

Bufftech[®]

Molded and Extruded Fence Products

2023 Product Catalog

Post & Rail - Est. Cost per Lineal Foot Worksheet	Page 4
Residential - Est. Cost per Lineal Foot Worksheet	Pages 5-7
Privacy Molded (6 ft. & 8 ft. wide)	
Allegheny® (4 ft. high x 8 ft. wide).....	Page 8
Allegheny (6 ft. high x 6 ft. wide).....	Page 9
Allegheny (8 ft. high x 8 ft. wide).....	Page 10
Sherwood (4 ft. high x 8 ft. wide).....	Page 11
Sherwood (6 ft. high x 6 ft. wide).....	Page 12
Sherwood (8 ft. high x 8 ft. wide).....	Page 13
Fence Components and Accessories Molded	Pages 14-15
Privacy Extruded (6 ft. wide)	
Brookline Smooth (4 ft. high).....	Page 16
Brookline Smooth (5 ft. high).....	Page 17
Brookline Smooth (6 ft. high).....	Page 18
Brookline with CertaGrain Texture (4 ft. high).....	Page 19
Brookline with CertaGrain Texture (5 ft. high).....	Page 20
Brookline with CertaGrain Texture (6 ft. high).....	Page 21
Privacy Extruded (8 ft. wide)	
Chesterfield (4 ft. high).....	Page 22
Chesterfield with Lattice Accent (5 ft. high).....	Page 23
Chesterfield (5 ft. high).....	Page 24
Chesterfield (6 ft. high).....	Page 25
Chesterfield S Curve (6 ft. high).....	Page 26
Chesterfield Swoop (6 ft. high).....	Page 27
Chesterfield Decorative Gates.....	Page 28
Chesterfield with Lattice Accent (6 ft. high).....	Page 29
Chesterfield with Huntington Accent (6 ft. high).....	Page 30
Chesterfield with Victorian Accent (6 ft. high).....	Page 31
Chesterfield with Westminster Accent (6 ft. high).....	Page 32
Chesterfield with CertaGrain Texture (4 ft. high).....	Page 33
Chesterfield with CertaGrain Texture (5 ft. high).....	Page 34
Chesterfield with CertaGrain Texture (6 ft. high).....	Page 35
Galveston (7 ft. high).....	Page 36
Galveston (8 ft. high).....	Page 37
Galveston with Lattice Accent (8 ft. high).....	Page 38
Galveston with Victorian Accent (8 ft. high).....	Page 39
Galveston with CertaGrain Texture (7 ft. high).....	Page 40
Galveston with CertaGrain Texture (8 ft. high).....	Page 41
New Lexington (48" high).....	Page 42
New Lexington (60" high).....	Page 43
New Lexington (72" high).....	Page 44
New Lexington S Curve (72" high).....	Page 45
New Lexington Swoop (72"high).....	Page 46
New Lexington with Lattice Accent (72" high).....	Page 47
New Lexington with Victorian Accent (72" high).....	Page 48
Semi-Private Extruded (8 ft. wide)	
Breezewood (4 ft. high).....	Page 49
Breezewood (5 ft. high).....	Page 50
Breezewood (6 ft. high).....	Page 51
Breezewood with CertaGrain Texture (4 ft. high).....	Page 52
Breezewood with CertaGrain Texture (5 ft. high).....	Page 53
Breezewood with CertaGrain Texture (6 ft. high).....	Page 54
Imperial (4 ft. high).....	Page 55
Imperial (5 ft. high).....	Page 56
Imperial (6 ft. high).....	Page 57
Imperial with CertaGrain Texture (4 ft. high).....	Page 58
Imperial with CertaGrain Texture (5 ft. high).....	Page 59
Imperial with CertaGrain Texture (6 ft. high).....	Page 60
Contemporary Extruded (8 ft. wide)	
Baron (4 ft. high).....	Page 61
Baron (5 ft. high).....	Page 62
Baron (6 ft. high).....	Page 63
Baron with CertaGrain Texture (4 ft. high).....	Page 64
Baron with CertaGrain Texture (5 ft. high).....	Page 65
Baron with CertaGrain Texture (6 ft. high).....	Page 66
Countess (4 ft. high).....	Page 67
Countess (5 ft. high).....	Page 68
Countess (6 ft. high).....	Page 69
Princeton (4 ft. high).....	Page 70
Princeton (5 ft. high).....	Page 71
Princeton (6 ft. high).....	Page 72
Classic Extruded (8 ft. wide)	
Manchester (3 ft. high).....	Page 73
Manchester (4 ft. high).....	Page 74
Manchester Concave (3 ft. high).....	Page 75
Manchester Concave (4 ft. high).....	Page 76
Traditional Extruded	
12 Picket (6 ft. wide)	
Cape Cod (3 ft. high).....	Page 77
Cape Cod (4 ft. high).....	Page 78
Cape Cod Concave (3 ft. high).....	Page 79
Cape Cod Concave (4 ft. high).....	Page 80
15 Picket (8 ft. wide)	
Danbury (4 ft. high).....	Page 81
Danbury Concave (4 ft. high).....	Page 82
Rothbury (4 ft. high).....	Page 83
Rothbury Concave (4 ft. high).....	Page 84
Gate Applications Extruded	Page 85
Post & Rail Extruded	
2 Rail Fence.....	Page 86
3 Rail Fence.....	Page 87
4 Rail Fence.....	Page 88
Crossbuck.....	Page 89
Post & Rail Truckload Calculations.....	Page 90
Fence Components and Accessories Extruded	Pages 91-93
Mounting Brackets.....	Page 94
Bulk Components - Pallet Quantities Extruded	Pages 95
Post Routing Template Kits	Pages 96-97
Railing (6, 8 and 10 ft. wide)	
Before You Begin.....	Page 98
Kingston Flat (3 ft. high).....	Page 99
Kingston Stair/Step (3 ft. high).....	Page 100
Kingston Flat (3.5 ft. high).....	Page 101
Kingston Stair/Step (3.5 ft. high).....	Page 102
Oxford Flat (3 ft. high).....	Page 103
Oxford Stair/Step (3 ft. high).....	Page 104
Oxford Flat (3.5 ft. high).....	Page 105
Oxford Stair/Step (3.5 ft. high).....	Page 106
Porch Posts/Columns	Page 107
Handrail	Page 108
Deck	Page 109
Bufftech Order Form	Page 110
Request for Material Estimate	Page 111
Request for Deck Estimate	Page 112

Estimated Material Cost Per Lineal Foot Worksheet

You Should Know

This is a guideline only. It should be used as a reference and as an aid in selling Bufftech fence.

Formula

- For Residential fence styles, select post installation method.
Estimate lineal footage cost of that installation method = A.
- A x total length of fence needed (include gate area if using kit).
Round lineal footage up to the nearest full section based upon either 6' or 8' centers (center depends on style of fence) = B.
Example: 100' (13 full sections plus 2' 6" remains) on 8' center is rounded to 105' (14 full sections).
- B + cost of gate(s) = C.
- C = Estimated cost of material.
Be sure to add an ending post and any gate posts required.

Post & Rail Fence Estimated Price Per Foot

The following is a guide for approximate MATERIAL COST per lineal foot of Bufftech Fence.

(Based on rails, 5 in. x 5 in. posts, internal post caps and lock rings needed to build fence on 8 ft. centers — 6 ft. centers for blend colors — you will need to add an ending post and any gates required.)

	<u>2 Rail (68 in. Post)</u>	<u>3 Rail (84 in. Post)</u>	<u>4 Rail (96 in. Post)</u>
Top Rail Height:	36"	54"	60"
1-1/2" x 5-1/2" Ribbed Rails	\$_____ per ft.	\$_____ per ft.	\$_____ per ft.
2" x 6" Ribbed Rails	-	\$_____ per ft.	\$_____ per ft.
		<u>Crossbuck (84 in. Post)</u>	
Top Rail Height:		54"	
1-1/2" x 5-1/2" Ribbed Top & Bottom Rails			
1-1/2" x 5-1/2" Ribbed Cross Rails		\$_____ per ft.	

Look for these icons throughout the brochure on products that meet special performance requirements.



WINDZONE™ PERFORMANCE

Miami-Dade County-approved NOA for exceptional performance in high wind conditions. To comply with Windzone Performance, additional items are needed for installation.

NOA # 20-0303.02 expires 03/13/2024

NOA # 22-0616.10 expires 04/04/2028 (molded)



MEETS POOL CODE

Styles that meet most local building codes for use around pools (applies to 4', 5' and 6' heights only). Check with your local building code official as local codes may vary.

Residential Fence Estimated Price Per Foot Worksheet

THE FOLLOWING IS A GUIDE FOR APPROXIMATE MATERIAL COST PER LINEAL FOOT OF BUFFTECH FENCE. ESTIMATED PRICE PER FOOT - **BASED ON (1) IN-GROUND POST, (1) UNASSEMBLED FENCE SECTION, (1) FLAT CAP (GOTHIC CAP USED WHERE NOTED)**. DIVIDED BY 8 FOR 8' CENTER SECTIONS & DIVIDED BY 6 FOR 6' CENTER SECTIONS.

RESIDENTIAL FENCE STYLE	FENCE HEIGHT					
	3'	4'	5'	6'	7'	8'
PRIVACY (6' CENTERS)						
ALLEGHENY* (BEIGE GRANITE, DARK GRAY GRANITE, BROWN GRANITE, DARK BROWN GRANITE, GRAY GRANITE)	-	-	-	\$ _____	-	-
SHERWOOD (DARK GRAY OAK, NANTUCKET GRAY, RED CEDAR, WALNUT BROWN)	-	-	-	\$ _____	-	-
BROOKLINE (ALMOND, CLAY, WHITE)	-	\$ _____	\$ _____	\$ _____	-	-
BROOKLINE WITH CERTAGRAIN TEXTURE (ARCTIC BLEND, BRAZILIAN BLEND, SIERRA BLEND, WEATHERED BLEND)	-	\$ _____	\$ _____	\$ _____	-	-
PRIVACY (8' CENTERS)						
ALLEGHENY (BEIGE GRANITE, DARK GRAY GRANITE, BROWN GRANITE, DARK BROWN GRANITE, GRAY GRANITE)	-	\$ _____	-	-	-	\$ _____
SHERWOOD (DARK GRAY OAK, NANTUCKET GRAY, RED CEDAR, WALNUT BROWN)	-	\$ _____	-	-	-	\$ _____
CHESTERFIELD (ALMOND, CLAY, GRAY, WHITE - 4' WHITE AND ALMOND ONLY, GRAY 6' ONLY)	-	\$ _____	\$ _____	\$ _____	-	-
CHESTERFIELD WITH LATTICE ACCENT (ALMOND, WHITE)	-	-	\$ _____	\$ _____	-	-
CHESTERFIELD WITH HUNTINGTON ACCENT (ALMOND, WHITE)	-	-	-	\$ _____	-	-
CHESTERFIELD WITH VICTORIAN ACCENT (ALMOND, WHITE)	-	-	-	\$ _____	-	-
CHESTERFIELD WITH WESTMINSTER ACCENT (WHITE)	-	-	-	\$ _____	-	-
CHESTERFIELD WITH CERTAGRAIN TEXTURE (ARCTIC BLEND, BRAZILIAN BLEND, SIERRA BLEND, WEATHERED BLEND)	-	\$ _____	\$ _____	\$ _____	-	-
GALVESTON (ALMOND, CLAY, WHITE)	-	-	-	-	\$ _____	\$ _____
GALVESTON WITH LATTICE ACCENT (ALMOND, WHITE)	-	-	-	-	-	\$ _____

Residential Fence Estimated Price Per Foot Worksheet

THE FOLLOWING IS A GUIDE FOR APPROXIMATE MATERIAL COST PER LINEAL FOOT OF BUFFTECH FENCE. ESTIMATED PRICE PER FOOT - **BASED ON (1) IN-GROUND POST, (1) UNASSEMBLED FENCE SECTION, (1) FLAT CAP (GOTHIC CAP USED WHERE NOTED)**. DIVIDED BY 8 FOR 8' CENTER SECTIONS & DIVIDED BY 6 FOR 6' CENTER SECTIONS.

RESIDENTIAL FENCE STYLE	FENCE HEIGHT					
	3'	4'	5'	6'	7'	8'
PRIVACY (8' CENTERS)						
GALVESTON WITH VICTORIAN ACCENT (ALMOND, WHITE)	-	-	-	-	-	\$ _____
GALVESTON WITH CERTAGRAIN TEXTURE (ARCTIC BLEND, BRAZILIAN BLEND, SIERRA BLEND, WEATHERED BLEND)	-	-	-	-	\$ _____	\$ _____
NEW LEXINGTON (ALMOND, WHITE)	-	\$ _____	\$ _____	\$ _____	-	-
NEW LEXINGTON WITH LATTICE ACCENT (ALMOND, WHITE)	-	-	-	\$ _____	-	-
NEW LEXINGTON WITH VICTORIAN ACCENT (ALMOND, WHITE)	-	-	-	\$ _____	-	-
SEMI-PRIVACY (8' CENTERS)						
BREEZEWOOD (ALMOND, CLAY, WHITE)	-	\$ _____	\$ _____	\$ _____	-	-
BREEZEWOOD WITH CERTAGRAIN TEXTURE (ARCTIC BLEND, BRAZILIAN BLEND, SIERRA BLEND, WEATHERED BLEND)	-	\$ _____	\$ _____	\$ _____	-	-
IMPERIAL (ALMOND, CLAY, WHITE)	-	\$ _____	\$ _____	\$ _____	-	-
IMPERIAL WITH CERTAGRAIN TEXTURE (ARCTIC BLEND, BRAZILIAN BLEND, SIERRA BLEND, WEATHERED BLEND)	-	\$ _____	\$ _____	\$ _____	-	-
CONTEMPORARY (8' CENTERS)						
BARON (ALMOND, CLAY, WHITE)	-	\$ _____	\$ _____	\$ _____	-	-
BARON WITH CERTAGRAIN TEXTURE (ARCTIC BLEND, BRAZILIAN BLEND, SIERRA BLEND, WEATHERED BLEND)	-	\$ _____	\$ _____	\$ _____	-	-
COUNTESS (WHITE)	-	\$ _____	\$ _____	\$ _____	-	-
PRINCETON (WHITE)	-	\$ _____	\$ _____	\$ _____	-	-

Residential Fence Estimated Price Per Foot Worksheet

THE FOLLOWING IS A GUIDE FOR APPROXIMATE MATERIAL COST PER LINEAL FOOT OF BUFFTECH FENCE. ESTIMATED PRICE PER FOOT - BASED ON (1) IN-GROUND POST, (1) UNASSEMBLED FENCE SECTION, (1) FLAT CAP (GOTHIC CAP USED WHERE NOTED). DIVIDED BY 8 FOR 8' CENTER SECTIONS & DIVIDED BY 6 FOR 6' CENTER SECTIONS.

RESIDENTIAL FENCE STYLE	FENCE HEIGHT				
	3'	4'	5'	6'	7'
CLASSIC (8' CENTERS)					
MANCHESTER (WHITE)	\$ _____	\$ _____	—	—	—
MANCHESTER CONCAVE (WHITE)	\$ _____	\$ _____	—	—	—
TRADITIONAL (6' CENTERS)					
12 PICKET CAPE COD (WHITE)	\$ _____	\$ _____	—	—	—
12 PICKET CAPE COD CONCAVE (WHITE)	\$ _____	\$ _____	—	—	—
TRADITIONAL (8' CENTERS)					
15 PICKET DANBURY, ROTHBURY (8' CENTER) (ALMOND, CLAY*, WHITE)	—	\$ _____	—	—	—
15 PICKET CONCAVE DANBURY, ROTHBURY (ALMOND, CLAY*, WHITE)	—	\$ _____	—	—	—

* Rothbury not available in Clay

PORCH RAILING SYSTEM (PRICE PER FOOT USING BLANK POST & RAIL MOUNT BRACKET KIT)

STYLE	RAILING HEIGHT: PICKET STYLE:	3'	3-1/2'	3'	3'	3'	3-1/2'
		ALUM.	ALUM.	1-1/2" SQ.	1-1/2" SQ.	BALUSTER	1-1/2" SQ.
KINGSTON (ALMOND, CLAY, WHITE)							
6' CENTERS		\$ _____	\$ _____	\$ _____	\$ _____	\$ _____	—
8' CENTERS		\$ _____	\$ _____	\$ _____	\$ _____	\$ _____	—
10' CENTERS				\$ _____	\$ _____	—	—

RAILING SYSTEM (PRICE PER FOOT USING ABOVE-GROUND POSTS & POST MOUNTING KITS)

STYLE	RAILING HEIGHT: PICKET STYLE:	3'	3-1/2'	3'	3'	3-1/2'	3-1/2'
		ALUM.	ALUM.	1-1/4" SQ.	BALUSTER	1-1/4" SQ.	BALUSTER
OXFORD (WHITE)							
6' CENTERS		\$ _____	\$ _____	\$ _____	\$ _____	\$ _____	\$ _____
8' CENTERS		\$ _____	\$ _____	\$ _____	\$ _____	\$ _____	\$ _____
10' CENTERS				\$ _____	—	\$ _____	—

**Privacy
Allegheny**

4 ft. High / 8 ft. Wide

- Select one of the available colors
- Beige Granite ■ Brown Granite
 - Dark Brown Granite / Walnut Brown
 - Dark Gray Granite / Dark Gray Oak
 - Gray Granite / Nantucket Gray

For colors, add color letters to item number: Beige Granite (BEG), Dark Gray Granite (BLK), Brown Granite (BRN), Dark Brown Granite (DBR), Gray Granite (GRY).

QUANTITY	PRODUCT NUMBER	DESCRIPTION
FENCE SECTIONS		
_____	ALG48X96	Allegheny Fence Panel 48 in. H x 96 in. W (For 96 in. Height order (2) 48 in. H Panel)

Note: Fence section includes panel with steel reinforcement

5 IN. X 5 IN. POSTS		
_____	LP102	Line Post with Hardware 5 x 5 x 102 in.
_____	EP102	End Post with Hardware 5 x 5 x 102 in.
_____	CP102	Corner Post with Hardware 5 x 5 x 102 in.

Note: Posts include panel support brackets and screws. (LP) = two brackets and two 1.5 in. screws. (CP) = two brackets, two 1.5 in. screws and four 3 in. screws. (EP) and (GP) = one bracket, one 1.25 in. screw and two 3 in. screws.

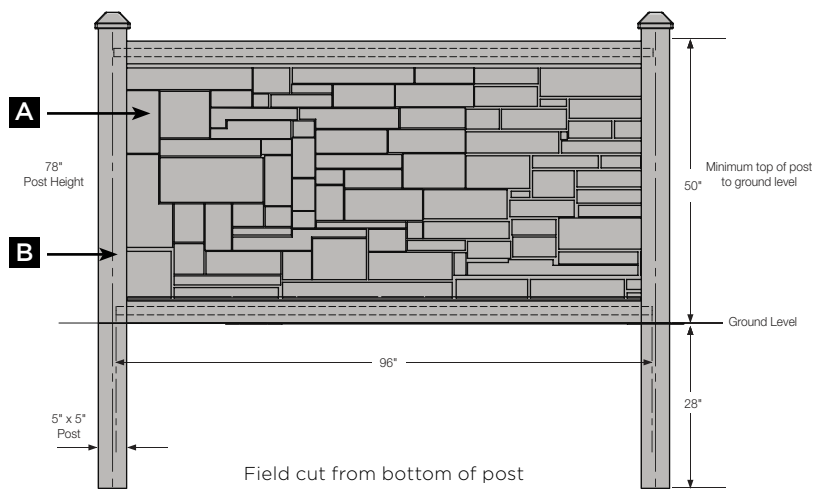
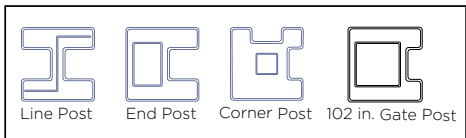
POST CAPS AND SKIRTS		
_____	PC5X5	Post Cap Square 5 in. x 5 in.
_____	PC5X10	Post Cap 45 Degree
_____	PC5X10G	Post Cap Double Inline
_____	SKIRTLP	Line Post Skirt
_____	SKIRTCP	Corner Post Skirt
_____	SKIRTEG	End Post / Gate Post Skirt

GATES (includes hinge and latch set)		
_____	ALGT48X48	Allegheny Gate 48 in. high x 48 in. wide with Hardware
_____	GP102	Gate Post with Hardware 5 x 5 x 102 in.
_____	DRG36	Drop Rod Gate Hardware

OPTIONAL/EXTRA MATERIAL		
_____	CPSB48X96	Cut Panel Support Bracket 4 ft. X 8 ft. Panels
_____	GF1X42	Gap Filler 1 in. Corner/Gate Post
_____	GF2X42	Gap Filler 2 in. Line/End Post
_____	FPB	Fence Panel Bracket-Zinc
_____	CMBLP6FG	Concrete Mounting Bracket 24 in. Line Post 6H 8x5 Base Plate
_____	CMBEP6FG	Concrete Mounting Bracket 24 in. End Post 6H 6.5x5 Base Plate
_____	CMBCP6FG	Concrete Mounting Bracket 24 in. Corner Post 6H 7x7 Base Plate
_____	CMBGP6FG	Concrete Mounting Bracket 24 in. Gate Post 6H 8x5 Base Plate
_____	801401	Self Close Hinge Set Black
_____	LATCH	Combo Latch / Striker Rod Set
_____	SCREW125	SCREW 1.25 in. (14X1.25)

A FENCE PANEL
 PALLET QUANTITY = 20
 48" x 96"
 Includes steel channel
 in top and bottom rail

B POST
 PALLET QUANTITY
 Line Post = 24
 End Post = 16
 Corner Post = 16
 5" x 5" x 102"
 SUPPLIED: 5" x 5" x 102"
 FIELD CUT: 5" x 5" x 78"



**Privacy
Allegheny**

6 ft. High / 6 ft. Wide

Select one of the available colors

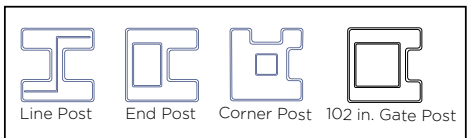
- Beige Granite ■ Brown Granite
- Dark Brown Granite / Walnut Brown
- Dark Gray Granite / Dark Gray Oak
- Gray Granite / Nantucket Gray

For colors, add color letters to item number: Beige Granite (BEG), Dark Gray Granite (BLK), Brown Granite (BRN), Dark Brown Granite (DBR), Gray Granite (GRY).

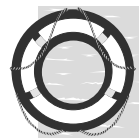
QUANTITY	PRODUCT NUMBER	DESCRIPTION
FENCE SECTIONS		
_____	ALG72X72	Allegheny Fence Panel 72 in. H x 72 in. W
<i>Note: Fence section includes panel with steel reinforcement</i>		
5 IN. X 5 IN. POSTS		
_____	LP102	Line Post with Hardware 5 x 5 x 102 in.
_____	EP102	End Post with Hardware 5 x 5 x 102 in.
_____	CP102	Corner Post with Hardware 5 x 5 x 102 in.
<i>Note: Posts include panel support brackets and screws. (LP) = two brackets and two 1.5 in. screws. (CP) = two brackets, two 1.5 in. screws and four 3 in. screws. (EP) and (GP) = one bracket, one 1.25 in. screw and two 3 in. screws.</i>		
POST CAPS AND SKIRTS		
_____	PC5X5	Post Cap Square 5 in. x 5 in.
_____	PC5X10	Post Cap 45 Degree
_____	PC5X10G	Post Cap Double Inline
_____	SKIRTLP	Line Post Skirt
_____	SKIRTCP	Corner Post Skirt
_____	SKIRTEG	End Post / Gate Post Skirt
GATES (includes hinge and latch set)		
_____	ALGT72X36	Allegheny Gate 70 in. high x 36 in. wide with Hardware
_____	ALGT72X48	Allegheny Gate 70 in. high x 48 in. wide with Hardware
_____	ALGT72X60	Allegheny Gate 70 in. high x 60 in. wide with Hardware
_____	ALGT72X72	Allegheny Gate 70 in. high x 71 in. wide with Hardware
_____	GP102	Gate Post with Hardware 5 x 5 x 102 in.
_____	DRG36	Drop Rod Gate Hardware
OPTIONAL/EXTRA MATERIAL		
_____	GF1X42	Gap Filler 1 in. Corner/Gate Post
_____	GF2X42	Gap Filler 2 in. Line/End Post
_____	CPSB72X72	Cut Panel Support Bracket 6 ft. X 6 ft. Panels
_____	FPB	Fence Panel Bracket-Zinc
_____	CMBLP6FG	Concrete Mounting Bracket 24 in. Line Post 6H 8x5 Base Plate
_____	CMBEP6FG	Concrete Mounting Bracket 24 in. End Post 6H 6.5x5 Base Plate
_____	CMBCP6FG	Concrete Mounting Bracket 24 in. Corner Post 6H 7x7 Base Plate
_____	CMBGP6FG	Concrete Mounting Bracket 24 in. Gate Post 6H 8x5 Base Plate
_____	801401	Self Close Hinge Set Black
_____	LATCH	Combo Latch / Striker Rod Set
_____	SCREW125	SCREW 1.25 in. (14X1.25)

A FENCE PANEL
 PALLET QUANTITY = 22
 72" x 72"
 Includes steel channel
 in top and bottom rail

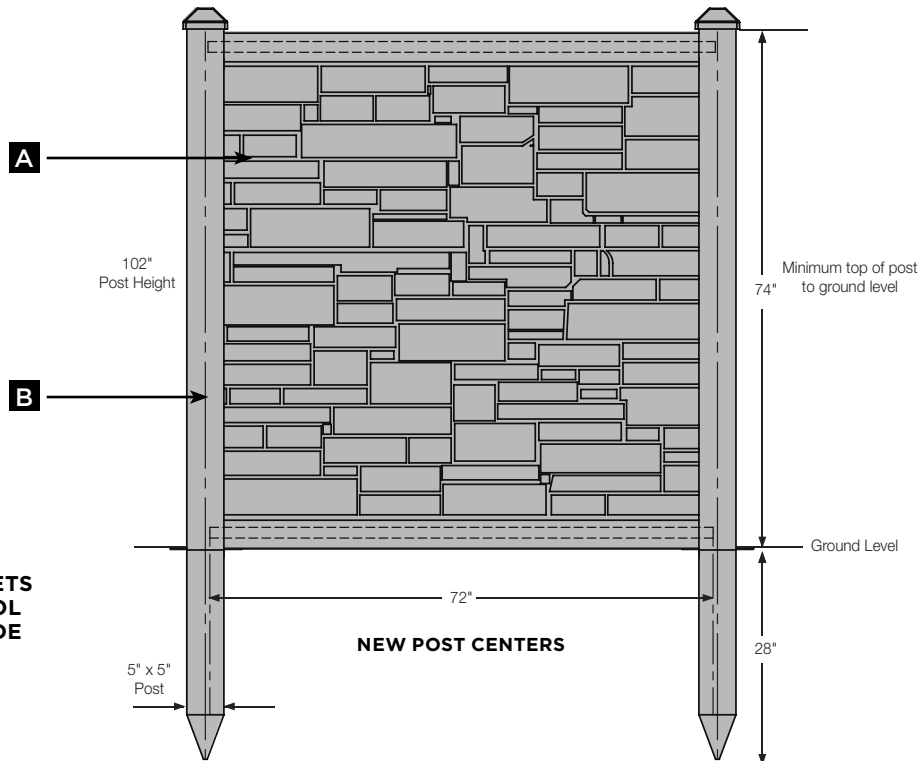
B POST
 PALLET QUANTITY
 Line Post = 24
 End Post = 16
 Corner Post = 16
 5" x 5" x 102"



FEATURING WINDZONE TECHNOLOGY



MEETS POOL CODE



**Privacy
Allegheny**

8 ft. High / 8 ft. Wide

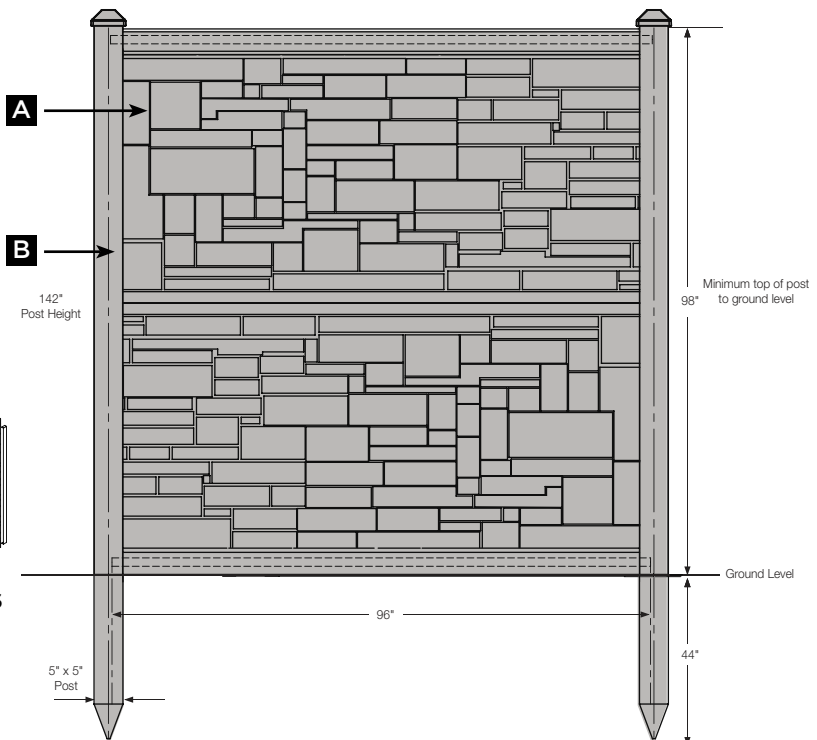
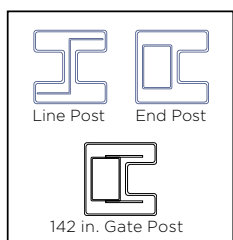
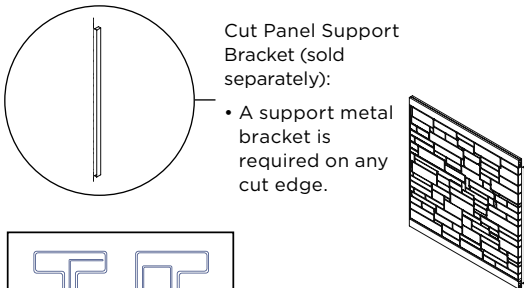
- Select one of the available colors
- Beige Granite ■ Brown Granite
 - Dark Brown Granite / Walnut Brown
 - Dark Gray Granite / Dark Gray Oak
 - Gray Granite / Nantucket Gray

For colors, add color letters to item number: Beige Granite (BEG), Dark Gray Granite (BLK), Brown Granite (BRN), Dark Brown Granite (DBR), Gray Granite (GRY).

QUANTITY	PRODUCT NUMBER	DESCRIPTION
FENCE SECTIONS		
_____	ALG48X96	Allegheny Fence Panel 48 in. H x 96 in. W (For 96 in. Height order (2) 48 in. H Panel)
<i>Note: Fence section includes panel with steel reinforcement</i>		
5 IN. X 5 IN. POSTS		
_____	LP142	Line Post with Hardware 5 x 5 x 142 in.
_____	EP142	End Post with Hardware 5 x 5 x 142 in.
<i>Note: Posts include panel support brackets and screws. (LP) = two brackets and two 1.5 in. screws. (EP) and (GP) = one bracket, one 1.25 in. screw and two 3 in. screws.</i>		
POST CAPS AND SKIRTS		
_____	PC5X5	Post Cap Square 5 in. x 5 in.
_____	PC5X10	Post Cap 45 Degree
_____	PC5X10G	Post Cap Double Inline
_____	SKIRTLP	Line Post Skirt
_____	SKIRTEG	End Post / Gate Post Skirt
GATES (includes hinge and latch set)		
_____	ALGT96X48	Allegheny Gate 96 in. high x 48 in. wide with Hardware
_____	GP142	Gate Post with Hardware 5 x 5 x 142 in.
_____	DRG36	Drop Rod Gate Hardware
OPTIONAL/EXTRA MATERIAL		
_____	GF1X42	Gap Filler 1 in. Corner/Gate Post
_____	GF2X42	Gap Filler 2 in. Line/End Post
_____	CPSB48X96	Cut Panel Support Bracket 4 ft. X 8 ft. Panels
_____	FPB	Fence Panel Bracket-Zinc
_____	CMBLP8FG	Concrete Mounting Bracket 24 in. Line Post 8H 8x5 Base Plate
_____	CMBEP8FG	Concrete Mounting Bracket 24 in. End Post 8H 8x5 Base Plate
_____	801401	Self Close Hinge Set Black
_____	LATCH	Combo Latch / Striker Rod Set
_____	SCREW125	SCREW 1.25 in. (14X1.25)

A FENCE PANEL
 PALLET QUANTITY = 20
 2 - 48" x 96" panels
 Includes steel channel
 in top and bottom rail

B POST
 PALLET QUANTITY = 27
 5" x 5" x 142"



**Privacy
Sherwood**

4 ft. High / 8 ft. Wide

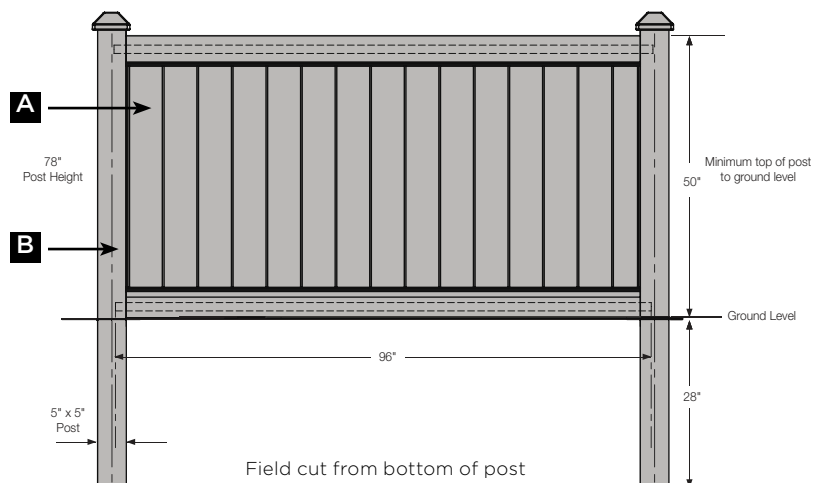
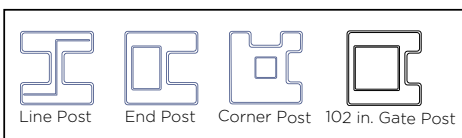
- Select one of the available colors**
- Dark Brown Granite / Walnut Brown
 - Dark Gray Granite / Dark Gray Oak
 - Gray Granite / Nantucket Gray
 - Red Cedar

For colors, add color letters to item number: Dark Gray Oak (BLK), Walnut Brown (DBR), Nantucket Gray (GRY), Red Cedar (RCD).

QUANTITY	PRODUCT NUMBER	DESCRIPTION
FENCE SECTIONS		
_____	SWP48X96	Sherwood Fence Panel 48 in. H x 96 in. W (For 96 in. Height order (2) 48 in. H Panel)
<i>Note: Fence section includes panel with steel reinforcement</i>		
5 IN. X 5 IN. POSTS		
_____	LP102	Line Post with Hardware 5 x 5 x 102 in.
_____	EP102	End Post with Hardware 5 x 5 x 102 in.
_____	CP102	Corner Post with Hardware 5 x 5 x 102 in.
<i>Note: Posts include panel support brackets and screws. (LP) = two brackets and two 1.5 in. screws. (CP) = two brackets, two 1.5 in. screws and four 3 in. screws. (EP) and (GP) = one bracket, one 1.25 in. screw and two 3 in. screws.</i>		
POST CAPS AND SKIRTS		
_____	PC5X5	Post Cap Square 5 in. x 5 in.
_____	PC5X10	Post Cap 45 Degree
_____	PC5X10G	Post Cap Double Inline
_____	SKIRTLP	Line Post Skirt
_____	SKIRTCP	Corner Post Skirt
_____	SKIRTEG	End Post / Gate Post Skirt
GATES (includes hinge and latch set)		
_____	SWG48X48	Sherwood Gate 48 in. high x 48 in. wide with Hardware
_____	GP102	Gate Post with Hardware 5 x 5 x 102 in.
_____	DRG36	Drop Rod Gate Hardware
OPTIONAL/EXTRA MATERIAL		
_____	GF1X42	Gap Filler 1 in. Corner/Gate Post
_____	GF2X42	Gap Filler 2 in. Line/End Post
_____	CPSB48X96	Cut Panel Support Bracket 4 ft. X 8 ft. Panels
_____	FPB	Fence Panel Bracket-Zinc
_____	CMBLP6FG	Concrete Mounting Bracket 24 in. Line Post 6H 8x5 Base Plate
_____	CMBEP6FG	Concrete Mounting Bracket 24 in. End Post 6H 6.5x5 Base Plate
_____	CMBCP6FG	Concrete Mounting Bracket 24 in. Corner Post 6H 7x7 Base Plate
_____	CMBGP6FG	Concrete Mounting Bracket 24 in. Gate Post 6H 8x5 Base Plate
_____	801401	Self Close Hinge Set Black
_____	LATCH	Combo Latch / Striker Rod Set
_____	SCREW125	SCREW 1.25 in. (14X1.25)

A FENCE PANEL
 PALLET QUANTITY = 20
 48" x 96"
 Includes steel channel
 in top and bottom rail

B POST
 PALLET QUANTITY
 Line Post = 24
 End Post = 16
 Corner Post = 16
 5" x 5" x 102"
 SUPPLIED: 5" x 5" x 102"
 FIELD CUT: 5" x 5" x 78"



**Privacy
Sherwood**

6 ft. High / 6 ft. Wide

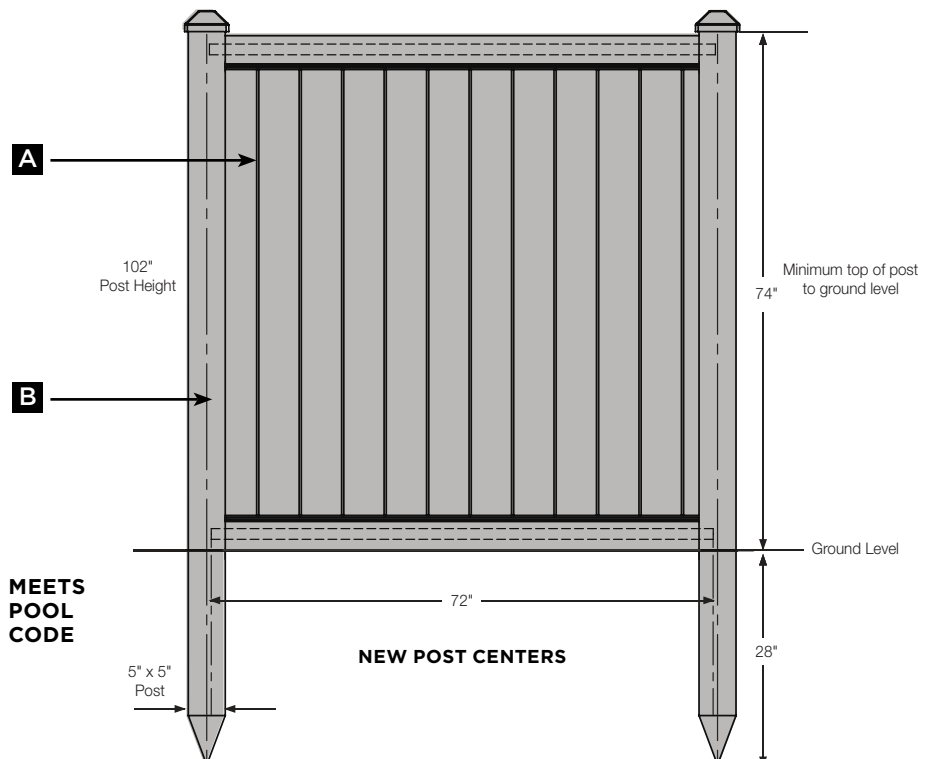
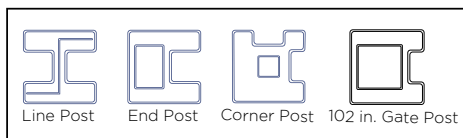
- Select one of the available colors**
- Dark Brown Granite / Walnut Brown
 - Dark Gray Granite / Dark Gray Oak
 - Gray Granite / Nantucket Gray
 - Red Cedar

For colors, add color letters to item number: Dark Oak (BLK), Walnut Brown (DBR), Nantucket Gray (GRY), Red Cedar (RCD).

QUANTITY	PRODUCT NUMBER	DESCRIPTION
FENCE SECTIONS		
	SWP72X72	Sherwood Fence Panel 72 in. H x 72 in. W
<i>Note: Fence section includes panel with steel reinforcement</i>		
5 IN. X 5 IN. POSTS		
	LP102	Line Post with Hardware 5 x 5 x 102 in.
	EP102	End Post with Hardware 5 x 5 x 102 in.
	CP102	Corner Post with Hardware 5 x 5 x 102 in.
<i>Note: Posts include panel support brackets and screws. (LP) = two brackets and two 1.5 in. screws. (CP) = two brackets, two 1.5 in. screws and four 3 in. screws. (EP) and (GP) = one bracket, one 1.25 in. screw and two 3 in. screws.</i>		
POST CAPS AND SKIRTS		
	PC5X5	Post Cap Square 5 in. x 5 in.
	PC5X10	Post Cap 45 Degree
	PC5X10G	Post Cap Double Inline
	SKIRTLP	Line Post Skirt
	SKIRTCP	Corner Post Skirt
	SKIRTEG	End Post / Gate Post Skirt
GATES (includes hinge and latch set)		
	SWG72X36	Sherwood Gate 70 in. high x 36 in. wide with Hardware
	SWG72X48	Sherwood Gate 70 in. high x 48 in. wide with Hardware
	SWG72X60	Sherwood Gate 70 in. high x 60 in. wide with Hardware
	SWG72X72	Sherwood Gate 70 in. high x 71 in. wide with Hardware
	GP102	Gate Post with Hardware 5 x 5 x 102 in.
	DRG36	Drop Rod Gate Hardware
OPTIONAL/EXTRA MATERIAL		
	GF1X42	Gap Filler 1 in. Corner/Gate Post
	GF2X42	Gap Filler 2 in. Line/End Post
	CPSB72X72	Cut Panel Support Bracket 6 ft. X 6 ft. Panels
	FPB	Fence Panel Bracket-Zinc
	CMBLP6FG	Concrete Mounting Bracket 24 in. Line Post 6H 8x5 Base Plate
	CMBEP6FG	Concrete Mounting Bracket 24 in. End Post 6H 6.5x5 Base Plate
	CMBCP6FG	Concrete Mounting Bracket 24 in. Corner Post 6H 7x7 Base Plate
	CMBGP6FG	Concrete Mounting Bracket 24 in. Gate Post 6H 8x5 Base Plate
	801401	Self Close Hinge Set Black
	LATCH	Combo Latch / Striker Rod Set
	SCREW125	SCREW 1.25 in. (14X1.25)

A FENCE PANEL
 PALLET QUANTITY = 22
 72" x 72"
 Includes steel channel
 in top and bottom rail

B POST
 PALLET QUANTITY
 Line Post = 24
 End Post = 16
 Corner Post = 16
 5" x 5" x 102"



**Privacy
Sherwood**

8 ft. High / 8 ft. Wide

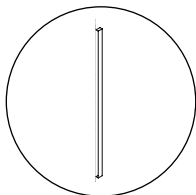
- Select one of the available colors**
- Dark Brown Granite / Walnut Brown
 - Dark Gray Granite / Dark Gray Oak
 - Gray Granite / Nantucket Gray
 - Red Cedar

For colors, add color letters to item number: Dark Gray Oak (BLK), Walnut Brown (DBR), Nantucket Gray (GRY), Red Cedar (RCD).

QUANTITY	PRODUCT NUMBER	DESCRIPTION
FENCE SECTIONS		
_____	SWP48X96	Sherwood Fence Panel 48 in. H x 96 in. W (For 96 in. Height order (2) 48 in. H Panel)
<i>Note: Fence section includes panel with steel reinforcement</i>		
5 IN. X 5 IN. POSTS		
_____	LP142	Line Post with Hardware 5 x 5 x 142 in.
_____	EP142	End Post with Hardware 5 x 5 x 142 in.
<i>Note: Posts include panel support brackets and screws. (LP) = two brackets and two 1.5 in. screws. (EP) and (GP) = one bracket, one 1.25 in. screw and two 3 in. screws.</i>		
POST CAPS AND SKIRTS		
_____	PC5X5	Post Cap Square 5 in. x 5 in.
_____	PC5X10	Post Cap 45 Degree
_____	PC5X10G	Post Cap Double Inline
_____	SKIRTLP	Line Post Skirt
_____	SKIRTEG	End Post / Gate Post Skirt
GATES (includes hinge and latch set)		
_____	SWG96X48	Sherwood Gate 96 in. high x 48 in. wide with Hardware
_____	GP142	Gate Post with Hardware 5 x 5 x 142 in.
_____	DRG36	Drop Rod Gate Hardware
OPTIONAL/EXTRA MATERIAL		
_____	GF1X42	Gap Filler 1 in. Corner/Gate Post
_____	GF2X42	Gap Filler 2 in. Line/End Post
_____	CPSB48X96	Cut Panel Support Bracket 4 ft. X 8 ft. Panels
_____	FPB	Fence Panel Bracket-Zinc
_____	CMBLP8FG	Concrete Mounting Bracket 24 in. Line Post 8H 8x5 Base Plate
_____	CMBEP8FG	Concrete Mounting Bracket 24 in. End Post 8H 8x5 Base Plate
_____	801401	Self Close Hinge Set Black
_____	LATCH	Combo Latch / Striker Rod Set
_____	SCREW125	SCREW 1.25 in. (14X1.25)

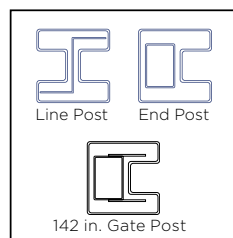
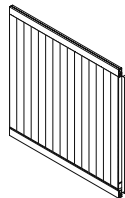
A FENCE PANEL
 PALLET QUANTITY = 20
 2 - 48" x 96" panels
 Includes steel channel
 in top and bottom rail

B POST
 PALLET QUANTITY = 27
 5" x 5" x 142"

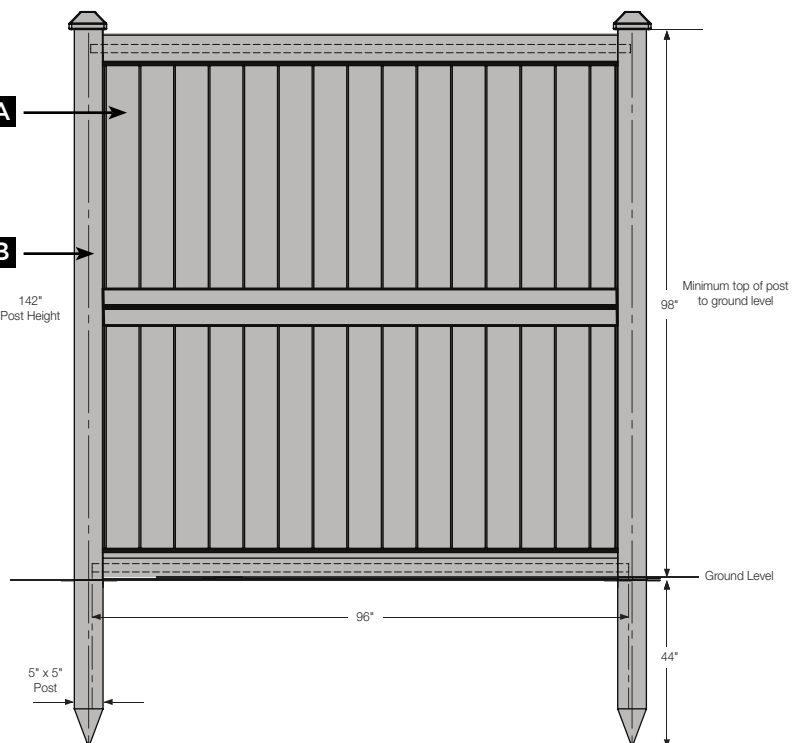


Cut Panel Support Bracket (sold separately):

- A support metal bracket is required on any cut edge.



**MEETS
POOL
CODE**



Fence Components

Molded

- Select one of the available colors**
- Beige Granite ■ Brown Granite
 - Dark Brown Granite / Walnut Brown
 - Dark Gray Granite / Dark Gray Oak
 - Gray Granite / Nantucket Gray
 - Red Cedar

For colors, add color letters to item number: Beige Granite (BEG), Dark Gray Granite/Oak (BLK), Brown Granite (BRN), Dark Brown Granite/Walnut Brown (DBR), Gray Granite/Nantucket Gray (GRY), Red Cedar (RCD).

QUANTITY	PRODUCT NUMBER	DESCRIPTION
CONCRETE MOUNTING BRACKETS		
_____	CMBLP6FG	Concrete Mounting Bracket 24 in. Line Post 6H 8x5 Base Plate
_____	CMBEP6FG	Concrete Mounting Bracket 24 in. End Post 6H 6.5x5 Base Plate
_____	CMBCP6FG	Concrete Mounting Bracket 24 in. Corner Post 6H 7x7 Base Plate
_____	CMBGP6FG	Concrete Mounting Bracket 24 in. Gate Post 6H 8x5 Base Plate
_____	CMBLP8FG	Concrete Mounting Bracket 24 in. Line Post 8H 8x5 Base Plate
_____	CMBEP8FG	Concrete Mounting Bracket 24 in. End Post 8H 8x5 Base Plate
POST CAP AND SKIRTS		
_____	PC5X5	Post Cap Square 5 in. x 5 in.
_____	PC5X10	Post Cap 45 Degree
_____	PC5X10G	Post Cap Double Inline
_____	SKIRTLP	Line Post Skirt
_____	SKIRTCP	Corner Post Skirt
_____	SKIRTEG	End Post / Gate Post Skirt
GAP FILLERS		
_____	GF1X42	Gap Filler 1 in. Corner/Gate Post
_____	GF2X42	Gap Filler 2 in. Line/End Post
<i>Note: Gap Fillers can be used to fill open channels on posts.</i>		
BRACKETS		
_____	FPB	Fence Panel Bracket-Zinc
_____	SCBNC	Slip Cover Bracket
_____	CPSB48X96	Cut Panel Support Bracket 4 ft. X 8 ft. Panels
_____	CPSB72X72	Cut Panel Support Bracket 6 ft. X 6 ft. Panels
<i>Note: Cut Panel Support Bracket is required on cut ends of 8'h panels.</i>		
HARDWARE		
_____	SCREW125	SCREW 1.25 in. (14X1.25)

Posts



102 in. and 142 in. Line Post



102 in. and 142 in. End Post

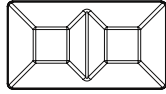


102 in. Corner Post

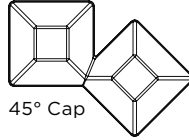
Post Caps



Single Cap



Double Inline Cap



45° Cap

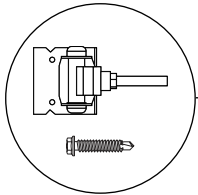
Gate Hardware



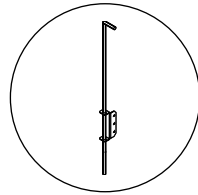
102 in. Gate Post



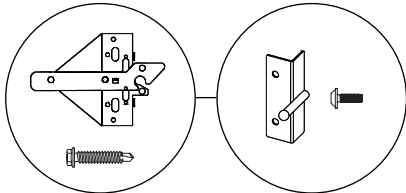
142 in. Gate Post



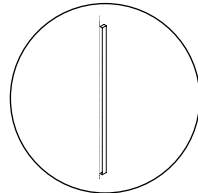
- Hinge Set (included with gate):
- 2 Hinges
 - 8 Self-tapping Screws
 - 1 Allen Wrench



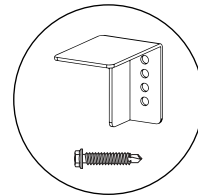
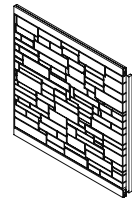
- Drop Rod Set (sold separately):
- 1 Bracket
 - 5 Screws
 - 1 Pin



- Latch and Striker Rod Set (included with gate):
- 1 Latch, Striker Rod
 - 2 Button Head Screws
 - 6 Self-tapping Screws



- Cut Panel Support Bracket (sold separately):
- Available for 4 ft. and 6 ft. high fence panels.



- Panel Support Brackets (included with posts)

Inside-to-Inside Post Spacing for Gates

GATE WIDTH	SINGLE OPENING	DOUBLE DRIVE WITH 3' GATE	DOUBLE DRIVE WITH 4' GATE	DOUBLE DRIVE WITH 5' GATE	DOUBLE DRIVE WITH 6' GATE
3 ft. Wide Gate	38.5"	76.0"	88.0"	100.0"	111.0"
4 ft. Wide Gate	50.5"	88.0"	100.0"	112.0"	123.0"
5 ft. Wide Gate	62.5"	100.0"	112.0"	124.0"	135.0"
6 ft. Wide Gate	73.5"	111.0"	123.0"	135.0"	146.0"

For colors, add color letters to item number: Almond (AL), Clay (C).

Note: Mixed color sections must be ordered as components; pricing will be higher than standard sections.

QUANTITY	PRODUCT NUMBER	DESCRIPTION
FENCE SECTIONS		
_____	211048	Brookline Fence Section (4 ft. x 6 ft.)
<i>Note: Fence section includes A, B, C, D and section hardware. Post and caps sold separately. POST CENTERS ARE 6 FT. 5 IN. X 5 IN. POSTS</i>		
_____	67541	Brookline Corner Post 5 in. x 5 in. x 84 in.
_____	67542	Brookline Line Post 5 in. x 5 in. x 84 in.
_____	67543	Brookline End Post 5 in. x 5 in. x 84 in.
_____	539084	Blank Post 5 in. x 5 in. x 84 in.
POST CAPS		
_____	70493	Ball Cap 5 in. x 5 in.
_____	70416	Gothic Cap Ext 5 in. x 5 in.
_____	70418	Flat Cap Ext 5 in. x 5 in.
_____	70427	New England Cap Ext 5 in. x 5 in.
GATES (hardware ordered separately)		
_____	42787	Brookline Gate Kit (builds up to 50-1/2 in. wide gate)
_____	70027	Gate Extension Kit (builds up to 70 in. gate) gate kit must also be ordered
_____	437187	Brookline Preassembled Gate 50-1/2 in. wide
_____	70095	Aluminum 5 in. x 5 in. x 94 in. Gate Post Stiffener
_____	27635	Drop Pin Kit
_____	27742	5 ft. to 6 ft. Height Gate Hardware (self-closing hinges and latch)
_____	27745	Deluxe Key Entry Nylon Gate Hardware (5 ft. and 6 ft. height fence)
_____	27752	Plus Key Entry Nylon Gate Hardware (5 ft. and 6 ft. height fence)
_____	27747	LokkLatch Magnetic Gate Hardware (5 ft. and 6 ft. height fence)
_____	27731	Standard Stainless Steel Gate Hardware Pebble Black Finish
<i>Note: Gate kits include (2) 2-1/2 in. x 4 in. up-rights, caps and screws. Rails and pickets ordered separately.</i>		
OPTIONAL/EXTRA MATERIAL		
_____	70070	Optional Steel Reinforcement Channel x 71 in. for 2 in. x 6 in. Rail
_____	619071	Brookline Deco Top Rail 2 in. x 6 in. x 71 in.
_____	614871	Brookline Deco Top/Bottom Rail with Steel 2 in. x 6 in. x 71 in.
_____	60783P	Lock Rings (order 2 per rail) Qty: 24
_____	469067	Brookline 7/8 in. x 7 in. x 66-1/2 in. Tongue and Groove Picket
_____	71414	2 in. EZ Set Post Brackets (pair with hardware - optional)
_____	70169	Aluminum End Channel 1 in. x 1-1/2 in. x 60-1/2 in.

Note: End channels must be attached to posts.

A TOP RAIL

PALLET QUANTITY = 84
 2" x 6" x 71" Deco Rail Ribbed.
 Note: Clay color includes steel in top rail

B PICKETS

PALLET QUANTITY = 162
 5 pickets per section of
 7/8" x 7" x 66-1/2"

C END CHANNEL

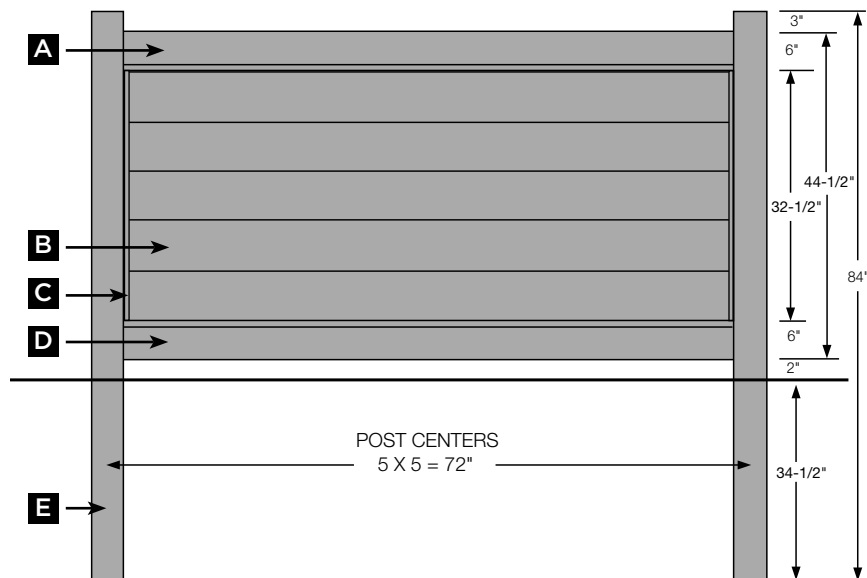
SUPPLIED: 1" x 1-1/2" x 60-1/2"
 FIELD CUT: 1" x 1-1/2" x 32-1/2"

D BOTTOM RAIL

PALLET QUANTITY = 84
 2" x 6" x 71" Deco Rail Ribbed. Includes
 steel channel.

E POST

PALLET QUANTITY = 48
 5" x 5" x 84"



**Privacy
Brookline**

5 ft. High / 6 ft. Wide

Select one of the available colors
 ■ Almond ■ Clay ■ White

For colors, add color letters to item number: Almond (AL), Clay (C).

Note: Mixed color sections must be ordered as components; pricing will be higher than standard sections.

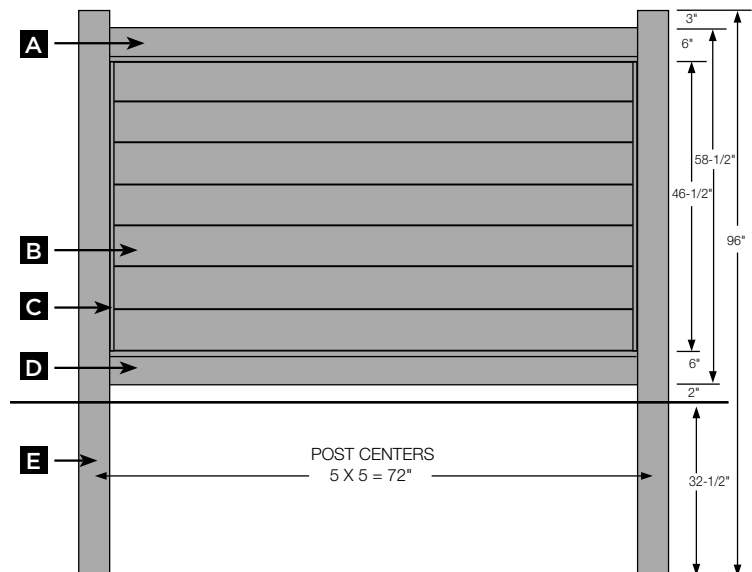
QUANTITY	PRODUCT NUMBER	DESCRIPTION
FENCE SECTIONS		
_____	211060	Brookline Fence Section (5 ft. x 6 ft.)
<i>Note: Fence section includes A, B, C, D and section hardware. Post and caps sold separately. POST CENTERS ARE 6 FT. 5 IN. X 5 IN. POSTS</i>		
_____	67551	Brookline Corner Post 5 in. x 5 in. x 96 in.
_____	67552	Brookline Line Post 5 in. x 5 in. x 96 in.
_____	67553	Brookline End Post 5 in. x 5 in. x 96 in.
_____	679096	Blank Post Heavy Wall 5 in. x 5 in. x 96 in.
POST CAPS		
_____	70493	Ball Cap 5 in. x 5 in.
_____	70416	Gothic Cap Ext 5 in. x 5 in.
_____	70418	Flat Cap Ext 5 in. x 5 in.
_____	70427	New England Cap Ext 5 in. x 5 in.
GATES (hardware ordered separately)		
_____	42788	Brookline Gate Kit (builds up to 50-1/2 in. wide gate)
_____	70027	Gate Extension Kit (builds up to 70 in. gate) gate kit must also be ordered
_____	437188	Brookline Preassembled Gate 50-1/2 in. wide
_____	70095	Aluminum 5 in. x 5 in. x 94 in. Gate Post Stiffener
_____	27635	Drop Pin Kit
_____	27742	5 ft. to 6 ft. Height Gate Hardware (self-closing hinges and latch)
_____	27745	Deluxe Key Entry Nylon Gate Hardware (5 ft. and 6 ft. height fence)
_____	27752	Plus Key Entry Nylon Gate Hardware (5 ft. and 6 ft. height fence)
_____	27747	LokkLatch Magnetic Gate Hardware (5 ft. and 6 ft. height fence)
_____	27731	Standard Stainless Steel Gate Hardware Pebble Black Finish
<i>Note: Gate kits include (2) 2-1/2 in. x 4 in. up-rights, caps and screws. Rails and pickets ordered separately.</i>		
OPTIONAL/EXTRA MATERIAL		
_____	70070	Optional Steel Reinforcement Channel x 71 in. for 2 in. x 6 in. Rail
_____	619071	Brookline Deco Top Rail 2 in. x 6 in. x 71 in.
_____	614871	Brookline Deco Top/Bottom Rail with Steel 2 in. x 6 in. x 71 in.
_____	60783P	Lock Rings (order 2 per rail) Qty: 24
_____	469067	Brookline 7/8 in. x 7 in. x 66-1/2 in. Tongue and Groove Picket
_____	71414	2 in. EZ Set Post Brackets (pair with hardware - optional)
_____	70169	Aluminum End Channel 1 in. x 1-1/2 in. x 60-1/2 in.

Note: End channels must be attached to posts.

- A TOP RAIL** PALLET QUANTITY = 84
2" x 6" x 71" Deco rail ribbed.
Note: Clay color includes steel in top rail
- B PICKETS** PALLET QUANTITY = 162
7 pickets per section of 7/8" x 7" x 66-1/2"
- C END CHANNEL**
SUPPLIED: 1" x 1-1/2" x 60-1/2"
FIELD CUT: 1" x 1-1/2" x 46-1/2"
- D BOTTOM RAIL** PALLET QUANTITY = 84
2" x 6" x 71" Deco rail ribbed.
Includes steel channel.
- E POST** PALLET QUANTITY = 48
5" x 5" x 96"



**MEETS
POOL
CODE**



For colors, add color letters to item number: Almond (AL), Clay (C).

Note: Mixed color sections must be ordered as components; pricing will be higher than standard sections.

QUANTITY	PRODUCT NUMBER	DESCRIPTION
FENCE SECTIONS		
_____	211072	Brookline Fence Section (6 ft. x 6 ft.)

Note: Fence section includes A, B, C, D and section hardware. Post and caps sold separately. POST CENTERS ARE 6 FT.

5 IN. X 5 IN. POSTS		
_____	67561	Brookline Corner Post 5 in. x 5 in. x 107 in.
_____	67562	Brookline Line Post 5 in. x 5 in. x 107 in.
_____	71106	Aluminum 5 in. x 5 in. x 106 in. Line Post Stiffener
_____	67563	Brookline End Post 5 in. x 5 in. x 107 in.
_____	679108	Smooth Blank Post Heavy Wall 5 in. x 5 in. x 107 in.

POST CAPS		
_____	70493	Ball Cap 5 in. x 5 in.
_____	70416	Gothic Cap Ext 5 in. x 5 in.
_____	70418	Flat Cap Ext 5 in. x 5 in.
_____	70427	New England Cap Ext 5 in. x 5 in.

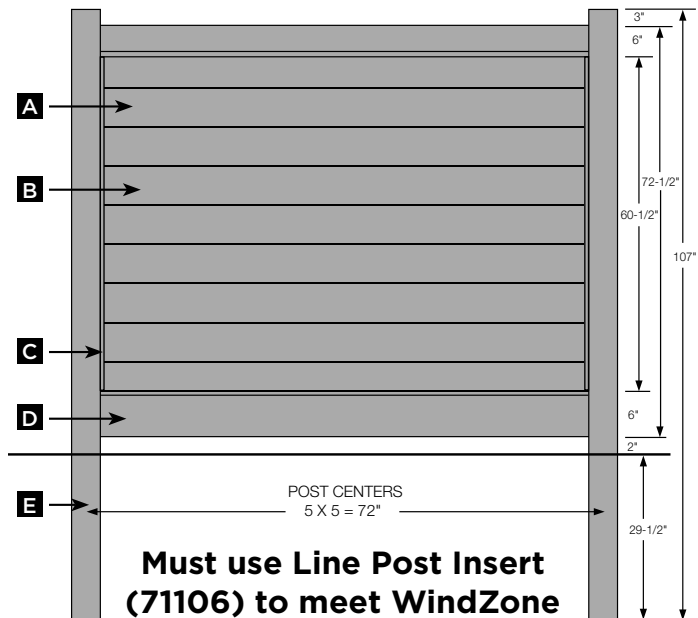
GATES (hardware ordered separately)		
_____	42789	Brookline Gate Kit (builds up to 50-1/2 in. wide gate)
_____	70027	Gate Extension Kit (builds up to 70 in. gate) gate kit must also be ordered
_____	70106	Aluminum 5 in. x 5 in. x 106 in. Gate Post Stiffener
_____	437189	Brookline Preassembled Gate 50-1/2 in. wide
_____	27635	Drop Pin Kit
_____	27742	5 ft. to 6 ft. Height Gate Hardware (self-closing hinges and latch)
_____	27745	Deluxe Key Entry Nylon Gate Hardware (5 ft. and 6 ft. height fence)
_____	27752	Plus Key Entry Nylon Gate Hardware (5 ft. and 6 ft. height fence)
_____	27747	LokkLatch Magnetic Gate Hardware (5 ft. and 6 ft. height fence)
_____	27731	Standard Stainless Steel Gate Hardware Pebble Black Finish

Note: Gate kits include (2) 2-1/2 in. x 4 in. up-rights, caps and screws. Rails and pickets ordered separately.

OPTIONAL/EXTRA MATERIAL		
_____	70070	Optional Steel Reinforcement Channel x 71 in. for 2 in. x 6 in. Rail
_____	619071	Brookline Deco Top Rail 2 in. x 6 in. x 71 in.
_____	614871	Brookline Deco Top/Bottom Rail with Steel 2 in. x 6 in. x 71 in.
_____	60783P	Lock Rings (order 2 per rail) Qty: 24
_____	469067	Brookline 7/8 in. x 7 in. x 66-1/2 in. Tongue and Groove Picket
_____	71414	2 in. EZ Set Post Brackets (pair with hardware - optional)
_____	70169	Aluminum End Channel 1 in. x 1-1/2 in. x 60-1/2 in.

Note: End channels must be attached to posts.

- A TOP RAIL** PALLET QUANTITY = 84
2" x 6" x 71" Deco rail ribbed.
Note: Clay color includes steel in top rail
- B PICKETS** PALLET QUANTITY = 162
9 pickets per section of 7/8" x 7" x 66-1/2"
- C END CHANNEL**
1" x 1-1/2" x 60-1/2"
- D BOTTOM RAIL** PALLET QUANTITY = 84
2" x 6" x 71" Deco rail ribbed.
Includes steel channel.
- E POST** PALLET QUANTITY = 48
5" x 5" x 107"



**MEETS
POOL
CODE**


For colors, add color letters to item number: Arctic Blend (AC4), Brazilian Blend (BR4), Sierra Blend (SB4), Weathered Blend (WB4).

Note: Mixed color sections must be ordered as components; pricing will be higher than standard sections.

QUANTITY	PRODUCT NUMBER	DESCRIPTION
FENCE SECTIONS		
_____	31148	Brookline Fence Section with CertaGrain Texture (4 ft. x 6 ft.)
<i>Note: Fence section includes A, B, C, D and section hardware. Post and caps sold separately. POST CENTERS ARE 6 FT. 5 IN. X 5 IN. POSTS</i>		
_____	75841	CertaGrain Corner Post 5 in. x 5 in. x 84 in.
_____	75842	CertaGrain Line Post 5 in. x 5 in. x 84 in.
_____	75843	CertaGrain End Post 5 in. x 5 in. x 84 in.
_____	759084	CertaGrain Blank Post 5 in. x 5 in. x 84 in.
POST CAPS		
_____	70444	CertaGrain Flat Top Cap Ext 5 in. x 5 in.
_____	70459	CertaGrain New England Cap 5 in. x 5 in.
GATES (hardware ordered separately)		
_____	31887	Brookline CertaGrain Gate Kit (builds up to 50-1/2 in. wide gate)
_____	70027	Gate Extension Kit (builds up to 70 in. gate) gate kit must also be ordered
_____	328087	Brookline CertaGrain Preassembled Gate 50-1/2 in. wide
_____	70095	Aluminum 5 in. x 5 in. x 94 in. Gate Post Stiffener
_____	27635	Drop Pin Kit
_____	27742	5 ft. to 6 ft. Height Gate Hardware (self-closing hinges and latch)
_____	27745	Deluxe Key Entry Nylon Gate Hardware (5 ft. and 6 ft. height fence)
_____	27752	Plus Key Entry Nylon Gate Hardware (5 ft. and 6 ft. height fence)
_____	27747	LokkLatch Magnetic Gate Hardware (5 ft. and 6 ft. height fence)
_____	27731	Standard Stainless Steel Gate Hardware Pebble Black Finish
<i>Note: Gate kits include (2) 2-1/2 in. x 4 in. up-rights, caps and screws. Rails and pickets ordered separately.</i>		
OPTIONAL/EXTRA MATERIAL		
_____	70070	Optional Steel Reinforcement Channel x 71 in. for 2 in. x 6 in. Rail
_____	744071	Brookline CertaGrain Top/Bottom Rail with Steel 2 in. x 6 in. x 71 in.
_____	60783P	Lock Rings (order 2 per rail) Qty: 24
_____	769067	Brookline CertaGrain 7/8 in. x 7 in. x 66-1/2 in. Tongue and Groove Picket
_____	71414	2 in. EZ Set Post Brackets (pair with hardware - optional)
_____	70169	Aluminum End Channel 1 in. x 1-1/2 in. x 60-1/2 in.

Note: End channels must be attached to posts.

- A TOP RAIL** PALLET QUANTITY = 84
2" x 6" x 71" rail ribbed.
Note: Arctic Blend, Brazilian Blend, Sierra Blend, and Weathered Blend colors include steel in top rail.
- B PICKETS** PALLET QUANTITY = 162
5 pickets per section of 7/8" x 7" x 66-1/2"
- C END CHANNEL**
SUPPLIED: 1" x 1-1/2" x 60-1/2"
FIELD CUT: 1" x 1-1/2" x 32-1/2"
- D BOTTOM RAIL** PALLET QUANTITY = 84
2" x 6" x 71" rail ribbed.
Includes steel channel.
- E POST** PALLET QUANTITY = 48
5" x 5" x 84"



**Privacy
Brookline with CertaGrain
Texture**

5 ft. High / 6 ft. Wide

Select one of the available colors
 Arctic Blend Brazilian Blend
 Sierra Blend Weathered Blend

For colors, add color letters to item number: Arctic Blend (AC4), Brazilian Blend (BR4), Sierra Blend (SB4), Weathered Blend (WB4).

Note: Mixed color sections must be ordered as components; pricing will be higher than standard sections.

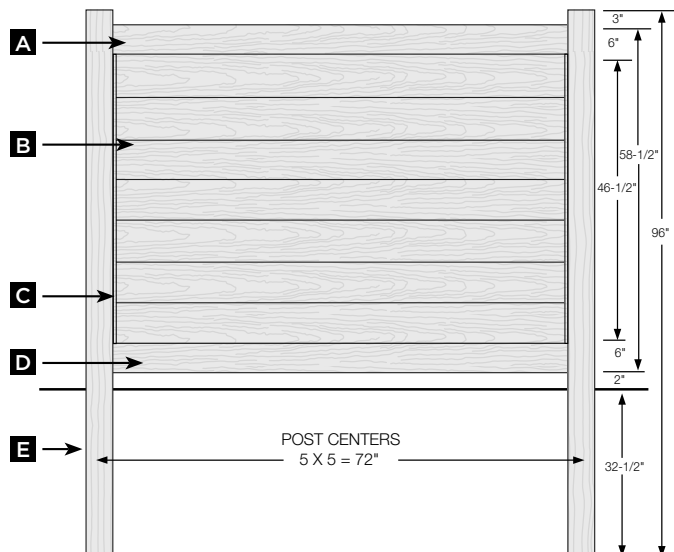
QUANTITY	PRODUCT NUMBER	DESCRIPTION
FENCE SECTIONS		
_____	31160	Brookline Fence Section with CeratGrain Texture (5 ft. x 6 ft.)
<i>Note: Fence section includes A, B, C, D and section hardware. Post and caps sold separately. POST CENTERS ARE 6 FT. 5 IN. X 5 IN. POSTS</i>		
_____	75851	CertaGrain Corner Post 5 in. x 5 in. x 96 in.
_____	75852	CertaGrain Line Post 5 in. x 5 in. x 96 in.
_____	75853	CertaGrain End Post 5 in. x 5 in. x 96 in.
_____	759096	CertaGrain Blank Post Heavy Wall 5 in. x 5 in. x 96 in.
POST CAPS		
_____	70444	CertaGrain Flat Top Cap Ext 5 in. x 5 in.
_____	70459	CertaGrain New England Cap 5 in. x 5 in.
GATES (hardware ordered separately)		
_____	31888	Brookline CertaGrain Gate Kit (builds up to 50-1/2 in. wide gate)
_____	70027	Gate Extension Kit (builds up to 70 in. gate) gate kit must also be ordered
_____	328088	Brookline CertaGrain Preamsembled Gate 50-1/2 in. wide
_____	70095	Aluminum 5 in. x 5 in. x 94 in. Gate Post Stiffener
_____	27635	Drop Pin Kit
_____	27742	5 ft. to 6 ft. Height Gate Hardware (self-closing hinges and latch)
_____	27745	Deluxe Key Entry Nylon Gate Hardware (5 ft. and 6 ft. height fence)
_____	27752	Plus Key Entry Nylon Gate Hardware (5 ft. and 6 ft. height fence)
_____	27747	LokkLatch Magnetic Gate Hardware (5 ft. and 6 ft. height fence)
_____	27731	Standard Stainless Steel Gate Hardware Pebble Black Finish
<i>Note: Gate kits include (2) 2-1/2 in. x 4 in. up-rights, caps and screws. Rails and pickets ordered separately.</i>		
OPTIONAL/EXTRA MATERIAL		
_____	70070	Optional Steel Reinforcement Channel x 71 in. for 2 in. x 6 in. Rail
_____	744071	Brookline CertaGrain Top/Bottom Rail with Steel 2 in. x 6 in. x 71 in.
_____	60783P	Lock Rings (order 2 per rail) Qty: 24
_____	769067	Brookline CertaGrain 7/8 in. x 7 in. x 66-1/2 in. Tongue and Groove Picket
_____	71414	2 in. EZ Set Post Brackets (pair with hardware - optional)
_____	70169	Aluminum End Channel 1 in. x 1-1/2 in. x 60-1/2 in.

Note: End channels must be attached to posts.

- A TOP RAIL** PALLET QUANTITY = 84
2" x 6" x 71" rail ribbed.
Note: Arctic Blend, Brazilian Blend, Sierra Blend, and Weathered Blend colors include steel in top rail.
- B PICKETS** PALLET QUANTITY = 162
7 pickets per section of 7/8" x 7" x 66-1/2"
- C END CHANNEL**
SUPPLIED: 1" x 1-1/2" x 60-1/2"
FIELD CUT: 1" x 1-1/2" x 46-1/2"
- D BOTTOM RAIL**
PALLET QUANTITY = 84
2" x 6" x 71" rail ribbed.
Includes steel channel.
- E POST** PALLET QUANTITY = 48
5" x 5" x 96"



**MEETS
POOL
CODE**



**Privacy
Brookline with CertaGrain
Texture**

6 ft. High / 6 ft. Wide

Select one of the available colors
 ■ Arctic Blend ■ Brazilian Blend
 ■ Sierra Blend ■ Weathered Blend

For colors, add color letters to item number: Arctic Blend (AC4), Brazilian Blend (BR4), Sierra Blend (SB4), Weathered Blend (WB4).

Note: Mixed color sections must be ordered as components; pricing will be higher than standard sections.

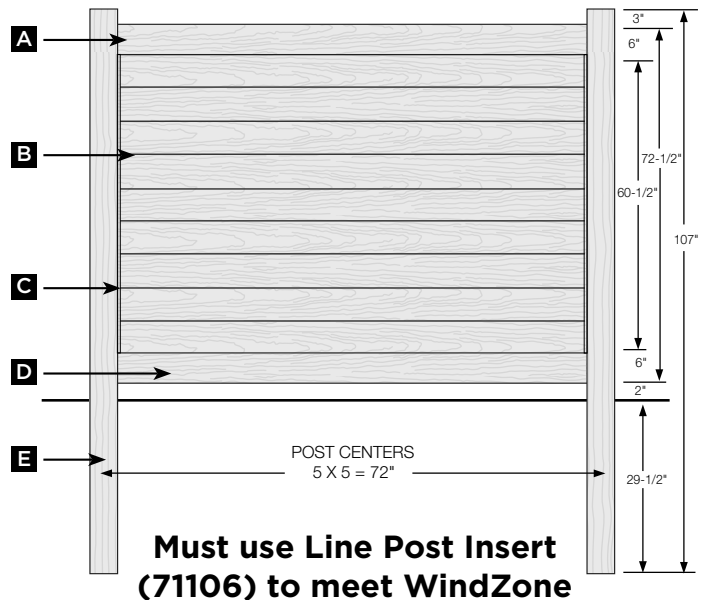
QUANTITY	PRODUCT NUMBER	DESCRIPTION
FENCE SECTIONS		
_____	31172	Brookline Fence Section with CertaGrain Texture (6 ft. x 6 ft.)
<i>Note: Fence Section Includes A, B, C and D and section hardware. Post and Caps sold separately. POST CENTERS ARE 6 FT.</i>		
5 IN. X 5 IN. POSTS		
_____	75861	CertaGrain Corner Post 5 in. x 5 in. x 107 in.
_____	75862	CertaGrain Line Post 5 in. x 5 in. x 107 in.
_____	71106	Aluminum 5 in. x 5 in. x 106 in. Line Post Stiffener
_____	75863	CertaGrain End Post 5 in. x 5 in. x 107 in.
_____	759108	CertaGrain Blank Post Heavy Wall 5 in. x 5 in. x 107 in.
POST CAPS		
_____	70444	CertaGrain Flat Top Cap Ext 5 in. x 5 in.
_____	70459	CertaGrain New England Cap 5 in. x 5 in.
GATES (Hardware ordered separately)		
_____	31889	Brookline CertaGrain Gate Kit (builds up to 50-1/2 in. wide gate)
_____	70027	Gate Extension Kit (builds up to 70 in. gate) gate kit must also be ordered
_____	328089	Brookline CertaGrain Preassembled Gate 50-1/2 in. wide
_____	70106	Aluminum 5 in. x 5 in. x 106 in. Gate Post Stiffener
_____	27635	Drop Pin Kit
_____	27742	5 ft. to 6 ft. Height Gate Hardware (self-closing hinges and latch)
_____	27745	Deluxe Key Entry Nylon Gate Hardware (5 ft. and 6 ft. height fence)
_____	27752	Plus Key Entry Nylon Gate Hardware (5 ft. and 6 ft. height fence)
_____	27747	LokkLatch Magnetic Gate Hardware (5 ft. and 6 ft. height fence)
_____	27731	Standard Stainless Steel Gate Hardware Pebble Black Finish
<i>Note: Gate kits include (2) 2-1/2 x 4 up-rights, caps, and screws. Rails and pickets ordered separately.</i>		
OPTIONAL/EXTRA MATERIAL		
_____	70070	Optional Steel Reinforcement Channel x 71 in. for 2 in. x 6 in. Rail
_____	744071	Brookline CertaGrain Top/Bottom Rail with Steel 2 in. x 6 in. x 71 in.
_____	60783P	Lock Rings (order 2 per rail) Qty: 24
_____	769067	Brookline CertaGrain 7/8 in. x 7 in. x 66-1/2 in. Tongue and Groove Picket
_____	71414	2 in. EZ Set Post Brackets (pair with hardware - optional)
_____	70169	Aluminum End Channel 1 in. x 1-1/2 in. x 60-1/2 in.

Note: End channels must be attached to posts.

- A TOP RAIL** PALLET QUANTITY = 84
2" x 6" x 71" rail ribbed.
Note: Arctic Blend, Brazilian Blend, Sierra Blend and Weathered Blend colors include steel in top rail.
- B PICKETS** PALLET QUANTITY = 162
9 pickets per section of 7/8" x 7" x 66-1/2"
- C END CHANNEL**
1" x 1-1/2" x 60-1/2"
- D BOTTOM RAIL**
PALLET QUANTITY = 84
2" x 6" x 71" rail ribbed.
Includes steel channel.
- E POST** PALLET QUANTITY = 48
5" x 5" x 107"



**MEETS
POOL
CODE**



*For Almond, add (AL) to item number.
 Note: Mixed color sections must be ordered as components; pricing will be higher than standard sections.*

QUANTITY	PRODUCT NUMBER	DESCRIPTION
----------	----------------	-------------

FENCE SECTIONS

	210479	Chesterfield Fence Section (4 ft. x 8 ft.)
--	--------	--

Note: Fence section includes A, B, C, D and section hardware. Post and caps sold separately.

5 IN. X 5 IN. POSTS

	642715	Corner Post 5 in. x 5 in. x 84 in.
	642725	Line Post 5 in. x 5 in. x 84 in.
	642735	End Post 5 in. x 5 in. x 84 in.
	539084	Blank Post 5 in. x 5 in. x 84 in.

POST CAPS

	70417	Flat Cap Int 5 in. x 5 in.
	70493	Ball Cap 5 in. x 5 in.
	70416	Gothic Cap Ext 5 in. x 5 in.
	70418	Flat Cap Ext 5 in. x 5 in.
	70427	New England Cap Ext 5 in. x 5 in.

GATES (hardware ordered separately)

	42721	Gate Kit (builds up to 50-1/2 in. wide gate)
	70027	Gate Extension Kit (builds up to 70 in. gate) gate kit must also be ordered
	437052	Preassembled Gate 50-1/2 in. Wide
	70095	Aluminum 5 in. x 5 in. x 94 in. Gate Post Stiffener
	27635	Drop Pin Kit
	27742	5 ft. to 6 ft. Height Gate Hardware (self-closing hinges and latch)
	27745	Deluxe Key Entry Nylon Gate Hardware (5 ft. and 6 ft. height fence)
	27752	Plus Key Entry Nylon Gate Hardware (5 ft. and 6 ft. height fence)
	27747	LokkLatch Magnetic Gate Hardware (5 ft. and 6 ft. height fence)
	27731	Standard Stainless Steel Gate Hardware Pebble Black Finish

Note: Gate kits include (2) 2-1/2 in. x 4 in. up-rights, caps and screws. Rails and pickets ordered separately.

OPTIONAL/EXTRA MATERIAL

	70090	Steel Reinforcement Channel x 92 in. for 2 in. x 6 in. Rail
	619095	Chesterfield Deco Channeled Top Rail 2 in. x 6 in. x 95 in.
	614895	2 in. x 6 in. x 95 in. Deco Top/Bottom Rail with Steel
	60783P	Lock Rings (order 2 per rail) Qty: 24
	469040F	Fence Fill Kit 7/8 in. x 7 in. x 39-1/4 in. Tongue and Groove (13 pc)
	71414	2 in. EZ Set Post Brackets (pair with hardware - optional)
	16959	End Channel 7/8 in. x 1 in. x 59-7/8 in.

Note: End channels must be attached to posts.

A TOP RAIL

PALLET QUANTITY = 84
 2" x 6" x 95" Deco Rail Ribbed.

B PICKETS

PALLET QUANTITY = 12 Fill Kits
 Section includes 13 pickets of
 7/8" x 7" x 39-1/4"

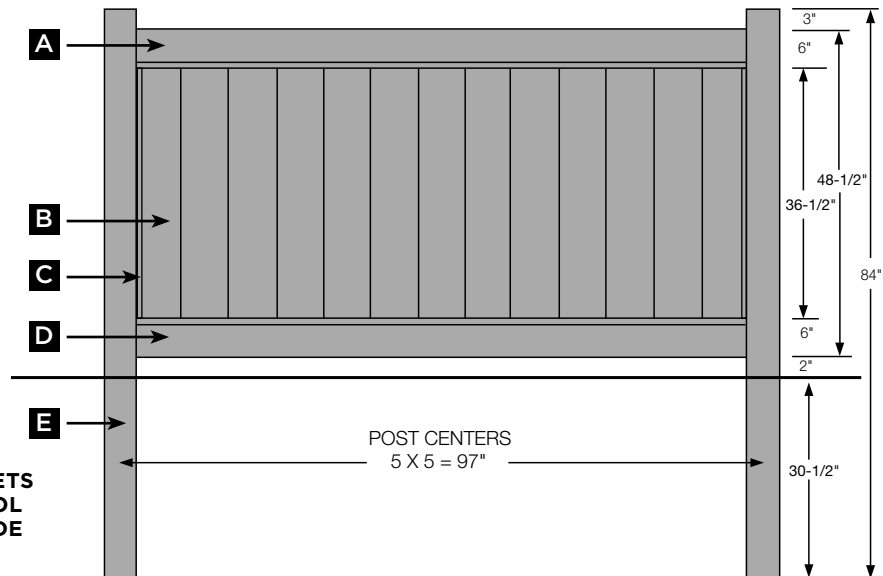
C END CHANNEL

SUPPLIED: 7/8" x 1" x 59-7/8"
 FIELD CUT: 7/8" x 1" x 36-3/8"

D BOTTOM RAIL

PALLET QUANTITY = 84
 2" x 6" x 95" Deco Rail Ribbed.
 Includes steel channel.

E POST PALLET QUANTITY = 48
 5" x 5" x 84"



**Racks up to
10 degrees**



**MEETS
POOL
CODE**

For Almond, add (AL) to item number.

Note: Mixed color sections must be ordered as components; pricing will be higher than standard sections.

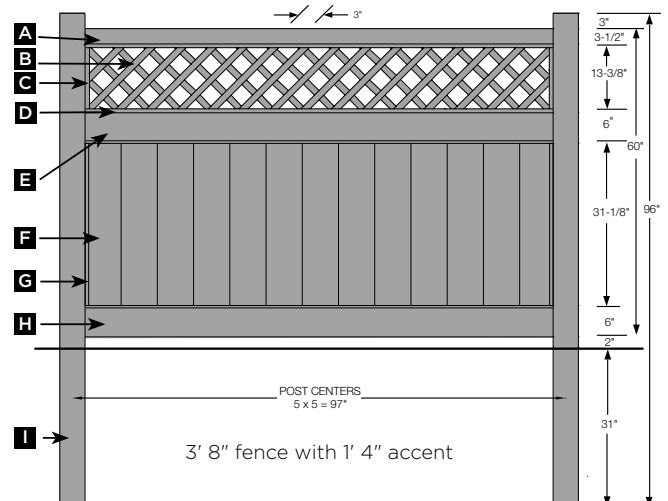
QUANTITY	PRODUCT NUMBER	DESCRIPTION
FENCE SECTIONS		
_____	22055	Chesterfield Fence Section with Lattice Accent (5 ft. x 8 ft.)
<i>Note: Fence section includes A, B, C, D, E, F, G, H and section hardware. Post and caps sold separately.</i>		
5 IN. X 5 IN. POSTS		
_____	68011	Corner Post 5 in. x 5 in. x 96 in.
_____	68012	Line Post 5 in. x 5 in. x 96 in.
_____	71106	Aluminum 5 in. x 5 in. x 106 in. Line Post Stiffener
_____	68013	End Post 5 in. x 5 in. x 96 in.
_____	679096	Blank Post Heavy Wall 5 in. x 5 in. x 96 in.
POST CAPS		
_____	70493	Ball Cap 5 in. x 5 in.
_____	70416	Gothic Cap Ext 5 in. x 5 in.
_____	70418	Flat Cap Ext 5 in. x 5 in.
_____	70427	New England Cap Ext 5 in. x 5 in.
GATES (hardware ordered separately)		
_____	42722	Gate Kit with Accent (builds up to 50-1/2 in. wide gate)
_____	70027	Gate Extension Kit (builds up to 70 in. gate) gate kit must also be ordered
_____	437053	Preassembled Gate with Lattice Accent 50-1/2 in. Wide
_____	70095	Aluminum 5 in. x 5 in. x 94 in. Gate Post Stiffener
_____	27635	Drop Pin Kit
_____	27742	5 ft. to 6 ft. Height Gate Hardware (self-closing hinges and latch)
_____	27745	Deluxe Key Entry Nylon Gate Hardware (5 ft. and 6 ft. height fence)
_____	27752	Plus Key Entry Nylon Gate Hardware (5 ft. and 6 ft. height fence)
_____	27747	LokkLatch Magnetic Gate Hardware (5 ft. and 6 ft. height fence)
_____	27731	Standard Stainless Steel Gate Hardware Pebble Black Finish
<i>Note: Gate kits include (2) 2-1/2 in. x 4 in. up-rights, caps and screws. Rails and pickets ordered separately.</i>		
OPTIONAL/EXTRA MATERIAL		
_____	70090	Steel Reinforcement Channel x 92 in. for 2 in. x 6 in. Rail
_____	619095	Chesterfield Deco Channeled Top Rail 2 in. x 6 in. x 95 in.
_____	614895	2 in. x 6 in. x 95 in. Deco Top/Bottom Rail with Steel
_____	290095	2 in. x 3-1/2 in. x 95 in. Accent Rail
_____	60783P	Lock Rings (order 2 per rail) Qty: 24
_____	469034F	Fence Fill Kit 7/8 in. x 7 in. x 33 1/2 in. Tongue and Groove (13 pc)
_____	444129	13 in. x 91-1/2 in. Lattice Insert (diagonal)
_____	17991	Horizontal Channel for Lattice 5/8 in. x 1 in. x 90-3/4 in.
_____	17913	Vertical Channel for Lattice 5/8 in. x 1 in. x 13-1/8 in.
_____	71414	2 in. EZ Set Post Brackets (pair with hardware - optional)
_____	16959	End Channel 7/8 in. x 1 in. x 59-7/8 in.

Note: End channels must be attached to posts.

- A TOP ACCENT RAIL**
 PALLET QUANTITY = 120
 2" x 3-1/2" x 95"
- B LATTICE PANEL**
 1 piece of 13" x 91-1/2"
 1-1/4" x 1/4" strips
- C VERTICAL CHANNEL**
 2 pieces of 5/8" x 1" x 13-1/8"
- D HORIZONTAL CHANNEL**
 2 pieces of 5/8" x 1" x 90-3/4"
- E TOP RAIL PALLET**
 QUANTITY = 84
 2" x 6" x 95" Deco rail ribbed.
- F PICKETS** PALLET QUANTITY =
 12 Fill Kits 7/8" x 7" x 33-1/2"
 Section includes 13 pickets.

- G END CHANNEL**
 SUPPLIED:
 7/8" x 1" x 59-7/8"
 FIELD CUT: 7/8" x 1" x 31"
- H BOTTOM RAIL**
 PALLET QUANTITY = 84
 2" x 6" x 95" Deco rail
 ribbed.
 Includes steel channel.
- I POST**
 PALLET QUANTITY = 48
 5" x 5" x 96"

Racks up to 10 degrees*
***Accents will reduce the degree of rack**



For colors, add color letters to item number: Almond (AL), Clay (C).
Note: Mixed color sections must be ordered as components; pricing will be higher than standard sections.

QUANTITY	PRODUCT NUMBER	DESCRIPTION
----------	----------------	-------------

FENCE SECTIONS

_____	206459	Chesterfield Fence Section (5 ft. x 8 ft.)
-------	--------	--

Note: Fence section includes A, B, C, D and section hardware. Post and caps sold separately.

5 IN. X 5 IN. POSTS

_____	673315	Corner Post 5 in. x 5 in. x 96 in.
_____	673325	Line Post 5 in. x 5 in. x 96 in.
_____	673335	End Post 5 in. x 5 in. x 96 in.
_____	679096	Blank Post Heavy Wall 5 in. x 5 in. x 96 in.

POST CAPS

_____	70493	Ball Cap 5 in. x 5 in.
_____	70416	Gothic Cap Ext 5 in. x 5 in.
_____	70418	Flat Cap Ext 5 in. x 5 in.
_____	70427	New England Cap Ext 5 in. x 5 in.

GATES (hardware ordered separately)

_____	42723	Gate Kit (builds up to 50-1/2 in. wide gate)
_____	70027	Gate Extension Kit (builds up to 70 in. gate) gate kit must also be ordered
_____	427054	Preassembled Gate 36-1/2 in. Wide
_____	437054	Preassembled Gate 50-1/2 in. Wide
_____	447054	Preassembled Gate 64-3/4 in. Wide
_____	70095	Aluminum 5 in. x 5 in. x 94 in. Gate Post Stiffener
_____	27635	Drop Pin Kit
_____	27742	5 ft. to 6 ft. Height Gate Hardware (self-closing hinges and latch)
_____	27745	Deluxe Key Entry Nylon Gate Hardware (5 ft. and 6 ft. height fence)
_____	27752	Plus Key Entry Nylon Gate Hardware (5 ft. and 6 ft. height fence)
_____	27747	LokkLatch Magnetic Gate Hardware (5 ft. and 6 ft. height fence)
_____	27731	Standard Stainless Steel Gate Hardware Pebble Black Finish

Note: Gate kits include (2) 2-1/2 in. x 4 in. up-rights, caps and screws. Rails and pickets ordered separately.

OPTIONAL/EXTRA MATERIAL

_____	70090	Steel Reinforcement Channel x 92 in. for 2 in. x 6 in. Rail
_____	619095	Chesterfield Deco Channeled Top Rail 2 in. x 6 in. x 95 in.
_____	614895	2 in. x 6 in. x 95 in. Deco Top/Bottom Rail with Steel
_____	60783P	Lock Rings (order 2 per rail) Qty: 24
_____	469050F	Chesterfield Fence Fill Kit 7/8 in. x 7 in. x 50-3/4 in. Tongue and Groove (13 pc)
_____	71414	2 in. EZ Set Post Brackets (pair with hardware - optional)
_____	16959	End Channel 7/8 in. x 1 in. x 59-7/8 in.

Note: End channels must be attached to posts.

A TOP RAIL PALLET QUANTITY = 84
 2" x 6" x 95" Deco rail ribbed.

Note: Clay color includes steel in top rail

B PICKETS PALLET QUANTITY = 12 Fill Kits
 Section includes 13 pickets of
 7/8" x 7" x 50-3/4"

C END CHANNEL
 SUPPLIED: 7/8" x 1" x 59-7/8"
 FIELD CUT: 7/8" x 1" x 47-7/8"

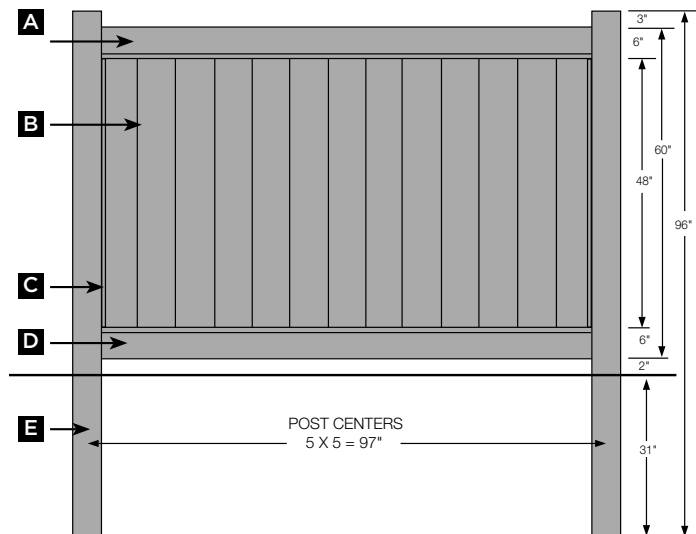
D BOTTOM RAIL PALLET QUANTITY = 84
 2" x 6" x 95" Deco rail ribbed.
 Includes steel channel.

E POST PALLET QUANTITY = 48
 5" x 5" x 96"

Racks up to 10 degrees



**MEETS
POOL
CODE**



Note: Mixed color sections must be ordered as components; pricing will be higher than standard sections.

QUANTITY	PRODUCT NUMBER	DESCRIPTION
FENCE SECTIONS		
_____	206469	Chesterfield Fence Section (6 ft. x 8 ft.)
<i>Note: Fence section includes A, B, C, D and section hardware. Post and caps sold separately.</i>		
5 IN. X 5 IN. POSTS		
_____	673415	Corner Post 5 in. x 5 in. x 107 in.
_____	673425	Line Post 5 in. x 5 in. x 107 in.
_____	71106	Aluminum 5 in. x 5 in. x 106 in. Line Post Stiffener
_____	673435	End Post 5 in. x 5 in. x 107 in.
_____	679108	Smooth Blank Post Heavy Wall 5 in. x 5 in. x 107 in.
_____	70148	Aluminum 5 in. x 5 in. x 48 in. Line Post Stiffener Kit (required for WindZone system)
POST CAPS		
_____	70493	Ball Cap 5 in. x 5 in.
_____	70416	Gothic Cap Ext 5 in. x 5 in.
_____	70418	Flat Cap Ext 5 in. x 5 in.
_____	70427	New England Cap Ext 5 in. x 5 in.
GATES (hardware ordered separately)		
_____	42724	Gate Kit (builds up to 50-1/2 in. wide gate)
_____	70027	Gate Extension Kit (builds up to 70 in. gate) gate kit must also be ordered
_____	427055	Preassembled Gate 36-1/2 in. Wide
_____	437055	Preassembled Gate 50-1/2 in. Wide
_____	447055	Preassembled Gate 64-3/4 in. Wide
_____	70106	Aluminum 5 in. x 5 in. x 106 in. Gate Post Stiffener
_____	27635	Drop Pin Kit
_____	27742	5 ft. to 6 ft. Height Gate Hardware (self-closing hinges and latch)
_____	27745	Deluxe Key Entry Nylon Gate Hardware (5 ft. and 6 ft. height fence)
_____	27752	Plus Key Entry Nylon Gate Hardware (5 ft. and 6 ft. height fence)
_____	27747	LokkLatch Magnetic Gate Hardware (5 ft. and 6 ft. height fence)
_____	27731	Standard Stainless Steel Gate Hardware Pebble Black Finish
<i>Note: Gate kits include (2) 2-1/2 in. x 4 in. up-rights, caps and screws. Rails and pickets ordered separately.</i>		
OPTIONAL/EXTRA MATERIAL		
_____	70090	Steel Reinforcement Channel x 92 in. for 2 in. x 6 in. Rail
_____	619095	Chesterfield Deco Channeled Top Rail 2 in. x 6 in. x 95 in.
_____	614895	2 in. x 6 in. x 95 in. Deco Top/Bottom Rail with Steel
_____	60783P	Lock Rings (order 2 per rail) Qty: 24
_____	469062F	Chesterfield Fence Fill Kit 7/8 in. x 7 in. x 62-3/4 in. Tongue and Groove (13 pc)
_____	71414	2 in. EZ Set Post Brackets (pair with hardware - optional)
_____	16959	End Channel 7/8 in. x 1 in. x 59-7/8 in.

Note: End channels must be attached to posts.

- A TOP RAIL** PALLET QUANTITY = 84
2" x 6" x 95" Deco rail ribbed.
Note: Clay color includes steel in top rail.
- B PICKETS** PALLET QUANTITY = 12 Fill Kits
Section includes 13 pickets of
7/8" x 7" x 62-3/4" .
- C END CHANNEL**
7/8" x 1" x 59-7/8"
- D BOTTOM RAIL** PALLET QUANTITY = 84
2" x 6" x 95" Deco rail ribbed.
Includes steel channel.
- E POST** PALLET QUANTITY = 48
5" x 5" x 107"

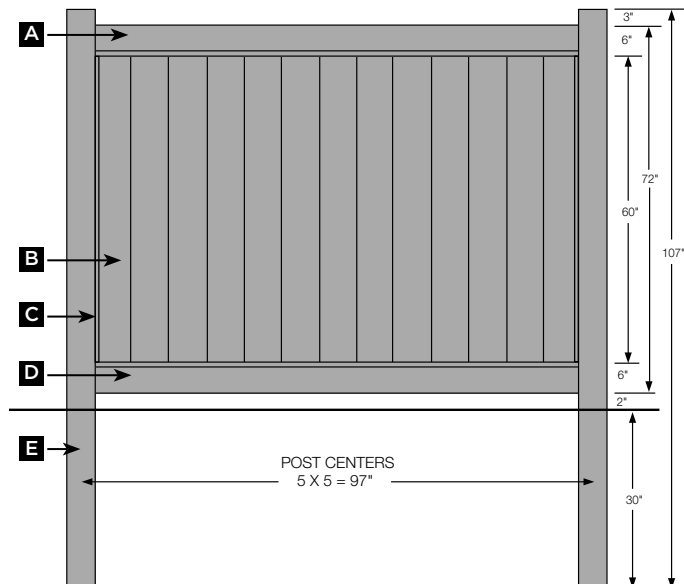
Racks up to 10 degrees



**FEATURING
WINDZONE-
TECHNOLOGY**



**MEETS
POOL
CODE**



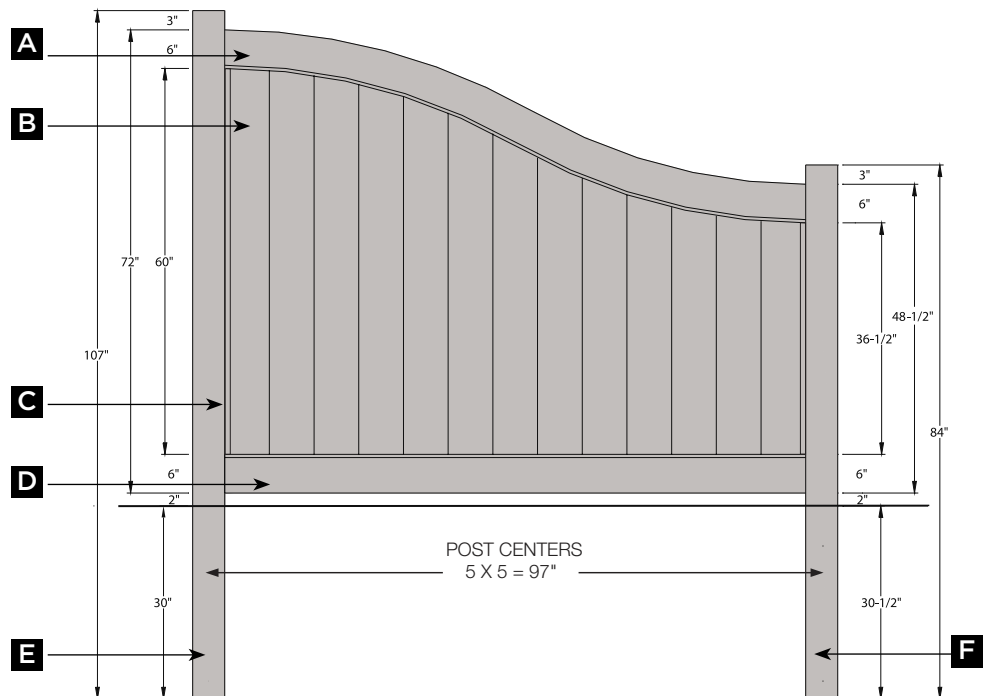
For Almond, add (AL) to item number.

Note: Mixed color sections must be ordered as components; pricing will be higher than standard sections.

QUANTITY	PRODUCT NUMBER	DESCRIPTION
FENCE SECTION		
	207319	Chesterfield Fence Section with S Curve (6 ft. x 8 ft. with 24 in. drop)
<i>Note: Fence section includes A, B, C, D and section hardware. Post and caps sold separately. Curved rail pre-cut for 8 ft. panel; pickets must be field cut. Post for S Curve is standard Chesterfield post.</i>		
5 IN. X 5 IN. POSTS - 6 FT. END		
	673415	Corner Post 5 in. x 5 in. x 107 in.
	673425	Line Post 5 in. x 5 in. x 107 in.
	71106	Aluminum 5 in. x 5 in. x 106 in. Line Post Stiffener
	673435	End Post 5 in. x 5 in. x 107 in.
	679108	Smooth Blank Post Heavy Wall 5 in. x 5 in. x 107 in.
5 IN. X 5 IN. POSTS - 4 FT. END		
	642715	Corner Post 5 in. x 5 in. x 84 in.
	642725	Line Post 5 in. x 5 in. x 84 in.
	642735	End Post 5 in. x 5 in. x 84 in.
	539084	Blank Post 5 in. x 5 in. x 84 in.
POST CAPS		
	70493	Ball Cap 5 in. x 5 in.
	70416	Gothic Cap Ext 5 in. x 5 in.
	70418	Flat Cap Ext 5 in. x 5 in.
	70427	New England Cap Ext 5 in. x 5 in.
OPTIONAL/EXTRA MATERIAL		
	70090	Steel Reinforcement Channel x 92 in. for 2 in. x 6 in. Rail
	619321	2 in. x 6 in. x 108 in. Deco S Curve Top Rail
	614895	2 in. x 6 in. x 95 in. Deco Top/Bottom Rail with Steel
	60783P	Lock Rings (order 2 per rail) Qty: 24
	469062F	Chesterfield Fence Fill Kit 7/8 in. x 7 in. x 62-3/4 in. Tongue and Groove (13 pc)
	71414	2 in. EZ Set Post Brackets (pair with hardware - optional)
	16959	End Channel 7/8 in. x 1 in. x 59-7/8 in.

Note: End channels must be attached to posts. Pickets require field cutting.

- A TOP RAIL**
2" x 6" x 108" S Curve
Deco rail ribbed.
- B PICKETS**
Section includes 13 pickets of
7/8" x 7" x 62-3/4"
- C END CHANNEL**
7/8" x 1" x 59-7/8"
- D BOTTOM RAIL**
2" x 6" x 95" Deco rail ribbed.
Includes steel channel.
- E POST**
5" x 5" x 107"
- F POST**
5" x 5" x 84"



**Privacy
Chesterfield Swoop**

**6 ft. High / 8 ft. Wide / 24 in.
Drop**

Select one of the available colors
■ Almond ■ White

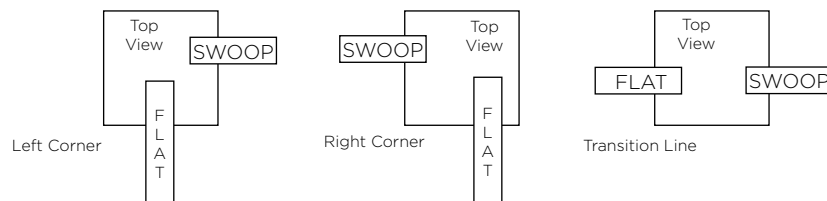
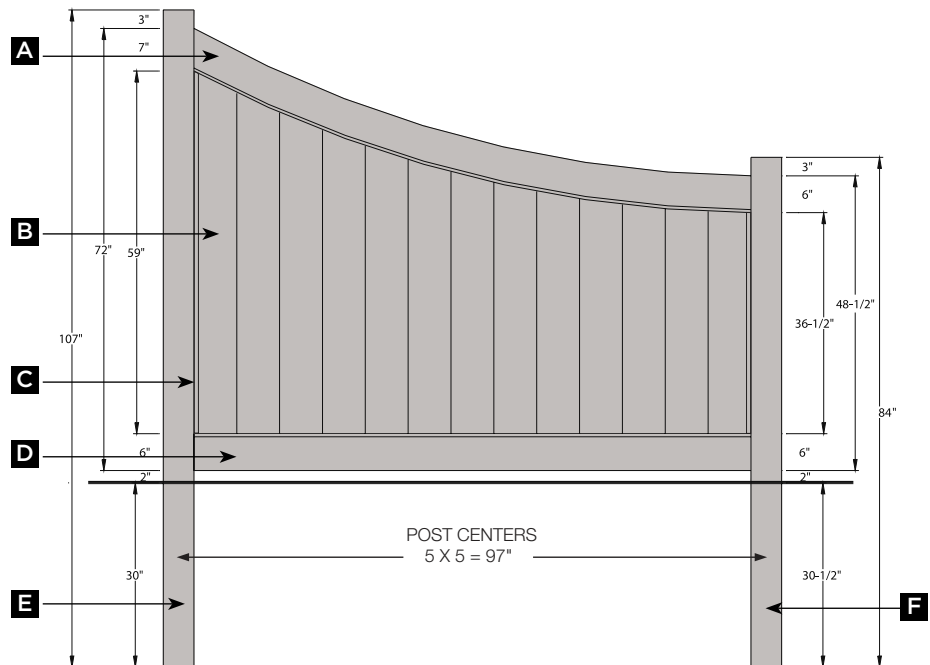
For Almond, add (AL) to item number.

Note: Mixed color sections must be ordered as components; pricing will be higher than standard sections.

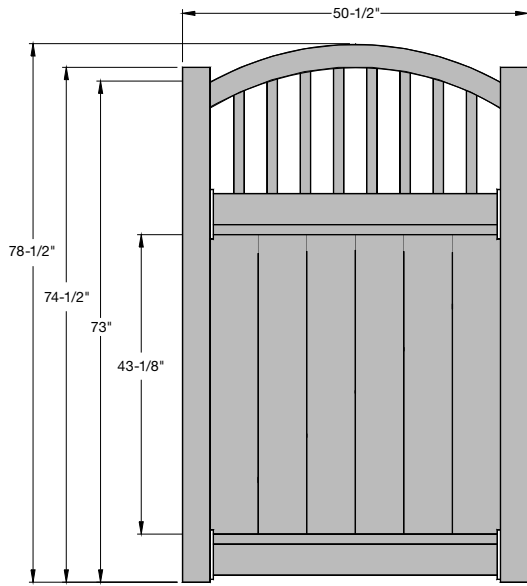
QUANTITY	PRODUCT NUMBER	DESCRIPTION
FENCE SECTION		
_____	207309	Chesterfield Fence Section with Swoop Top Rail (6 ft. x 8 ft. with 24 in. drop)
<i>Note: Fence section includes A, B, C, D and section hardware. Post and caps sold separately. Curved rail pre-cut for 8 ft. panel; pickets must be field cut. Swoop posts are routed special; see top view illustrations.</i>		
5 IN. X 5 IN. POSTS - 6 FT. END		
_____	673801L	Transition Left Corner Post 5 in. x 5 in. x 107 in.
_____	673801R	Transition Right Corner Post 5 in. x 5 in. x 107 in.
_____	673802	Transition Line Post 5 in. x 5 in. x 107 in.
_____	673803	End Post for Swoop 5 in. x 5 in. x 107 in.
_____	679108	Smooth Blank Post Heavy Wall 5 in. x 5 in. x 107 in.
5 IN. X 5 IN. POSTS - 4 FT. END		
_____	642715	Corner Post 5 in. x 5 in. x 84 in.
_____	642725	Line Post 5 in. x 5 in. x 84 in.
_____	642735	End Post 5 in. x 5 in. x 84 in.
_____	539084	Blank Post 5 in. x 5 in. x 84 in.
POST CAPS		
_____	70493	Ball Cap 5 in. x 5 in.
_____	70416	Gothic Cap Ext 5 in. x 5 in.
_____	70418	Flat Cap Ext 5 in. x 5 in.
_____	70427	New England Cap Ext 5 in. x 5 in.
OPTIONAL/EXTRA MATERIAL		
_____	70090	Steel Reinforcement Channel x 92 in. for 2 in. x 6 in. Rail
_____	619301	Chesterfield 2 in. x 6 in. x 108 in. Deco Swoop Top Rail
_____	614895	2 in. x 6 in. x 95 in. Deco Top/Bottom Rail with Steel
_____	60783P	Lock Rings (order 2 per rail) Qty: 24
_____	469062F	Chesterfield Fence Fill Kit 7/8 in. x 7 in. x 62-3/4 in. Tongue and Groove (13 pc)
_____	71414	2 in. EZ Set Post Brackets (pair with hardware - optional)
_____	16959	End Channel 7/8 in. x 1 in. x 59-7/8 in.

Note: End channels must be attached to posts. Pickets require field cutting.

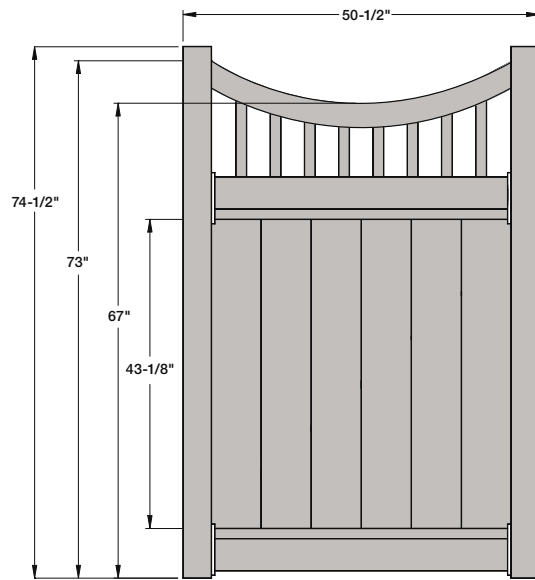
- A TOP RAIL**
2" x 6" x 108"
Deco rail ribbed.
- B PICKETS**
Section includes 13 pickets of
7/8" x 7" x 62-3/4"
- C END CHANNEL**
SUPPLIED: 7/8" x 1" x 59-7/8"
FIELD CUT: 7/8" x 1" x 58-7/8"
- D BOTTOM RAIL**
2" x 6" x 95" Deco rail ribbed.
Includes steel channel.
- E POST**
5" x 5" x 107"
- F POST**
5" x 5" x 84"



QUANTITY	PRODUCT NUMBER	DESCRIPTION
_____	42727	Convex Victorian Preassembled Gate 50-1/2 in. Wide
_____	437060	Concave Victorian Preassembled Gate 50-1/2 in. Wide
_____	27742	5 ft. to 6 ft. Height Gate Hardware (self-closing hinges and latch)
_____	27745	Deluxe Key Entry Nylon Gate Hardware (5 ft. and 6 ft. height fence)
_____	27752	Plus Key Entry Nylon Gate Hardware (5 ft. and 6 ft. height fence)
_____	27747	LokkLatch Magnetic Gate Hardware (5 ft. and 6 ft. height fence)
_____	27731	Standard Stainless Steel Gate Hardware Pebble Black Finish
_____	70106	Aluminum 5 in. x 5 in. x 106 in. Gate Post Stiffener
_____	27635	Drop Pin Kit



Chesterfield Convex



Chesterfield Concave

For Almond, add (AL) to item number.

Note: Mixed color sections must be ordered as components; pricing will be higher than standard sections.

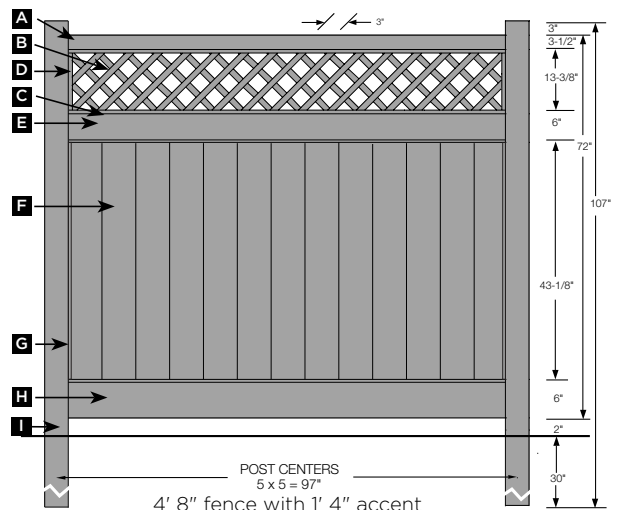
QUANTITY	PRODUCT NUMBER	DESCRIPTION
FENCE SECTIONS		
_____	22056	Chesterfield Fence Section with Lattice Accent (6 ft. x 8 ft.)
<i>Note: Fence section includes A, B, C, D, E, F, G, H and section hardware. Post and caps sold separately.</i>		
5 IN. X 5 IN. POSTS		
_____	68021	Corner Post 5 in. x 5 in. x 107 in.
_____	68022	Line Post 5 in. x 5 in. x 107 in.
_____	71106	Aluminum 5 in. x 5 in. x 106 in. Line Post Stiffener
_____	68023	End Post 5 in. x 5 in. x 107 in.
_____	679108	Smooth Blank Post Heavy Wall 5 in. x 5 in. x 107 in.
_____	70148	Aluminum 5 in. x 5 in. x 48 in. Line Post Stiffener Kit (required for WindZone system)
POST CAPS		
_____	70493	Ball Cap 5 in. x 5 in.
_____	70416	Gothic Cap Ext 5 in. x 5 in.
_____	70418	Flat Cap Ext 5 in. x 5 in.
_____	70427	New England Cap Ext 5 in. x 5 in.
GATES (hardware ordered separately)		
_____	42725	Gate Kit with Accent (builds up to 50-1/2 in. wide gate)
_____	70027	Gate Extension Kit (builds up to 70 in. gate) gate kit must also be ordered
_____	427056	Preassembled Gate with Lattice Accent 36-1/2 in. Wide
_____	437056	Preassembled Gate with Lattice Accent 50-1/2 in. Wide
_____	447056	Preassembled Gate with Lattice Accent 64-3/4 in. Wide
_____	70106	Aluminum 5 in. x 5 in. x 106 in. Gate Post Stiffener
_____	27635	Drop Pin Kit
_____	27742	5 ft. to 6 ft. Height Gate Hardware (self-closing hinges and latch)
_____	27745	Deluxe Key Entry Nylon Gate Hardware (5 ft. and 6 ft. height fence)
_____	27752	Plus Key Entry Nylon Gate Hardware (5 ft. and 6 ft. height fence)
_____	27747	LokkLatch Magnetic Gate Hardware (5 ft. and 6 ft. height fence)
_____	27731	Standard Stainless Steel Gate Hardware Pebble Black Finish
<i>Note: Gate kits include (2) 2-1/2 in. x 4 in. up-rights, caps and screws. Rails and pickets ordered separately.</i>		
OPTIONAL/EXTRA MATERIAL		
_____	70090	Steel Reinforcement Channel x 92 in. for 2 in. x 6 in. Rail
_____	619095	Chesterfield Deco Channeled Top Rail 2 in. x 6 in. x 95 in.
_____	614895	2 in. x 6 in. x 95 in. Deco Top/Bottom Rail with Steel
_____	290095	2 in. x 3-1/2 in. x 95 in. Accent Rail
_____	60783P	Lock Rings (order 2 per rail) Qty: 24
_____	469046F	Chesterfield Fence Fill Kit 7/8 in. x 7 in. x 45-3/4 in. Tongue and Groove (13 pc)
_____	444129	13 in. x 91-1/2 in. Lattice Insert (diagonal)
_____	17991	Horizontal Channel for Lattice 5/8 in. x 1 in. x 90-3/4 in.
_____	17913	Vertical Channel for Lattice 5/8 in. x 1 in. x 13-1/8 in.
_____	71414	2 in. EZ Set Post Brackets (pair with hardware - optional)
_____	16959	End Channel 7/8 in. x 1 in. x 59-7/8 in.

Note: End channels must be attached to posts.

- A TOP ACCENT RAIL**
 PALLET QUANTITY = 120
 2" x 3-1/2" x 95"
- B LATTICE PANEL**
 1 piece of 13" x 91-1/2"
 1-1/4" x 1/4" strips
- C HORIZONTAL CHANNEL**
 2 Pieces of
 5/8" x 1" x 90-3/4"
- D VERTICAL CHANNEL**
 2 Pieces of
 5/8" x 1" x 13-1/8"
- E TOP RAIL**
 PALLET QUANTITY = 84
 2" x 6" x 95"
 Deco rail ribbed.
- F PICKETS**
 PALLET QUANTITY =
 12 Fill Kits
 Section includes 13 pickets
 of 7/8" x 7" x 45-3/4"

- G END CHANNEL**
 Supplied: 7/8" x 1" x 59-7/8"
 Field cut: 7/8" x 1" x 43"
- H BOTTOM RAIL**
 PALLET QUANTITY = 84
 2" x 6" x 95" Deco rail ribbed.
 Includes steel channel.
- I POST**
 PALLET QUANTITY = 48
 5" x 5" x 107"

Racks up to 10 degrees*
***Accents will reduce the degree of rack.**



**MEETS
POOL
CODE**

*For Almond, add (AL) to item number.
 Note: Mixed color sections must be ordered as components; pricing will be higher than standard sections.*

QUANTITY	PRODUCT NUMBER	DESCRIPTION
FENCE SECTIONS		
_____	22096	Chesterfield Fence Section with Huntington Accent (6 ft. x 8 ft.)

Note: Fence section includes A, B, C, D, E, F and section hardware. Post and caps sold separately.

5 IN. X 5 IN. POSTS		
_____	68051	Huntington Accent Corner Post 5 in. x 5 in. x 107 in.
_____	68052	Huntington Accent Line Post 5 in. x 5 in. x 107 in.
_____	71106	Aluminum 5 in. x 5 in. x 106 in. Line Post Stiffener
_____	68053	Huntington Accent End Post 5 in. x 5 in. x 107 in.
_____	679108	Smooth Blank Post Heavy Wall 5 in. x 5 in. x 107 in.

POST CAPS		
_____	70493	Ball Cap 5 in. x 5 in.
_____	70416	Gothic Cap Ext 5 in. x 5 in.
_____	70418	Flat Cap Ext 5 in. x 5 in.
_____	70427	New England Cap Ext 5 in. x 5 in.

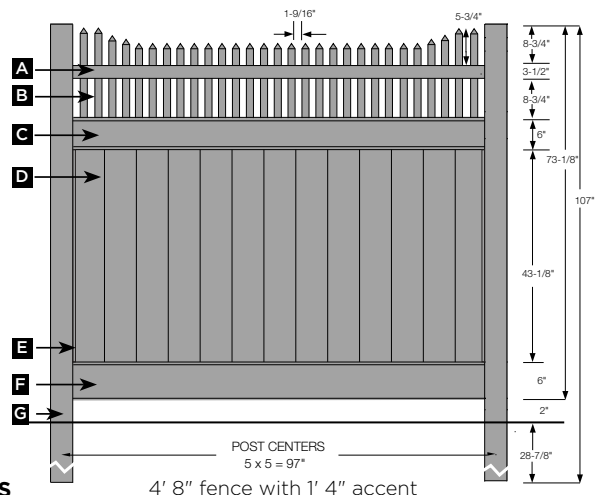
GATES (hardware ordered separately)		
_____	42726	Huntington Accent Gate Kit (builds up to 50-1/2 in. wide gate)
_____	70027	Gate Extension Kit (builds up to 70 in. gate) gate kit must also be ordered
_____	427059	Preassembled Gate with Huntington Accent 36-1/2 in. Wide
_____	437059	Preassembled Gate with Huntington Accent 50-1/2 in. Wide
_____	447059	Preassembled Gate with Huntington Accent 64-3/4 in. Wide
_____	70106	Aluminum 5 in. x 5 in. x 106 in. Gate Post Stiffener
_____	27635	Drop Pin Kit
_____	27742	5 ft. to 6 ft. Height Gate Hardware (self-closing hinges and latch)
_____	27745	Deluxe Key Entry Nylon Gate Hardware (5 ft. and 6 ft. height fence)
_____	27752	Plus Key Entry Nylon Gate Hardware (5 ft. and 6 ft. height fence)
_____	27747	LokkLatch Magnetic Gate Hardware (5 ft. and 6 ft. height fence)
_____	27731	Standard Stainless Steel Gate Hardware Pebble Black Finish

Note: Gate kits include (2) 2-1/2 in. x 4 in. up-rights, caps and screws. Rails and pickets ordered separately.

OPTIONAL/EXTRA MATERIAL		
_____	70090	Steel Reinforcement Channel x 92 in. for 2 in. x 6 in. Rail
_____	61495	Chesterfield Huntington 2 in. x 6 in. x 95 in. Deco Top Rail Routed
_____	614895	2 in. x 6 in. x 95 in. Deco Top/Bottom Rail with Steel
_____	290564	2 in. x 3-1/2 in. x 95 in. Routed Mid Rail
_____	60783P	Lock Rings (order 2 per rail) Qty: 24
_____	469046F	Chesterfield Fence Fill Kit 7/8 in. x 7 in. x 45-3/4 in. Tongue and Groove (13 pc)
_____	388017	Accent Picket 1-1/2 in. x 1-1/2 in. x 16-1/2 in. with Pointed Cap
_____	388020	Chesterfield Huntington Accent Picket 1-1/2 in. x 1-1/2 in. x 19-1/2 in. with Pointed Cap
_____	71414	2 in. EZ Set Post Brackets (pair with hardware - optional)
_____	16959	End Channel 7/8 in. x 1 in. x 59-7/8 in.

Note: End channels must be attached to posts.

- A TOP ACCENT RAIL** PALLET QUANTITY = 120
2" x 3-1/2" x 95"
- B PICKETS**
8 pieces of 1-1/2" x 1-1/2" x 19-1/2"
(field cut to achieve desired scallop)
21 pieces of 1-1/2" x 1-1/2" x 16-1/2"
- C TOP RAIL** PALLET QUANTITY = 84
2" x 6" x 95" Deco rail ribbed.
- D PICKETS** PALLET QUANTITY = 12 Fill Kits
Section includes 13 pickets of 7/8" x 7" x 45-3/4"
- E END CHANNEL**
SUPPLIED: 7/8" x 1" x 59-7/8"
FIELD CUT: 7/8" x 1" x 43"
- F BOTTOM RAIL** PALLET QUANTITY = 84
2" x 6" x 95" Deco rail ribbed. Includes steel channel.
- G POST** PALLET QUANTITY = 48
5" x 5" x 107"



**MEETS
POOL
CODE**

Racks up to 10 degrees*
 *Accents will reduce the degree of rack.

**Privacy
Chesterfield with Victorian
Accent**

6 ft. High / 8 ft. Wide

Select one of the available colors
 Almond White

For Almond, add (AL) to item number.

Note: Mixed color sections must be ordered as components; pricing will be higher than standard sections.

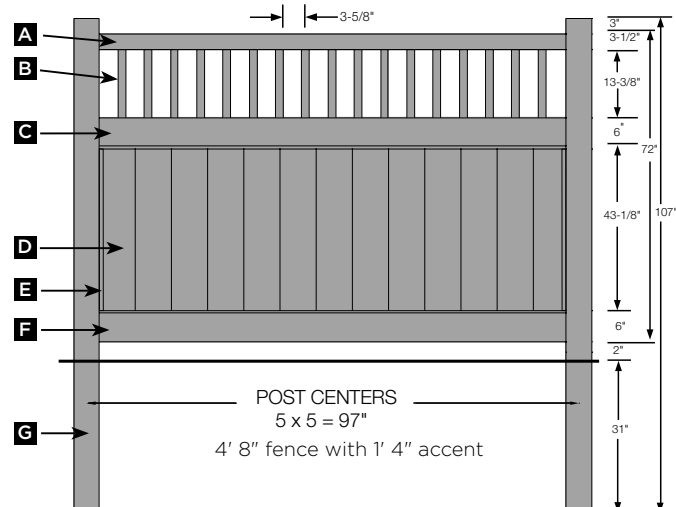
QUANTITY	PRODUCT NUMBER	DESCRIPTION
FENCE SECTIONS		
_____	22076	Chesterfield Fence Section with Victorian Accent (6 ft. x 8 ft.)
<i>Note: Fence section includes A, B, C, D, E, F and section hardware. Post and caps sold separately.</i>		
5 IN. X 5 IN. POSTS		
_____	68021	Corner Post 5 in. x 5 in. x 107 in.
_____	68022	Line Post 5 in. x 5 in. x 107 in.
_____	71106	Aluminum 5 in. x 5 in. x 106 in. Line Post Stiffener
_____	68023	End Post 5 in. x 5 in. x 107 in.
_____	679108	Smooth Blank Post Heavy Wall 5 in. x 5 in. x 107 in.
POST CAPS		
_____	70493	Ball Cap 5 in. x 5 in.
_____	70416	Gothic Cap Ext 5 in. x 5 in.
_____	70418	Flat Cap Ext 5 in. x 5 in.
_____	70427	New England Cap Ext 5 in. x 5 in.
GATES (hardware ordered separately)		
_____	42725	Gate Kit with Accent (builds up to 50-1/2 in. wide gate)
_____	70027	Gate Extension Kit (builds up to 70 in. gate) gate kit must also be ordered
_____	427057	Preassembled Gate with Victorian Accent 36-1/2 in. Wide
_____	437057	Preassembled Gate with Victorian Accent 50-1/2 in. Wide
_____	447057	Preassembled Gate with Victorian Accent 64-3/4 in. Wide
_____	70106	Aluminum 5 in. x 5 in. x 106 in. Gate Post Stiffener
_____	27635	Drop Pin Kit
_____	27742	5 ft. to 6 ft. Height Gate Hardware (self-closing hinges and latch)
_____	27745	Deluxe Key Entry Nylon Gate Hardware (5 ft. and 6 ft. height fence)
_____	27752	Plus Key Entry Nylon Gate Hardware (5 ft. and 6 ft. height fence)
_____	27747	LokkLatch Magnetic Gate Hardware (5 ft. and 6 ft. height fence)
_____	27731	Standard Stainless Steel Gate Hardware Pebble Black Finish
<i>Note: Gate kits include (2) 2-1/2 in. x 4 in. up-rights, caps and screws. Rails and pickets ordered separately.</i>		
OPTIONAL/EXTRA MATERIAL		
_____	70090	Steel Reinforcement Channel x 92 in. for 2 in. x 6 in. Rail
_____	61997	2 in. x 6 in. x 95 in. Deco Top Rail - Victorian Accent
_____	614895	2 in. x 6 in. x 95 in. Deco Top/Bottom Rail with Steel
_____	60783P	Lock Rings (order 2 per rail) Qty: 24
_____	469046F	Chesterfield Fence Fill Kit 7/8 in. x 7 in. x 45-3/4 in. Tongue and Groove (13 pc)
_____	319017	7/8 in. x 1-1/2 in. x 17-3/4 in. Accent Picket
_____	290565	2 in. x 3-1/2 in. x 95 in. Routed Rail Victorian Accent
_____	71414	2 in. EZ Set Post Brackets (pair with hardware - optional)
_____	16959	End Channel 7/8 in. x 1 in. x 59-7/8 in.

Note: End channels must be attached to posts.

- A TOP ACCENT RAIL** PALLET QUANTITY = 120
2" x 3-1/2" x 95"
- B ACCENT PICKET**
17 pieces of 7/8" x 1-1/2" x 17-3/4"
- C TOP RAIL** PALLET QUANTITY = 84
2" x 6" x 95" Deco rail ribbed.
- D PICKETS** PALLET QUANTITY = 12 Fill Kits
7/8" x 7" x 45-3/4" Section includes 13 pickets.
- E END CHANNEL**
SUPPLIED: 7/8" x 1" x 59-7/8"
FIELD CUT: 7/8" x 1" x 43"
- F BOTTOM RAIL** PALLET QUANTITY = 84
2" x 6" x 95" Deco rail ribbed.
Includes steel channel
- G POST** PALLET QUANTITY = 48
5" x 5" x 107"



**MEETS
POOL
CODE**



Racks up to 10 degrees*

***Accents will reduce the degree of rack.**

QUANTITY	PRODUCT NUMBER	DESCRIPTION
----------	----------------	-------------

FENCE SECTIONS

22006 Chesterfield Fence Section with Westminster Accent (6 ft. x 8 ft.)

Note: Fence section includes A, B, C, D, E, F, G, H and section hardware. Post and caps sold separately.

5 IN. X 5 IN. POSTS

68021	Corner Post 5 in. x 5 in. x 107 in.
68022	Line Post 5 in. x 5 in. x 107 in.
71106	Aluminum 5 in. x 5 in. x 106 in. Line Post Stiffener
68023	End Post 5 in. x 5 in. x 107 in.
679108	Smooth Blank Post Heavy Wall 5 in. x 5 in. x 107 in.

POST CAPS

70493	Ball Cap 5 in. x 5 in.
70416	Gothic Cap Ext 5 in. x 5 in.
70418	Flat Cap Ext 5 in. x 5 in.
70427	New England Cap Ext 5 in. x 5 in.

GATES (hardware ordered separately)

42725	Gate Kit with Accent (builds up to 50-1/2 in. wide gate)
70027	Gate Extension Kit (builds up to 70 in. gate) gate kit must also be ordered
427058	Preassembled Gate with Westminster Accent 36-1/2 in. Wide
437058	Preassembled Gate with Westminster Accent 50-1/2 in. Wide
447058	Preassembled Gate with Westminster Accent 64-3/4 in. Wide
70106	Aluminum 5 in. x 5 in. x 106 in. Gate Post Stiffener
27635	Drop Pin Kit
27742	5 ft. to 6 ft. Height Gate Hardware (self-closing hinges and latch)
27745	Deluxe Key Entry Nylon Gate Hardware (5 ft. and 6 ft. height fence)
27752	Plus Key Entry Nylon Gate Hardware (5 ft. and 6 ft. height fence)
27747	LokkLatch Magnetic Gate Hardware (5 ft. and 6 ft. height fence)
27731	Standard Stainless Steel Gate Hardware Pebble Black Finish

Note: Gate kits include (2) 2-1/2 in. x 4 in. up-rights, caps and screws. Rails and pickets ordered separately.

OPTIONAL/EXTRA MATERIAL

70090	Steel Reinforcement Channel x 92 in. for 2 in. x 6 in. Rail
619095	Chesterfield Deco Channeled Top Rail 2 in. x 6 in. x 95 in.
614895	2 in. x 6 in. x 95 in. Deco Top/Bottom Rail with Steel
290095	2 in. x 3-1/2 in. x 95 in. Accent Rail
60783P	Lock Rings (order 2 per rail) Qty: 24
469046F	Chesterfield Fence Fill Kit 7/8 in. x 7 in. x 45-3/4 in. Tongue and Groove (13 pc)
446138	Chesterfield Westminster 13 in. x 91-1/2 in. Lattice Insert (square)
17913	Vertical Channel for Lattice 5/8 in. x 1 in. x 13-1/8 in.
17991	Horizontal Channel for Lattice 5/8 in. x 1 in. x 90-3/4 in.
71414	2 in. EZ Set Post Brackets (pair with hardware - optional)
16959	End Channel 7/8 in. x 1 in. x 59-7/8 in.

Note: End channels must be attached to posts.

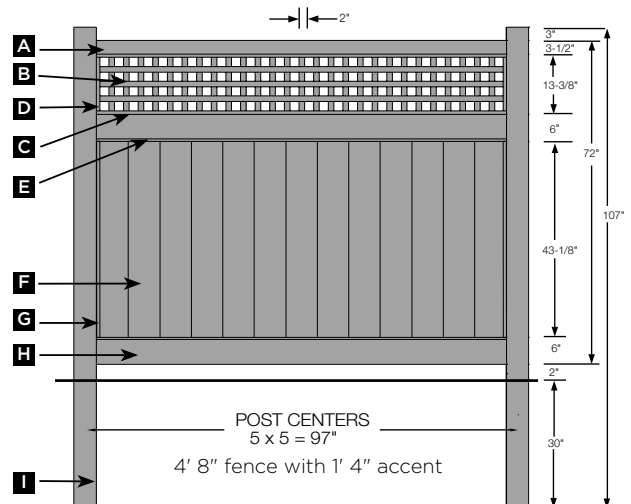
- A TOP ACCENT RAIL**
PALLET QUANTITY = 120
2" x 3-1/2" x 95"
- B LATTICE PANEL**
1 piece of 13" x 91-1/2"
1-1/4" x 1/4" Strips.
- C HORIZONTAL CHANNEL**
2 pieces 5/8" x 1" x 90-3/4"
- D VERTICAL CHANNEL**
2 pieces 5/8" x 1" x 13-1/8"
- E TOP RAIL**
PALLET QUANTITY = 84
2" x 6" x 95" Deco rail ribbed.
- F PICKETS**
PALLET QUANTITY =
12 Fill Kits
Section includes 13 pickets of
7/8" x 7" x 45-3/4"

- G END CHANNEL**
SUPPLIED: 7/8" x 1" x 59-7/8"
FIELD CUT: 7/8" x 1" x 43"
- H BOTTOM RAIL**
PALLET QUANTITY = 84
2" x 6" x 95" Deco rail ribbed.
Includes steel channel
- I POST**
PALLET QUANTITY = 48
5" x 5" x 107"

Racks up to 10 degrees*
***Accents will reduce the degree of rack.**



**MEETS
POOL
CODE**



**Privacy
Chesterfield with CertaGrain
Texture**

4 ft. High / 8 ft. Wide

Select one of the available colors

- Arctic Blend ■ Brazilian Blend
- Sierra Blend ■ Weathered Blend

For colors, add color letters to item number: Arctic Blend (AC4), Brazilian Blend (BR4), Sierra Blend (SB4), Weathered Blend (WB4).

Note: Mixed color sections must be ordered as components; pricing will be higher than standard sections.

QUANTITY	PRODUCT NUMBER	DESCRIPTION
FENCE SECTIONS		
_____	30644	Chesterfield Fence Section with CertaGrain Texture (4 ft. x 8 ft.)
<i>Note: Fence section includes A, B, C, D and section hardware. Post and caps sold separately.</i>		
5 IN. X 5 IN. POSTS		
_____	75301	CertaGrain Corner Post 5 in. x 5 in. x 84 in.
_____	75302	CertaGrain Line Post 5 in. x 5 in. x 84 in.
_____	75303	CertaGrain End Post 5 in. x 5 in. x 84 in.
_____	759084	CertaGrain Blank Post 5 in. x 5 in. x 84 in.
POST CAPS		
_____	70444	CertaGrain Flat Top Cap Ext 5 in. x 5 in.
_____	70459	CertaGrain New England Cap 5 in. x 5 in.
GATES (hardware ordered separately)		
_____	31841	CertaGrain Textured Gate Kit (builds up to 50-1/2 in. wide gate)
_____	70027	Gate Extension Kit (builds up to 70 in. gate) gate kit must also be ordered
_____	328041	CertaGrain Preassembled Gate 50-1/2 in. Wide
_____	70095	Aluminum 5 in. x 5 in. x 94 in. Gate Post Stiffener
_____	27635	Drop Pin Kit
_____	27742	5 ft. to 6 ft. Height Gate Hardware (self-closing hinges and latch)
_____	27745	Deluxe Key Entry Nylon Gate Hardware (5 ft. and 6 ft. height fence)
_____	27752	Plus Key Entry Nylon Gate Hardware (5 ft. and 6 ft. height fence)
_____	27747	LokkLatch Magnetic Gate Hardware (5 ft. and 6 ft. height fence)
_____	27731	Standard Stainless Steel Gate Hardware Pebble Black Finish
<i>Note: Gate kits include (2) 2-1/2 in. x 4 in. up-rights, caps and screws. Rails and pickets ordered separately.</i>		
OPTIONAL/EXTRA MATERIAL		
_____	70090	Steel Reinforcement Channel x 92 in. for 2 in. x 6 in. Rail
_____	744095	CertaGrain 2 in. x 6 in. x 95 in. Top/Bottom Rail with Steel
_____	60783P	Lock Rings (order 2 per rail) Qty: 24
_____	769040F	Chesterfield CertaGrain 7/8 in. x 7 in. x 39-1/4 in. Tongue and Groove Fill Kit (13 pc)
_____	71414	2 in. EZ Set Post Brackets (pair with hardware - optional)
_____	26948	End Channel 7/8 in. x 1 in. x 47-7/8 in.

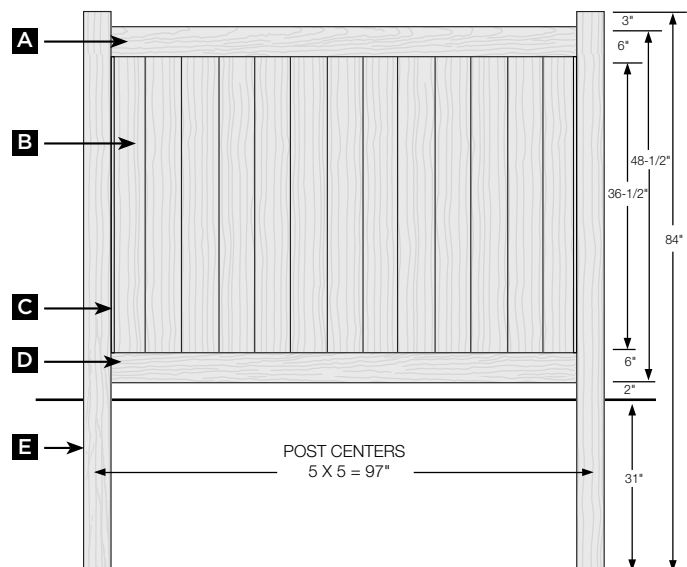
Note: End channels must be attached to posts.

- A TOP RAIL** PALLET QUANTITY = 84
2" x 6" x 95" rail ribbed.
Note: Arctic Blend, Brazilian Blend, Sierra Blend and Weathered Blend colors include steel in top rail.
- B PICKETS** PALLET QUANTITY = 12 Fill Kits
Section includes 13 pickets of 7/8" x 7" x 39-1/4"
- C END CHANNEL**
SUPPLIED: 7/8" x 1" x 47-7/8"
FIELD CUT: 7/8" x 1" x 36-3/8"
- D BOTTOM RAIL** PALLET QUANTITY = 84
2" x 6" x 95" rail ribbed.
Includes steel channel.
- E POST** PALLET QUANTITY = 48
5" x 5" x 84"



**MEETS
POOL
CODE**

Racks up to 10 degrees



**Privacy
Chesterfield with CertaGrain
Texture**

5 ft. High / 8 ft. Wide

Select one of the available colors
 ■ Arctic Blend ■ Brazilian Blend
 ■ Sierra Blend ■ Weathered Blend

For colors, add color letters to item number: Arctic Blend (AC4), Brazilian Blend (BR4), Sierra Blend (SB4), Weathered Blend (WB4).

Note: Mixed color sections must be ordered as components; pricing will be higher than standard sections.

QUANTITY	PRODUCT NUMBER	DESCRIPTION
FENCE SECTIONS		
_____	30645	Chesterfield Fence Section with CertaGrain Texture (5 ft. x 8 ft.)
<i>Note: Fence section includes A, B, C, D and section hardware. Post and caps sold separately.</i>		
5 IN. X 5 IN. POSTS		
_____	75201	CertaGrain Corner Post 5 in. x 5 in. x 96 in.
_____	75202	CertaGrain Line Post 5 in. x 5 in. x 96 in.
_____	75203	CertaGrain End Post 5 in. x 5 in. x 96 in.
_____	759096	CertaGrain Blank Post Heavy Wall 5 in. x 5 in. x 96 in.
POST CAPS		
_____	70444	CertaGrain Flat Top Cap Ext 5 in. x 5 in.
_____	70459	CertaGrain New England Cap 5 in. x 5 in.
GATES (hardware ordered separately)		
_____	31851	CertaGrain Textured Gate Kit (builds up to 50-1/2 in. wide gate)
_____	70027	Gate Extension Kit (builds up to 70 in. gate) gate kit must also be ordered
_____	318051	CertaGrain Preassembled Gate 36-1/2 in. Wide
_____	328051	CertaGrain Preassembled Gate 50-1/2 in. Wide
_____	338051	CertaGrain Preassembled Gate 64-3/4 in. Wide
_____	70095	Aluminum 5 in. x 5 in. x 94 in. Gate Post Stiffener
_____	27635	Drop Pin Kit
_____	27742	5 ft. to 6 ft. Height Gate Hardware (self-closing hinges and latch)
_____	27745	Deluxe Key Entry Nylon Gate Hardware (5 ft. and 6 ft. height fence)
_____	27752	Plus Key Entry Nylon Gate Hardware (5 ft. and 6 ft. height fence)
_____	27747	LokkLatch Magnetic Gate Hardware (5 ft. and 6 ft. height fence)
_____	27731	Standard Stainless Steel Gate Hardware Pebble Black Finish
<i>Note: Gate kits include (2) 2-1/2 in. x 4 in. up-rights, caps and screws. Rails and pickets ordered separately.</i>		
OPTIONAL/EXTRA MATERIAL		
_____	70090	Steel Reinforcement Channel x 92 in. for 2 in. x 6 in. Rail
_____	744095	CertaGrain 2 in. x 6 in. x 95 in. Top/Bottom Rail with Steel
_____	60783P	Lock Rings (order 2 per rail) Qty: 24
_____	769050F	Chesterfield CertaGrain 7/8 in. x 7 in. x 50-3/4 in. Tongue and Groove Fill Kit (13 pc)
_____	71414	2 in. EZ Set Post Brackets (pair with hardware - optional)
_____	26948	End Channel 7/8 in. x 1 in. x 47-7/8 in.

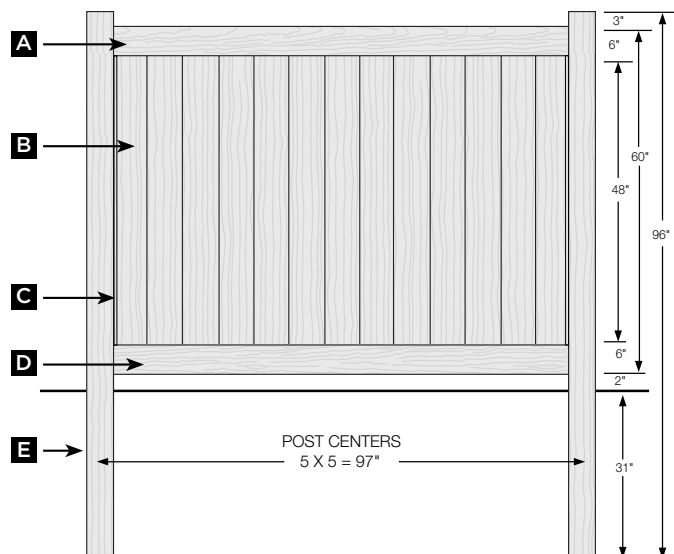
Note: End channels must be attached to posts.

- A TOP RAIL** PALLET QUANTITY = 84
2" x 6" x 95" rail ribbed.
Note: Arctic Blend, Brazilian Blend, Sierra Blend and Weathered Blend colors include steel in top rail.
- B PICKETS** PALLET QUANTITY = 12 Fill Kits
Section includes 13 pickets 7/8" x 7" x 50-3/4"
- C END CHANNEL**
7/8" x 1" x 47-7/8"
- D BOTTOM RAIL**
PALLET QUANTITY = 84
2" x 6" x 95" rail ribbed.
Includes steel channel.
- E POST** PALLET QUANTITY = 48
5" x 5" x 96"

Racks up to 10 degrees



**MEETS
POOL
CODE**



**Privacy
Chesterfield with CertaGrain
Texture**

6 ft. High / 8 ft. Wide

Select one of the available colors
 ■ Arctic Blend ■ Brazilian Blend
 ■ Sierra Blend ■ Weathered Blend

*For colors, add color letters to item number: Arctic Blend (AC4), Brazilian Blend (BR4),
Sierra Blend (SB4), Weathered Blend (WB4).*

Note: Mixed color sections must be ordered as components; pricing will be higher than standard sections.

QUANTITY	PRODUCT NUMBER	DESCRIPTION
FENCE SECTIONS		
_____	30646	Chesterfield Fence Section with CertaGrain Texture (6 ft. x 8 ft.)
<i>Note: Fence section includes A, B, C, D and section hardware. Post and caps sold separately.</i>		
5 IN. X 5 IN. POSTS		
_____	75101	CertaGrain Corner Post 5 in. x 5 in. x 107 in.
_____	75102	CertaGrain Line Post 5 in. x 5 in. x 107 in.
_____	71106	Aluminum 5 in. x 5 in. x 106 in. Line Post Stiffener
_____	75103	CertaGrain End Post 5 in. x 5 in. x 107 in.
_____	759108	CertaGrain Blank Post Heavy Wall 5 in. x 5 in. x 107 in.
_____	70148	Aluminum 5 in. x 5 in. x 48 in. Line Post Stiffener Kit (required for WindZone system)
POST CAPS		
_____	70444	CertaGrain Flat Top Cap Ext 5 in. x 5 in.
_____	70459	CertaGrain New England Cap 5 in. x 5 in.
GATES (hardware ordered separately)		
_____	31861	CertaGrain Textured Gate Kit (builds up to 50-1/2 in. wide gate)
_____	70027	Gate Extension Kit (builds up to 70 in. gate) gate kit must also be ordered
_____	318061	CertaGrain Preassembled Gate 36-1/2 in. Wide
_____	328061	CertaGrain Preassembled Gate 50-1/2 in. Wide
_____	338061	CertaGrain Preassembled Gate 64-3/4 in. Wide
_____	70106	Aluminum 5 in. x 5 in. x 106 in. Gate Post Stiffener
_____	27635	Drop Pin Kit
_____	27742	5 ft. to 6 ft. Height Gate Hardware (self-closing hinges and latch)
_____	27745	Deluxe Key Entry Nylon Gate Hardware (5 ft. and 6 ft. height fence)
_____	27752	Plus Key Entry Nylon Gate Hardware (5 ft. and 6 ft. height fence)
_____	27747	LokkLatch Magnetic Gate Hardware (5 ft. and 6 ft. height fence)
_____	27731	Standard Stainless Steel Gate Hardware Pebble Black Finish
<i>Note: Gate kits include (2) 2-1/2 in. x 4 in. up-rights, caps and screws. Rails and pickets ordered separately.</i>		
OPTIONAL/EXTRA MATERIAL		
_____	70090	Steel Reinforcement Channel x 92 in. for 2 in. x 6 in. Rail
_____	744095	CertaGrain 2 in. x 6 in. x 95 in. Top/Bottom Rail with Steel
_____	60783P	Lock Rings (order 2 per rail) Qty: 24
_____	769062F	Chesterfield CertaGrain 7/8 in. x 7 in. x 62-3/4 in. Tongue and Groove Fill Kit (13 pc)
_____	71414	2 in. EZ Set Post Brackets (pair with hardware - optional)
_____	26960	CertaGrain Textured End Channel 7/8 in. x 1 in. x 59-7/8 in.

Note: End channels must be attached to posts.

- A TOP RAIL** PALLET QUANTITY = 84
2" x 6" x 95" rail ribbed.
Note: Arctic Blend, Brazilian Blend, Sierra Blend, and Weathered Blend colors include steel in top rail.
- B PICKETS** PALLET QUANTITY = 12 Fill Kits
Section includes 13 pickets of 7/8" x 7" x 62-3/4"
- C END CHANNEL**
7/8" x 1" x 59-7/8"
- D BOTTOM RAIL**
PALLET QUANTITY = 84
2" x 6" x 95" rail ribbed.
Includes steel channel.
- E POST** PALLET QUANTITY = 48
5" x 5" x 107"

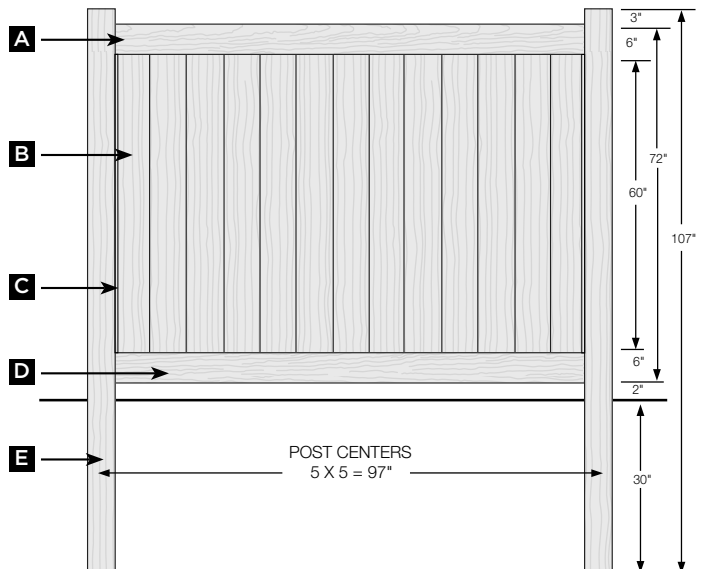
Racks up to 10 degrees



**FEATURING
WINDZONE-
TECHNOLOGY**



**MEETS
POOL
CODE**



For colors, add color letters to item number: Almond (AL), Clay (C).

Note: Mixed color sections must be ordered as components; pricing will be higher than standard sections.

QUANTITY	PRODUCT NUMBER	DESCRIPTION
----------	----------------	-------------

FENCE SECTIONS

_____	205584	Galveston Fence Section (7 ft. x 8 ft.)
-------	--------	---

Note: Fence section includes A, B, C, D, E and section hardware. Post and caps sold separately.

5 IN. X 5 IN. POSTS

_____	67721	Corner Post 5 in. x 5 in. x 132 in.
_____	67722	Line Post 5 in. x 5 in. x 132 in.
_____	71106	Aluminum 5 in. x 5 in. x 106 in. Line Post Stiffener
_____	67723	End Post 5 in. x 5 in. x 132 in.
_____	679132	Blank Post Heavy Wall 5 in. x 5 in. x 132 in.

POST CAPS

_____	70493	Ball Cap 5 in. x 5 in.
_____	70416	Gothic Cap Ext 5 in. x 5 in.
_____	70418	Flat Cap Ext 5 in. x 5 in.
_____	70427	New England Cap Ext 5 in. x 5 in.

GATES (hardware ordered separately)

_____	42728	Gate Kit (builds up to 50-1/2 in. wide gate)
_____	437161	Preassembled Gate 50-1/2 in. Wide
_____	27635	Drop Pin Kit
_____	27743	Standard Nylon Gate Hardware (7 ft. and 8 ft. height fence)
_____	27746	Deluxe Key Entry Nylon Gate Hardware (7 ft. and 8 ft. height fence)
_____	27753	Plus Key Entry Nylon Gate Hardware (7 ft. and 8 ft. height fence)
_____	70106	Aluminum 5 in. x 5 in. x 106 in. Gate Post Stiffener

Note: Gate kits include (2) 2-1/2 in. x 4 in. up-rights, caps and screws. Rails and pickets ordered separately.

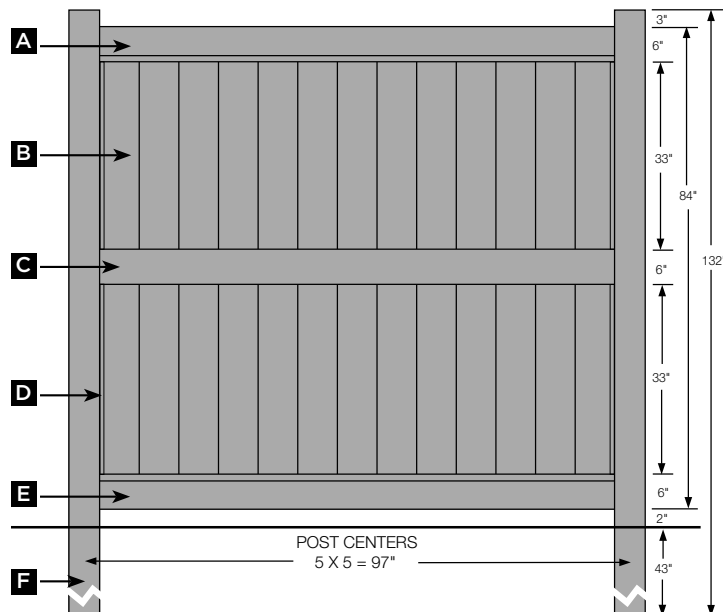
OPTIONAL/EXTRA MATERIAL

_____	70090	Steel Reinforcement Channel x 92 in. for 2 in. x 6 in. Rail
_____	70094	Steel Reinforcement Channel 92 in. Length for 2 in. x 6 in. Molded Galveston Mid Rail
_____	58597	Galveston 2 in. x 6 in. x 95 in. Molded Mid Rail with Steel
_____	614895	2 in. x 6 in. x 95 in. Deco Top/Bottom Rail with Steel
_____	60783P	Lock Rings (order 2 per rail) Qty: 24
_____	469036F	Galveston Fence Fill Kit 7/8 in. x 7 in. x 35-7/8 in. Tongue and Groove (13 pc) order 2 per section
_____	16959	End Channel 7/8 in. x 1 in. x 59-7/8 in.

Note: All posts require reinforcement. Refer to the Bufftech Installation Manual. End channels must be attached to posts.

- A TOP RAIL** PALLET QUANTITY = 84
2" x 6" x 95" Deco rail ribbed.
Includes steel channel.
- B PICKETS** PALLET QUANTITY = 12 Fill Kits
Section includes 26 pickets of
7/8" x 7" x 35-7/8"
- C MIDDLE RAIL** PALLET QUANTITY = 84
2" x 6" x 95" molded rail ribbed.
Includes steel channel.
- D END CHANNEL**
SUPPLIED: 7/8" x 1" x 59-7/8"
FIELD CUT: 7/8" x 1" x 32-7/8"
- E BOTTOM RAIL** PALLET QUANTITY = 84
2" x 6" x 95" Deco rail ribbed.
Includes steel channel.
- F POST** PALLET QUANTITY = 48
5" x 5" x 132"

Racks up to 5 degrees



For colors, add color letters to item number: Almond (AL), Clay (C).

Note: Mixed color sections must be ordered as components; pricing will be higher than standard sections.

QUANTITY	PRODUCT NUMBER	DESCRIPTION
----------	----------------	-------------

FENCE SECTIONS

_____	205596	Galveston Fence Section (8 ft. x 8 ft.)
-------	--------	---

Note: Fence section includes A, B, C, D, E and section hardware. Post and caps sold separately.

5 IN. X 5 INC. POSTS

_____	67731	Corner Post 5 in. x 5 in. x 132 in.
_____	67732	Line Post 5 in. x 5 in. x 132 in.
_____	71106	Aluminum 5 in. x 5 in. x 106 in. Line Post Stiffener
_____	67733	End Post 5 in. x 5 in. x 132 in.
_____	679132	Blank Post Heavy Wall 5 in. x 5 in. x 132 in.

POST CAPS

_____	70493	Ball Cap 5 in. x 5 in.
_____	70416	Gothic Cap Ext 5 in. x 5 in.
_____	70418	Flat Cap Ext 5 in. x 5 in.
_____	70427	New England Cap Ext 5 in. x 5 in.

GATES (hardware ordered separately)

_____	42729	Gate Kit (builds up to 50-1/2 in. wide gate)
_____	437162	Preassembled Gate 50-1/2 in. Wide
_____	27635	Drop Pin Kit
_____	27743	Standard Nylon Gate Hardware (7 ft. and 8 ft. height fence)
_____	27746	Deluxe Key Entry Nylon Gate Hardware (7 ft. and 8 ft. height fence)
_____	27753	Plus Key Entry Nylon Gate Hardware (7 ft. and 8 ft. height fence)
_____	70106	Aluminum 5 in. x 5 in. x 106 in. Gate Post Stiffener

Note: Gate kits include (2) 2-1/2 in. x 4 in. up-rights, caps and screws. Rails and pickets ordered separately.

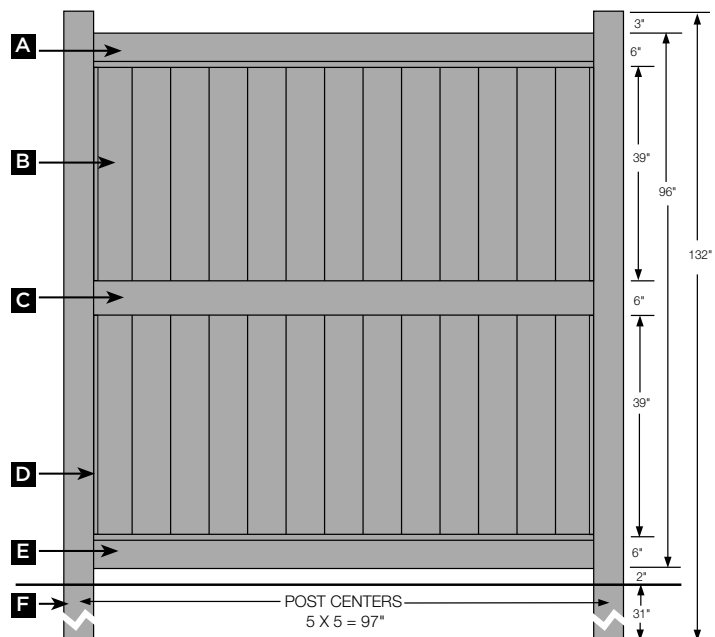
OPTIONAL/EXTRA MATERIAL

_____	70090	Steel Reinforcement Channel x 92 in. for 2 in. x 6 in. Rail
_____	70094	Steel Reinforcement Channel 92 in. Length for 2 in. x 6 in. Molded Galveston Mid Rail
_____	58597	Galveston 2 in. x 6 in. x 95 in. Molded Mid Rail with Steel
_____	614895	2 in. x 6 in. x 95 in. Deco Top/Bottom Rail with Steel
_____	60783P	Lock Rings (order 2 per rail) Qty: 24
_____	469042F	Galveston Fence Fill Kit 7/8 in. x 7 in. x 41-7/8 in. Tongue and Groove (13 pc) order 2 per section
_____	16959	End Channel 7/8 in. x 1 in. x 59-7/8 in.

Note: All posts require reinforcement. Refer to the Bufftech Installation Manual. End channels must be attached to posts.

- A TOP RAIL** PALLET QUANTITY = 84
2" x 6" x 95" Deco rail ribbed.
Includes steel channel.
- B PICKETS** PALLET QUANTITY = 12 Fill Kits
Section includes 26 pickets of
7/8" x 7" x 41-7/8"
- C MIDDLE RAIL** PALLET QUANTITY = 84
2" x 6" x 95" molded rail ribbed.
Includes steel channel.
- D END CHANNEL**
SUPPLIED: 7/8" x 1" x 59-7/8"
FIELD CUT: 7/8" x 1" x 38-7/8"
- E BOTTOM RAIL** PALLET QUANTITY = 84
2" x 6" x 95" Deco rail ribbed.
Includes steel channel.
- F POST** PALLET QUANTITY = 48
5" x 5" x 132

Racks up to 5 degrees



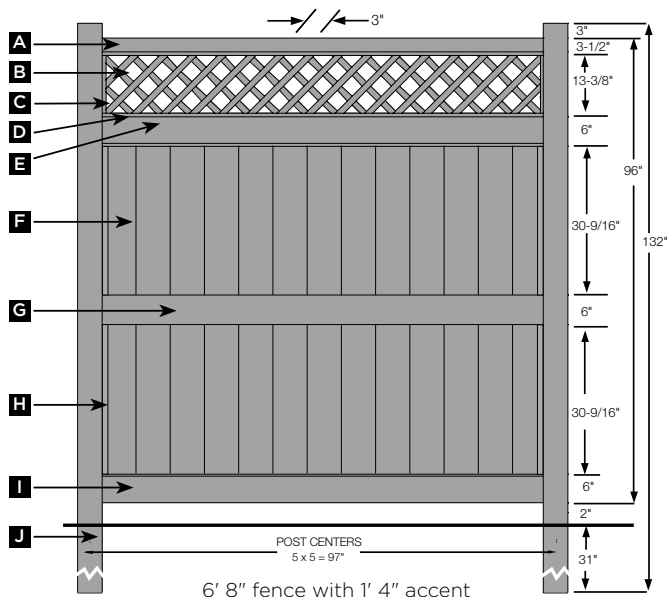
For colors, add color letters to item number: Almond (AL).

Note: Mixed color sections must be ordered as components; pricing will be higher than standard sections.

QUANTITY	PRODUCT NUMBER	DESCRIPTION
FENCE SECTIONS		
_____	220196	Galveston Fence Section with Lattice Accent (8 ft. x 8 ft.)
<i>Note: Fence section includes A, B, C, D, E, F, G, H, I and section hardware. Post and caps sold separately.</i>		
5 IN. X 5 IN. POSTS		
_____	67741	Corner Post 5 in. x 5 in. x 132 in.
_____	67742	Line Post 5 in. x 5 in. x 132 in.
_____	71106	Aluminum 5 in. x 5 in. x 106 in. Line Post Stiffener
_____	67743	End Post 5 in. x 5 in. x 132 in.
_____	679132	Blank Post Heavy Wall 5 in. x 5 in. x 132 in.
POST CAPS		
_____	70493	Ball Cap 5 in. x 5 in.
_____	70416	Gothic Cap Ext 5 in. x 5 in.
_____	70418	Flat Cap Ext 5 in. x 5 in.
_____	70427	New England Cap Ext 5 in. x 5 in.
GATES (hardware ordered separately)		
_____	42730	Gate Kit with Accent (builds up to 50-1/2 in. wide gate)
_____	437163	Preassembled Gate with Lattice Accent 50-1/2 in. Wide
_____	27635	Drop Pin Kit
_____	27743	Standard Nylon Gate Hardware (7 ft. and 8 ft. height fence)
_____	27746	Deluxe Key Entry Nylon Gate Hardware (7 ft. and 8 ft. height fence)
_____	27753	Plus Key Entry Nylon Gate Hardware (7 ft. and 8 ft. height fence)
_____	70106	Aluminum 5 in. x 5 in. x 106 in. Gate Post Stiffener
<i>Note: Gate kits include (2) 2-1/2 in. x 4 in. up-rights, caps and screws. Rails and pickets ordered separately.</i>		
OPTIONAL/EXTRA MATERIAL		
_____	70090	Steel Reinforcement Channel x 92 in. for 2 in. x 6 in. Rail
_____	70094	Steel Reinforcement Channel 92 in. Length for 2 in. x 6 in. Molded Galveston Mid Rail
_____	58597	Galveston 2 in. x 6 in. x 95 in. Molded Mid Rail with Steel
_____	614895	2 in. x 6 in. x 95 in. Deco Top/Bottom Rail with Steel
_____	290095	2 in. x 3-1/2 in. x 95 in. Accent Rail
_____	60783P	Lock Rings (order 2 per rail) Qty: 24
_____	17991	Horizontal Channel for Lattice 5/8 in. x 1 in. x 90-3/4 in.
_____	17913	Vertical Channel for Lattice 5/8 in. x 1 in. x 13-1/8 in.
_____	444129	13 in. x 91-1/2 in. Lattice Insert (diagonal)
_____	469033F	Galveston Fence Fill Kit 7/8 in. x 7 in. x 33-1/8 in. Tongue and Groove (13 pc) order 2 per section
_____	16959	End Channel 7/8 in. x 1 in. x 59-7/8 in.

Note: All posts require reinforcement. Refer to the Bufftech Installation Manual. End channels must be attached to posts.

- A TOP ACCENT RAIL** PALLET QUANTITY = 120
2" x 3-1/2" x 95"
- B LATTICE PANEL**
1 piece of 13" x 91-1/2"
1-1/4" x 1/4" Strips.
- C VERTICAL CHANNEL**
2 pieces of 5/8" x 1" x 13-1/8"
- D HORIZONTAL CHANNEL**
2 pieces of 5/8" x 1" x 90-3/4"
- E TOP RAIL** PALLET QUANTITY = 84
2" x 6" x 95" Deco rail ribbed. Includes steel channel.
- F PICKETS** PALLET QUANTITY = 12 Fill Kits
Section includes 26 pickets of 7/8" x 7" x 33-1/8"
- G MIDDLE RAIL** PALLET QUANTITY = 84
2" x 6" x 95" molded rail ribbed includes steel channel.
- H END CHANNEL**
SUPPLIED: 7/8" x 1" x 59-7/8"
FIELD CUT: 7/8" x 1" x 30-7/16"
- I BOTTOM RAIL** PALLET QUANTITY = 84
2" x 6" x 95" Deco rail ribbed. Includes steel channel.
- J POST** PALLET QUANTITY = 48
5" x 5" x 132"



Racks up to 5 degrees*
 *Accents will reduce the degree of rack.

For colors, add color letters to item number: Almond (AL).

Note: Mixed color sections must be ordered as components; pricing will be higher than standard sections.

QUANTITY	PRODUCT NUMBER	DESCRIPTION
----------	----------------	-------------

FENCE SECTIONS

220296 Galveston Fence Section with Victorian Accent (8 ft. x 8 ft.)

Note: Fence section includes A, B, C, D, E, F, G and section hardware. Post and caps sold separately.

5 IN. X 5 IN. POSTS

67741	Corner Post 5 in. x 5 in. x 132 in.
67742	Line Post 5 in. x 5 in. x 132 in.
71106	Aluminum 5 in. x 5 in. x 106 in. Line Post Stiffener
67743	End Post 5 in. x 5 in. x 132 in.
679132	Blank Post Heavy Wall 5 in. x 5 in. x 132 in.

POST CAPS

70493	Ball Cap 5 in. x 5 in.
70416	Gothic Cap Ext 5 in. x 5 in.
70418	Flat Cap Ext 5 in. x 5 in.
70427	New England Cap Ext 5 in. x 5 in.

GATES (hardware ordered separately)

42730	Gate Kit with Accent (builds up to 50-1/2 in. wide gate)
437164	Preassembled Gate with Victorian Accent 50-1/2 in. Wide
27635	Drop Pin Kit
27743	Standard Nylon Gate Hardware (7 ft. and 8 ft. height fence)
27746	Deluxe Key Entry Nylon Gate Hardware (7 ft. and 8 ft. height fence)
27753	Plus Key Entry Nylon Gate Hardware (7 ft. and 8 ft. height fence)
70106	Aluminum 5 in. x 5 in. x 106 in. Gate Post Stiffener

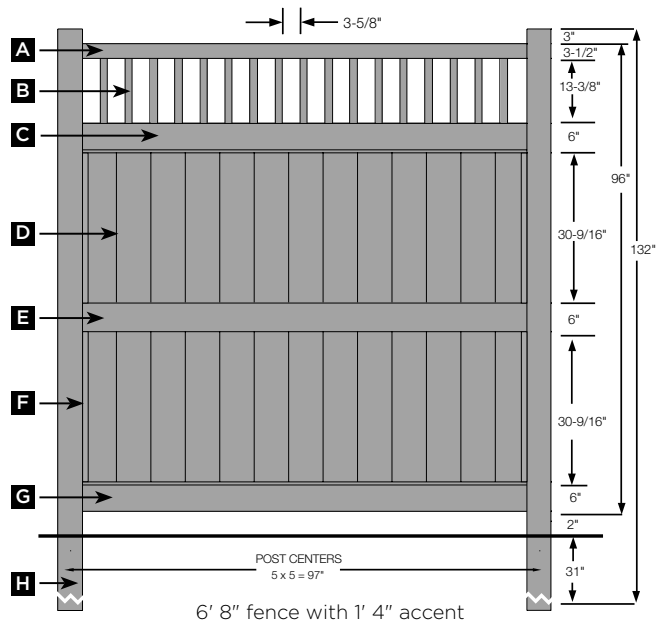
Note: Gate kits include (2) 2-1/2 in. x 4 in. up-rights, caps and screws. Rails and pickets ordered separately.

OPTIONAL/EXTRA MATERIAL

70090	Steel Reinforcement Channel x 92 in. for 2 in. x 6 in. Rail
70094	Steel Reinforcement Channel 92 in. Length for 2 in. x 6 in. Molded Galveston Mid Rail
61998	Galveston 2 in. x 6 in. x 95 in. Deco Top Rail with Steel - Victorian Accent
58597	Galveston 2 in. x 6 in. x 95 in. Molded Mid Rail with Steel
614895	2 in. x 6 in. x 95 in. Deco Top/Bottom Rail with Steel
60783P	Lock Rings (order 2 per rail) Qty: 24
319017	7/8 in. x 1-1/2 in. x 17-3/4 in. Accent Picket
290565	2 in. x 3-1/2 in. x 95 in. Routed Rail Victorian Accent
469033F	Galveston Fence Fill Kit 7/8 in. x 7 in. x 33-1/8 in. Tongue and Groove (13 pc) order 2 per section
16959	End Channel 7/8 in. x 1 in. x 59-7/8 in.

Note: All posts require reinforcement. Refer to the Bufftech Installation Manual. End channels must be attached to posts.

- A ACCENT TOP RAIL** PALLET QUANTITY = 120
2" x 3-1/2" x 95"
- B PICKETS**
17 pieces of 7/8" x 1-1/2" x 17-3/4"
- C TOP RAIL**
PALLET QUANTITY = 84
2" x 6" x 95" Deco rail ribbed.
Includes steel channel.
- D PICKETS** PALLET QUANTITY = 12 Fill Kits
Section includes 26 pickets of 7/8" x 7" x 33-1/8"
- E MIDDLE RAIL** PALLET QUANTITY = 84
2" x 6" x 95" molded rail ribbed. Includes steel channel.
- F END CHANNEL**
SUPPLIED: 7/8" x 1" x 59-7/8"
FIELD CUT: 7/8" x 1" x 30-7/16"
- G BOTTOM RAIL** PALLET QUANTITY = 84
2" x 6" x 95" Deco rail ribbed.
Includes steel channel.
- H POST** PALLET QUANTITY = 48
5" x 5" x 132"



Racks up to 5 degrees*

***Accents will reduce the degree of rack**

**Privacy
Galveston with CertaGrain
Texture**

7 ft. High / 8 ft. Wide

Select one of the available colors
 ■ Arctic Blend ■ Brazilian Blend
 ■ Sierra Blend ■ Weathered Blend

For colors, add color letters to item number: Arctic Blend (AC4), Brazilian Blend (BR4), Sierra Blend (SB4), Weathered Blend (WB4).

Note: Mixed color sections must be ordered as components; pricing will be higher than standard sections.

QUANTITY	PRODUCT NUMBER	DESCRIPTION
----------	----------------	-------------

FENCE SECTIONS

_____	31684	Galveston Fence Section with CertaGrain Texture (7 ft. x 8 ft.)
-------	-------	---

Note: Fence section includes A, B, C, D, E and section hardware. Post and caps sold separately.

5 IN. X 5 IN. POSTS

_____	75521	CertaGrain Corner Post 5 in. x 5 in. x 132 in.
_____	75522	CertaGrain Line Post 5 in. x 5 in. x 132 in.
_____	71106	Aluminum 5 in. x 5 in. x 106 in. Line Post Stiffener
_____	75523	CertaGrain End Post 5 in. x 5 in. x 132 in.
_____	759132	CertaGrain Blank Post Heavy Wall 5 in. x 5 in. x 132 in.

POST CAPS

_____	70444	CertaGrain Flat Top Cap Ext 5 in. x 5 in.
_____	70459	CertaGrain New England Cap 5 in. x 5 in.

GATES (Hardware ordered separately)

_____	31884	Gate Kit (builds up to 50-1/2 in. wide gate)
_____	328184	Preassembled Gate with CertaGrain 50-1/2 in. Wide
_____	27743	Standard Nylon Gate Hardware (7 ft. and 8 ft. height fence)
_____	27746	Deluxe Key Entry Nylon Gate Hardware (7 ft. and 8 ft. height fence)
_____	27753	Plus Key Entry Nylon Gate Hardware (7 ft. and 8 ft. height fence)
_____	70106	Aluminum 5 in. x 5 in. x 106 in. Gate Post Stiffener

Note: Gate kits include (2) 2-1/2 in. x 4 in. up-rights, caps and screws. Rails and pickets ordered separately.

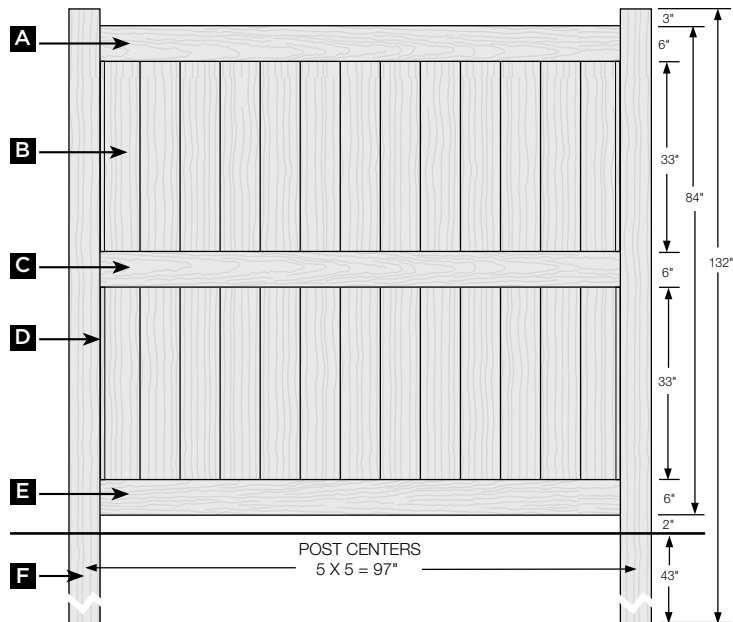
OPTIONAL/EXTRA MATERIAL

_____	70090	Steel Reinforcement Channel x 92 in. for 2 in. x 6 in. Rail
_____	70094	Steel Reinforcement Channel 92 in. Length for 2 in. x 6 in. Molded Galveston Mid Rail
_____	809952	Galveston CertaGrain 2 in. x 6 in. x 95 in. Molded Mid Rail with Steel
_____	744095	CertaGrain 2 in. x 6 in. x 95 in. Top/Bottom Rail with Steel
_____	60783P	Lock Rings (order 2 per rail) Qty: 24
_____	769036F	Galveston CertaGrain Fence Fill Kit 7/8 in. x 7 in. x 35-7/8 in. Tongue and Groove (13 pc) order 2 per section
_____	26948	End Channel 7/8 in. x 1 in. x 47-7/8 in.

Note: All posts require reinforcement. Refer to the Bufftech Installation Manual. End channels must be attached to posts.

- A TOP RAIL** PALLET QUANTITY = 84
2" x 6" x 95" rail ribbed.
Includes steel channel.
- B PICKETS** PALLET QUANTITY = 12 Fill Kits
Section includes 26 pickets of
7/8" x 7" x 35-7/8"
- C MIDDLE RAIL** PALLET QUANTITY = 84
2" x 6" x 95" molded rail ribbed.
Includes steel channel.
- D END CHANNEL**
SUPPLIED: 7/8" x 1" x 47-7/8"
FIELD CUT: 7/8" x 1" x 32-7/8"
- E BOTTOM RAIL** PALLET QUANTITY = 84
2" x 6" x 95" rail ribbed.
Includes steel channel.
- F POST** PALLET QUANTITY = 48
5" x 5" x 132"

Racks up to 5 degrees



Privacy Galveston with CertaGrain Texture

8 ft. High / 8 ft. Wide

Select one of the available colors

- Arctic Blend ■ Brazilian Blend
- Sierra Blend ■ Weathered Blend

For colors, add color letters to item number: Arctic Blend (AC4), Brazilian Blend (BR4), Sierra Blend (SB4), Weathered Blend (WB4).

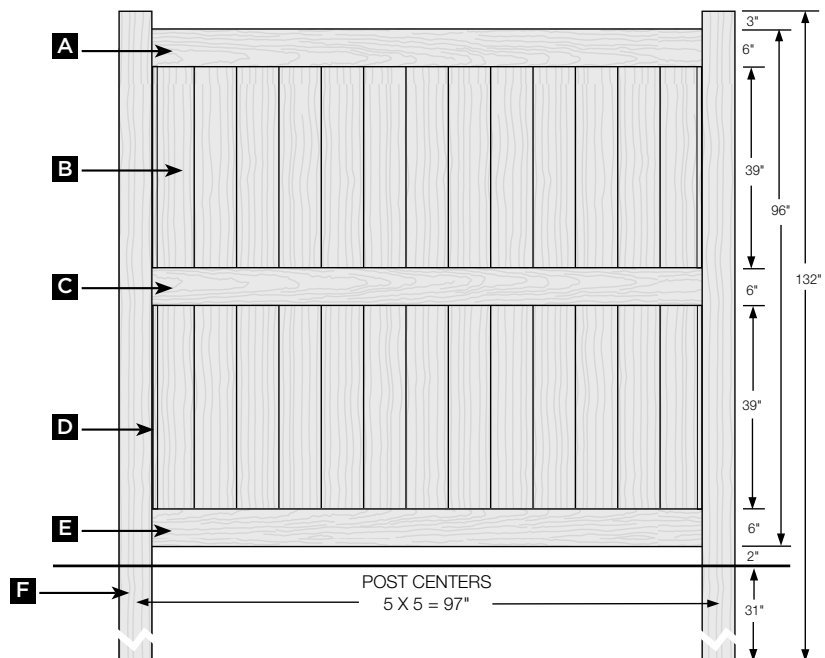
Note: Mixed color sections must be ordered as components; pricing will be higher than standard sections.

QUANTITY	PRODUCT NUMBER	DESCRIPTION
FENCE SECTIONS		
_____	31696	Galveston Fence Section with CertaGrain Texture (8 ft. x 8 ft.)
<i>Note: Fence section includes A, B, C, D, E and section hardware. Post and caps sold separately.</i>		
5 IN. X 5 IN. POSTS		
_____	75631	CertaGrain Corner Post 5 in. x 5 in. x 132 in.
_____	75632	CertaGrain Line Post 5 in. x 5 in. x 132 in.
_____	71106	Aluminum 5 in. x 5 in. x 106 in. Line Post Stiffener
_____	75633	CertaGrain End Post 5 in. x 5 in. x 132 in.
_____	759132	CertaGrain Blank Post Heavy Wall 5 in. x 5 in. x 132 in.
POST CAPS		
_____	70444	CertaGrain Flat Top Cap Ext 5 in. x 5 in.
_____	70459	CertaGrain New England Cap 5 in. x 5 in.
GATES (hardware ordered separately)		
_____	31896	Gate Kit (builds up to 50-1/2 in. wide gate)
_____	328196	Preassembled Gate with CertaGrain 50-1/2 in. Wide
_____	27743	Standard Nylon Gate Hardware (7 ft. and 8 ft. height fence)
_____	27746	Deluxe Key Entry Nylon Gate Hardware (7 ft. and 8 ft. height fence)
_____	27753	Plus Key Entry Nylon Gate Hardware (7 ft. and 8 ft. height fence)
_____	70106	Aluminum 5 in. x 5 in. x 106 in. Gate Post Stiffener
<i>Note: Gate kits include (2) 2-1/2 in. x 4 in. up-rights, caps and screws. Rails and pickets ordered separately.</i>		
OPTIONAL/EXTRA MATERIAL		
_____	70090	Steel Reinforcement Channel x 92 in. for 2 in. x 6 in. Rail
_____	70094	Steel Reinforcement Channel 92 in. Length for 2 in. x 6 in. Molded Galveston Mid Rail
_____	809952	Galveston CertaGrain 2 in. x 6 in. x 95 in. Molded Mid Rail with Steel
_____	744095	CertaGrain 2 in. x 6 in. x 95 in. Top/Bottom Rail with Steel
_____	60783P	Lock Rings (order 2 per rail) Qty: 24
_____	769042F	Galveston CertaGrain Fence Fill Kit 7/8 in. x 7 in. x 41-7/8 in. Tongue and Groove (13 pc) order 2 per section
_____	26948	End Channel 7/8 in. x 1 in. x 47-7/8 in.

Note: All posts require reinforcement. Refer to the Bufftech Installation Manual. End channels must be attached to posts.

- A TOP RAIL** PALLET QUANTITY = 84
2" x 6" x 95" rail ribbed.
Includes steel channel.
- B PICKETS** PALLET QUANTITY = 12 Fill Kits
Section includes 26 pickets of
7/8" x 7" x 41-7/8"
- C MIDDLE RAIL** PALLET QUANTITY = 84
2" x 6" x 95" molded rail ribbed.
Includes steel channel.
- D END CHANNEL**
SUPPLIED: 7/8" x 1" x 47-7/8"
FIELD CUT: 7/8" x 1" x 38-7/8"
- E BOTTOM RAIL** PALLET QUANTITY = 84
2" x 6" x 95" rail ribbed.
Includes steel channel.
- F POST** PALLET QUANTITY = 48
5" x 5" x 132"

Racks up to 5 degrees



*For Almond, add (AL) to item number.
 Note: Mixed color sections must be ordered as components; pricing will be higher than standard sections.*

QUANTITY	PRODUCT NUMBER	DESCRIPTION
FENCE SECTIONS		
	218440	New Lexington Fence Section (4 ft. x 8 ft.)

Note: Fence section includes A, B, C, D and section hardware. Post and caps sold separately.

5 IN. X 5 IN. POSTS		
	535414	Corner Post 5 in. x 5 in. x 78 in.
	535424	Line Post 5 in. x 5 in. x 78 in.
	535434	End Post 5 in. x 5 in. x 78 in.
	539078	Blank Post 5 in. x 5 in. x 78 in.

POST CAPS		
	70493	Ball Cap 5 in. x 5 in.
	70416	Gothic Cap Ext 5 in. x 5 in.
	70417	Flat Cap Int 5 in. x 5 in.
	70418	Flat Cap Ext 5 in. x 5 in.
	70427	New England Cap Ext 5 in. x 5 in.

GATES (hardware ordered separately)		
	42732	New Lexington Gate Kit (builds up to 42-1/2 in. wide gate)
	70033F	New Lexington Gate Extension Kit (builds up to 72 in. gate) gate kit must also be ordered
	437066	New Lexington Preassembled Gate 42-1/2 in. Wide
	457066	New Lexington Preassembled Gate 50-1/2 in. Wide
	447066	New Lexington Preassembled Gate 65-1/4 in. Wide
	70095	Aluminum 5 in. x 5 in. x 94 in. Gate Post Stiffener
	27635	Drop Pin Kit
	27742	5 ft. to 6 ft. Height Gate Hardware (self-closing hinges and latch)
	27745	Deluxe Key Entry Nylon Gate Hardware (5 ft. and 6 ft. height fence)
	27752	Plus Key Entry Nylon Gate Hardware (5 ft. and 6 ft. height fence)
	27747	LokkLatch Magnetic Gate Hardware (5 ft. and 6 ft. height fence)
	27731	Standard Stainless Steel Gate Hardware Pebble Black Finish

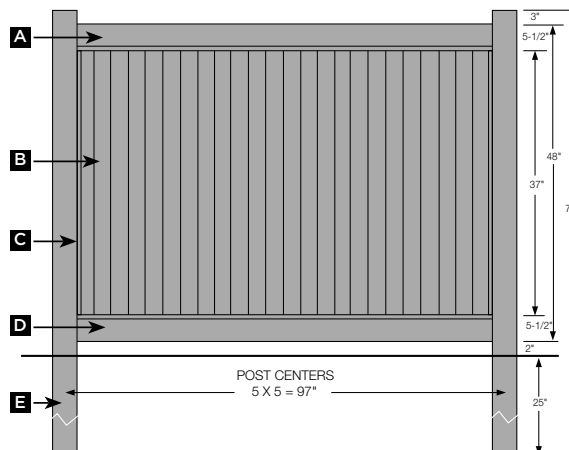
Note: Gate kits include (2) 2-1/2 in. x 4 in. up-rights, caps and screws. Rails and pickets ordered separately.

OPTIONAL/EXTRA MATERIAL		
	70093F	Steel Reinforcement Channel x 90-3/4 in. for 1-1/2 in. x 5-1/2 in. Rail
	629294	New Lexington 1-1/2 in. x 5-1/2 in. x 95 in. Deco Top Rail
	629295	New Lexington 1-1/2 in. x 5-1/2 in. x 95 in. Deco Bottom Rail with Steel
	60783P	Lock Rings (order 2 per rail) Qty: 24
	479039F	New Lexington Fence Fill Kit 5/8 x 11-3/8 x 39-3/4 Tongue & Groove (8 pk)
	71414	2 in. EZ Set Post Brackets (pair with hardware - optional)
	17961	End Channel 5/8 in. x 1 in. x 60-7/8 in.

Note: End channels must be attached to posts.

- A TOP RAIL** PALLET QUANTITY = 96
1-1/2" x 5-1/2" x 95" Deco rail ribbed.
- B PICKETS** PALLET QUANTITY = 16 Fill Kits
Section includes 8 pickets of
5/8" x 11-3/8" x 39-3/4"
- C END CHANNEL**
SUPPLIED: 5/8" x 1" x 60-7/8"
FIELD CUT: 7/8" x 1" x 36-7/8"
- D BOTTOM RAIL** PALLET QUANTITY = 96
1-1/2" x 5-1/2" x 95" Deco rail ribbed. Includes
steel channel.
- E POST** PALLET QUANTITY = 28
5" x 5" x 78"

Racks up to 7 degrees



For Almond, add (AL) to item number.

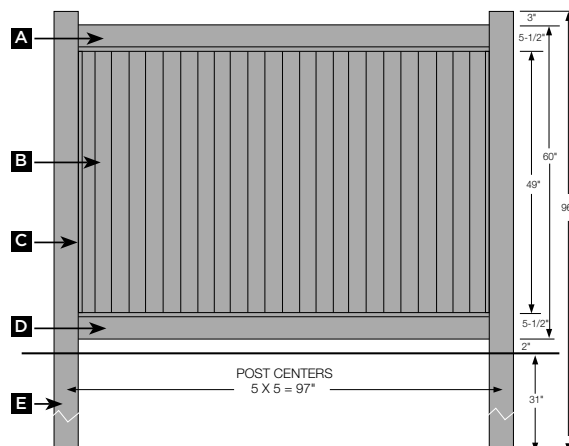
Note: Mixed color sections must be ordered as components; pricing will be higher than standard sections.

QUANTITY	PRODUCT NUMBER	DESCRIPTION
FENCE SECTIONS		
_____	218560	New Lexington Fence Section (5 ft. x 8 ft.)
<i>Note: Fence section includes A, B, C, D and section hardware. Post and caps sold separately.</i>		
5 IN. X 5 IN. POSTS		
_____	536515	Corner Post 5 in. x 5 in. x 96 in.
_____	536525	Line Post 5 in. x 5 in. x 96 in.
_____	536535	End Post 5 in. x 5 in. x 96 in.
_____	539096	Blank Post 5 in. x 5 in. x 96 in.
POST CAPS		
_____	70493	Ball Cap 5 in. x 5 in.
_____	70416	Gothic Cap Ext 5 in. x 5 in.
_____	70417	Flat Cap Int 5 in. x 5 in.
_____	70418	Flat Cap Ext 5 in. x 5 in.
_____	70427	New England Cap Ext 5 in. x 5 in.
GATES (hardware ordered separately)		
_____	42790	New Lexington Gate Kit (builds up to 42-1/2 in. wide gate)
_____	70033F	New Lexington Gate Extension Kit (builds up to 72 in. gate) gate kit must also be ordered
_____	437085	New Lexington Preassembled Gate 42-1/2 in. Wide
_____	457085	New Lexington Preassembled Gate 50-1/2 in. Wide
_____	447085	New Lexington Preassembled Gate 65-1/4 in. Wide
_____	70095	Aluminum 5 in. x 5 in. x 94 in. Gate Post Stiffener
_____	27635	Drop Pin Kit
_____	27742	5 ft. to 6 ft. Height Gate Hardware (self-closing hinges and latch)
_____	27745	Deluxe Key Entry Nylon Gate Hardware (5 ft. and 6 ft. height fence)
_____	27752	Plus Key Entry Nylon Gate Hardware (5 ft. and 6 ft. height fence)
_____	27747	LokkLatch Magnetic Gate Hardware (5 ft. and 6 ft. height fence)
_____	27731	Standard Stainless Steel Gate Hardware Pebble Black Finish
<i>Note: Gate kits include (2) 2-1/2 in. x 4 in. up-rights, caps and screws. Rails and pickets ordered separately.</i>		
OPTIONAL/EXTRA MATERIAL		
_____	70093F	Steel Reinforcement Channel x 90-3/4 in. for 1-1/2 in. x 5-1/2 in. Rail
_____	629294	New Lexington 1-1/2 in. x 5-1/2 in. x 95 in. Deco Top Rail
_____	629295	New Lexington 1-1/2 in. x 5-1/2 in. x 95 in. Deco Bottom Rail with Steel
_____	60783P	Lock Rings (order 2 per rail) Qty: 24
_____	479052F	New Lexington Fence Fill Kit 5/8 in. x 11-3/8 in. x 51-3/4 in. Tongue and Groove (8 pc)
_____	71414	2 in. EZ Set Post Brackets (pair with hardware - optional)
_____	17961	End Channel 5/8 in. x 1 in. x 60-7/8 in.

Note: End channels must be attached to posts.

- A TOP RAIL** PALLET QUANTITY = 96
1-1/2" x 5-1/2" x 95" Deco rail ribbed.
- B PICKETS** PALLET QUANTITY = 16 Fill Kits
Section includes 8 pickets of 5/8" x 11-3/8" x 51-3/4"
- C END CHANNEL**
SUPPLIED: 5/8" x 1" x 60-7/8"
FIELD CUT: 5/8" x 1" x 48-7/8"
- D BOTTOM RAIL** PALLET QUANTITY = 96
1-1/2" x 5-1/2" x 95" Deco rail ribbed.
Includes steel channel.
- E POST** PALLET QUANTITY = 48
5" x 5" x 96"

Racks up to 7 degrees



*For Almond, add (AL) to item number.
 Note: Mixed color sections must be ordered as components; pricing will be higher than standard sections.*

QUANTITY	PRODUCT NUMBER	DESCRIPTION
----------	----------------	-------------

FENCE SECTIONS

218002 New Lexington Fence Section (6 ft. x 8 ft.)

Note: Fence section includes A, B, C, D and section hardware. Post and caps sold separately.

5 IN. X 5 IN. POSTS

536014 Corner Post 5 in. x 5 in. x 107 in.
 536024 Line Post 5 in. x 5 in. x 107 in.
 536034 End Post 5 in. x 5 in. x 107 in.
 539108 Blank Post 5 in. x 5 in. x 107 in.

POST CAPS

70493 Ball Cap 5 in. x 5 in.
 70416 Gothic Cap Ext 5 in. x 5 in.
 70417 Flat Cap Int 5 in. x 5 in.
 70418 Flat Cap Ext 5 in. x 5 in.
 70427 New England Cap Ext 5 in. x 5 in.

GATES (hardware ordered separately)

42736 New Lexington Gate Kit (builds up to 42-1/2 in. wide gate)
 70033F New Lexington Gate Extension Kit (builds up to 72 in. gate) gate kit must also be ordered
 437070 New Lexington Preassembled Gate 42-1/2 in. Wide
 457070 New Lexington Preassembled Gate 50-1/2 in. Wide
 447070 New Lexington Preassembled Gate 65-1/4 in. Wide
 70106 Aluminum 5 in. x 5 in. x 106 in. Gate Post Stiffener
 70095 Aluminum 5 in. x 5 in. x 94 in. Gate Post Stiffener
 27635 Drop Pin Kit
 27742 5 ft. to 6 ft. Height Gate Hardware (self-closing hinges and latch)
 27745 Deluxe Key Entry Nylon Gate Hardware (5 ft. and 6 ft. height fence)
 27752 Plus Key Entry Nylon Gate Hardware (5 ft. and 6 ft. height fence)
 27747 LOKK Latch Magnetic Gate Hardware (5 ft. and 6 ft. height fence)
 27731 Standard Stainless Steel Gate Hardware Pebble Black Finish

Note: Gate kits include (2) 2-1/2 in. x 4 in. up-rights, caps, and screws. Rails and pickets ordered separately.

OPTIONAL/EXTRA MATERIAL

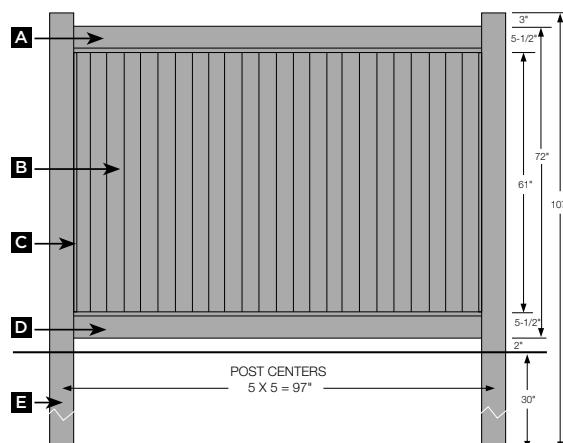
70093F Steel Reinforcement Channel x 90-3/4 in. for 1-1/2 in. x 5-1/2 in. Rail
 629294 New Lexington 1-1/2 in. x 5-1/2 in. x 95 in. Deco Top Rail
 629295 New Lexington 1-1/2 in. x 5-1/2 in. x 95 in. Deco Bottom Rail with Steel
 60783P Lock Rings (order 2 per rail) Qty: 24
 479063F New Lexington Fence Fill Kit 5/8 in. x 11-3/8 in. x 63-3/4 in. Tongue and Groove (8 pc)
 71414 2 in. EZ Set Post Brackets (pair with hardware - optional)
 479072 New Lexington 5/8 in. x 11-3/8 in. x 72 in. Tongue and Groove Picket
 17961 End Channel 5/8 in. x 1 in. x 60-7/8 in.
 70787P #8 x 1-1/2 in. Stainless Steel Screw Qty: 100
 70792P Snap Cap Washer Qty: 100
 70793P Snap Cap Qty: 100

Note: End channels must be attached to posts.

For improved wind performance, please refer to the Bufftech installation instructions.

- A TOP RAIL** PALLET QUANTITY = 96
1-1/2" x 5-1/2" x 95" Deco rail ribbed.
- B PICKETS** PALLET QUANTITY = 16 Fill Kits
Section includes 8 pickets of 5/8" x 11-3/8" x 63-3/4"
- C END CHANNEL**
5/8" x 1" x 60-7/8"
- D BOTTOM RAIL** PALLET QUANTITY = 96
1-1/2" x 5-1/2" x 95" Deco rail ribbed.
Includes steel channel.
- E POST** PALLET QUANTITY = 48
5" x 5" x 107"
5" x 5" x 96"

Racks up to 7 degrees



**Privacy
New Lexington S Curve**

**6 ft. High / 8 ft. Wide / 24 in.
Drop**

Select one of the available colors
 Almond White

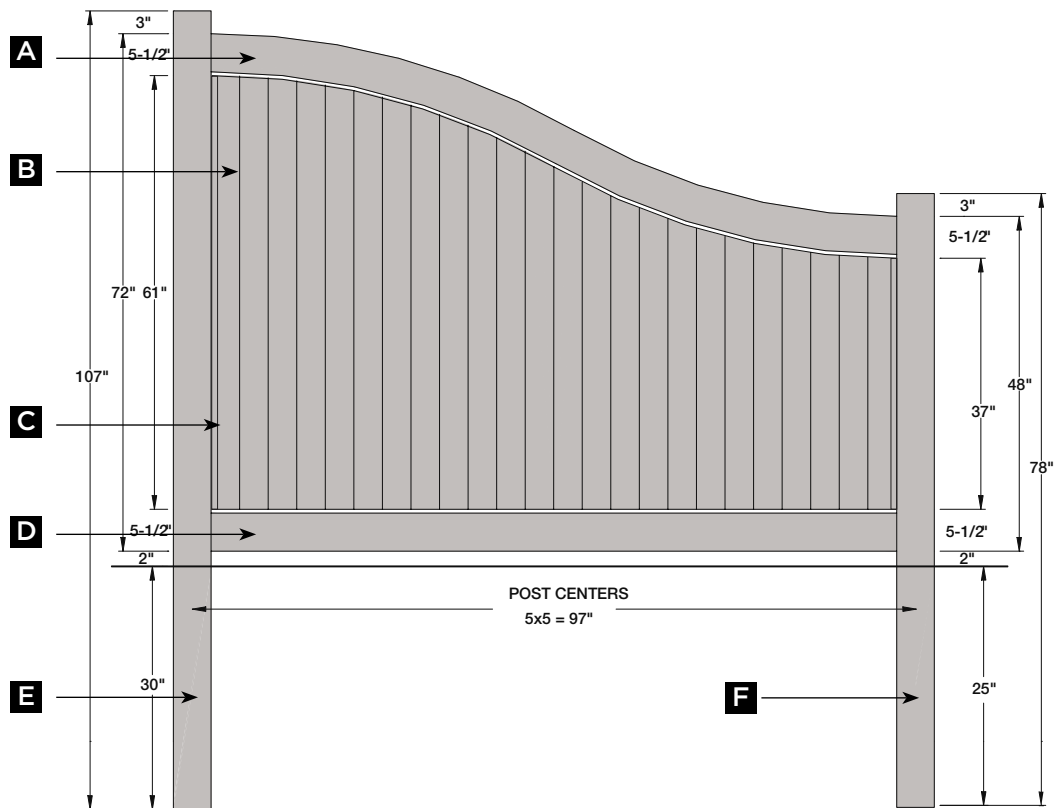
For Almond, add (AL) to item number.

Note: Mixed color sections must be ordered as components; pricing will be higher than standard sections.

QUANTITY	PRODUCT NUMBER	DESCRIPTION
FENCE SECTIONS		
_____	218101	New Lexington Fence Section with S Curve (6 ft. x 8 ft. with 24 in. drop)
<i>Note: Fence section includes A, B, C, D and section hardware. Post and caps sold separately. Curved rail pre-cut for 8 ft. panel; pickets must be field cut. Post for S Curve is standard Lexington post.</i>		
5 IN. X 5 IN. POSTS - 6 FT. END		
_____	536014	Corner Post 5 in. x 5 in. x 107 in.
_____	536024	Line Post 5 in. x 5 in. x 107 in.
_____	536034	End Post 5 in. x 5 in. x 107 in.
_____	539108	Blank Post 5 in. x 5 in. x 107 in.
5 IN. X 5 IN. POSTS - 4 FT. END		
_____	535414	Corner Post 5 in. x 5 in. x 78 in.
_____	535424	Line Post 5 in. x 5 in. x 78 in.
_____	535434	End Post 5 in. x 5 in. x 78 in.
_____	539078	Blank Post 5 in. x 5 in. x 78 in.
POST CAPS		
_____	70493	Ball Cap 5 in. x 5 in.
_____	70416	Gothic Cap Ext 5 in. x 5 in.
_____	70417	Flat Cap Int 5 in. x 5 in.
_____	70418	Flat Cap Ext 5 in. x 5 in.
_____	70427	New England Cap Ext 5 in. x 5 in.
OPTIONAL/EXTRA MATERIAL		
_____	70093F	Steel Reinforcement Channel x 90-3/4 in. for 1-1/2 in. x 5-1/2 in. Rail
_____	629321	1-1/2 in. x 5-1/2 in. x 108 in. Deco S Curve Top Rail
_____	629295	New Lexington 1-1/2 in. x 5-1/2 in. x 95 in. Deco Bottom Rail with Steel
_____	60783P	Lock Rings (order 2 per rail) Qty: 24
_____	479063F	New Lexington Fence Fill Kit 5/8 in. x 11-3/8 in. x 63-3/4 in. Tongue and Groove (8 pc)
_____	71414	2 in. EZ Set Post Brackets (pair with hardware - optional)
_____	17961	End Channel 5/8 in. x 1 in. x 60-7/8 in.

Note: End channels must be attached to posts. Pickets require field cutting.

- A TOP RAIL**
1-1/2" x 5-1/2" x 108"
S Curve Deco rail ribbed.
- B PICKETS**
Section includes
8 pickets of
5/8" x 11-3/8" x 63-3/4"
- C END CHANNEL**
5/8" x 1" x 60-7/8"
- D BOTTOM RAIL**
1-1/2" x 5-1/2" x 95"
Deco rail ribbed.
Includes steel channel.
- E POST**
5" x 5" x 96"
- F POST**
5" x 5" x 72"



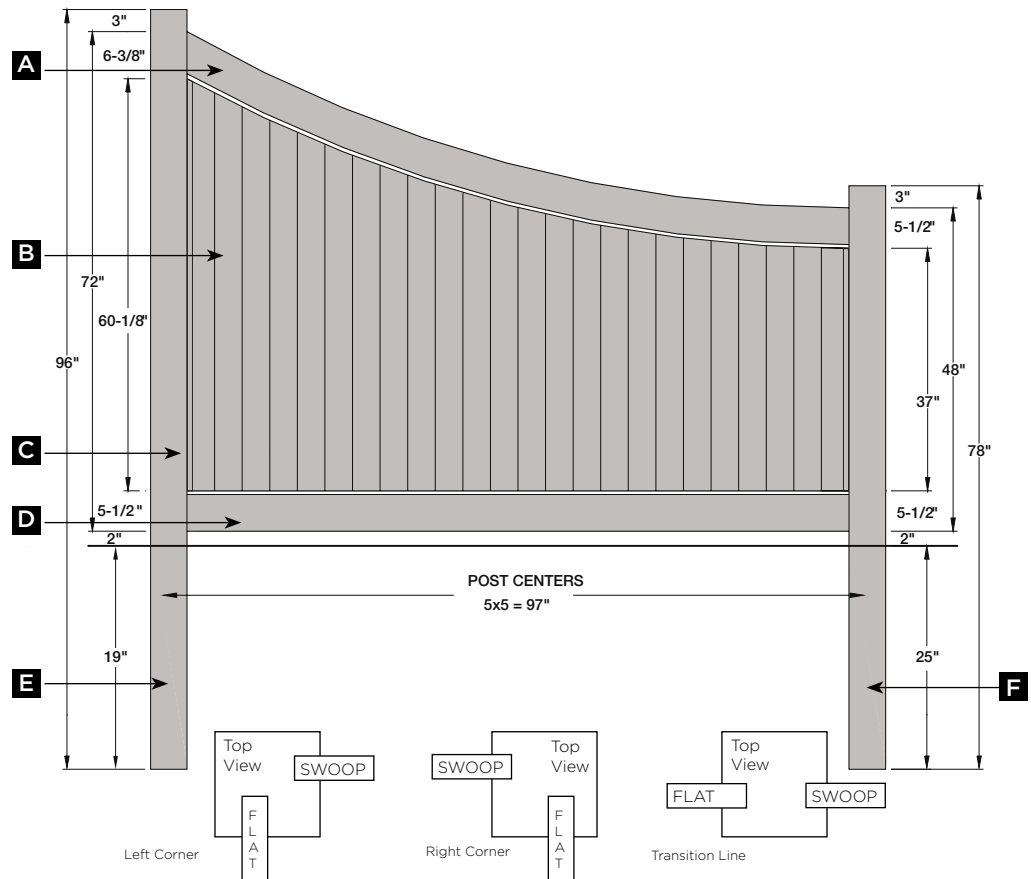
For Almond, add (AL) to item number.

Note: Mixed color sections must be ordered as components; pricing will be higher than standard sections.

QUANTITY	PRODUCT NUMBER	DESCRIPTION
FENCE SECTIONS		
	218201	New Lexington Fence Section with Swoop Top Rail (6 ft. x 8 ft. with 24 in. drop)
<i>Note: Fence section includes A, B, C, D and section hardware. Post and caps sold separately. Curved rail pre-cut for 8 ft. panel. Pickets must be field cut. Swoop posts are routed special; see top view illustrations.</i>		
5 IN. X 5 IN. POSTS - 6 FT. END		
	535501L	Transition Left Corner Post 5 in. x 5 in. x 96 in.
	535501R	Transition Right Corner Post 5 in. x 5 in. x 96 in.
	535502	Transition Line Post 5 in. x 5 in. x 96 in.
	535503	Transition End Post 5 in. x 5 in. x 96 in.
	539096	Blank Post 5 in. x 5 in. x 96 in.
5 IN. X 5 IN. POSTS - 4 FT. END		
	535414	Corner Post 5 in. x 5 in. x 78 in.
	535424	Line Post 5 in. x 5 in. x 78 in.
	535434	End Post 5 in. x 5 in. x 78 in.
	539078	Blank Post 5 in. x 5 in. x 78 in.
POST CAPS		
	70493	Ball Cap 5 in. x 5 in.
	70416	Gothic Cap Ext 5 in. x 5 in.
	70417	Flat Cap Int 5 in. x 5 in.
	70418	Flat Cap Ext 5 in. x 5 in.
	70427	New England Cap Ext 5 in. x 5 in.
OPTIONAL/EXTRA MATERIAL		
	70093F	Steel Reinforcement Channel x 90-3/4 in. for 1-1/2 in. x 5-1/2 in. Rail
	629301	1-1/2 in. x 5-1/2 in. x 108 in. Deco Swoop Rail
	629295	New Lexington 1-1/2 in. x 5-1/2 in. x 95 in. Deco Bottom Rail with Steel
	60783P	Lock Rings (order 2 per rail) Qty: 24
	479063F	New Lexington Fence Fill Kit 5/8 in. x 11-3/8 in. x 63-3/4 in. Tongue and Groove (8 pc)
	71414	2 in. EZ Set Post Brackets (pair with hardware - optional)
	17961	End Channel 5/8 in. x 1 in. x 60-7/8 in.

Note: End channels must be attached to posts. Pickets require field cutting.

- A TOP RAIL**
1-1/2" x 5-1/2" x 108"
Swoop Deco rail ribbed.
- B PICKETS**
Section includes 8 pickets of
5/8" x 11-3/8" x 63-3/4"
- C END CHANNEL**
SUPPLIED: 5/8" x 1" x 60-7/8"
FIELD CUT: 5/8" x 1" x 60"
- D BOTTOM RAIL**
1-1/2" x 5-1/2" x 95"
Deco rail ribbed.
Includes steel channel.
- E POST**
5" x 5" x 96"
- F POST**
5" x 5" x 78"



For Almond, add (AL) to item number.

Note: Mixed color sections must be ordered as components; pricing will be higher than standard sections.

QUANTITY	PRODUCT NUMBER	DESCRIPTION
FENCE SECTIONS		
_____	218014	New Lexington Fence Section with Lattice Accent (6 ft. x 8 ft.)
<i>Note: Fence section includes A, B, C, D, E, F and section hardware. Post and caps sold separately.</i>		
5 IN. X 5 IN. POSTS		
_____	536114	Corner Post 5 in. x 5 in. x 107 in.
_____	536124	Line Post 5 in. x 5 in. x 107 in.
_____	536134	End Post 5 in. x 5 in. x 107 in.
_____	539108	Blank Post 5 in. x 5 in. x 107 in.
_____	71106	Aluminum 5 in. x 5 in. x 106 in. Line Post Stiffener
POST CAPS		
_____	70493	Ball Cap 5 in. x 5 in.
_____	70416	Gothic Cap Ext 5 in. x 5 in.
_____	70417	Flat Cap Int 5 in. x 5 in.
_____	70418	Flat Cap Ext 5 in. x 5 in.
_____	70427	New England Cap Ext 5 in. x 5 in.
GATES (hardware ordered separately)		
_____	42742	New Lexington Gate Kit with Accent (builds up to 42-1/2 in. wide gate)
_____	70033F	New Lexington Gate Extension Kit (builds up to 72 in. gate) gate kit must also be ordered
_____	437080	New Lexington Preassembled Gate with Lattice 42-1/2 in. Wide
_____	457080	New Lexington Preassembled Gate with Lattice 50-1/2 in. Wide
_____	447080	New Lexington Preassembled Gate with Lattice 65-1/4 in. Wide
_____	70095	Aluminum 5 in. x 5 in. x 94 in. Gate Post Stiffener
_____	70106	Aluminum 5 in. x 5 in. x 106 in. Gate Post Stiffener
_____	27635	Drop Pin Kit
_____	27742	5 ft. to 6 ft. Height Gate Hardware (self-closing hinges and latch)
_____	27745	Deluxe Key Entry Nylon Gate Hardware (5 ft. and 6 ft. height fence)
_____	27752	Plus Key Entry Nylon Gate Hardware (5 ft. and 6 ft. height fence)
_____	27747	LokkLatch Magnetic Gate Hardware (5 ft. and 6 ft. height fence)
_____	27731	Standard Stainless Steel Gate Hardware Pebble Black Finish
<i>Note: Gate kits include (2) 2-1/2 in. x 4 in. up-rights, caps and screws. Rails and pickets ordered separately.</i>		
OPTIONAL/EXTRA MATERIAL		
_____	70093F	Steel Reinforcement Channel x 90-3/4 in. for 1-1/2 in. x 5-1/2 in. Rail
_____	629293	New Lexington 1-1/2 in. x 5-1/2 in. x 95 in. Deco Top Rail for Lattice
_____	629295	New Lexington 1-1/2 in. x 5-1/2 in. x 95 in. Deco Bottom Rail with Steel
_____	60783P	Lock Rings (order 2 per rail) Qty: 24
_____	479050F	New Lexington Fence Fill Kit 5/8 in. x 11-3/8 in. x 50-3/4 in. Tongue and Groove (8 pc)
_____	71414	2 in. EZ Set Post Brackets (pair with hardware - optional)
_____	444132	New Lexington Lattice Panel 15 in. x 91 in.
_____	37495	1-1/2 in. x 1-1/2 in. x 94-1/2 in. Accent Rail
_____	17961	End Channel 5/8 in. x 1 in. x 60-7/8 in.

Note: End channels must be attached to post.

A TOP ACCENT RAIL
 PALLET QUANTITY = 378
 1-1/2" x 1-1/2" x 94-1/2"

B LATTICE PANEL
 1 piece of 15" x 91-7/8"

C TOP RAIL
 PALLET QUANTITY = 96
 1-1/2" x 5-1/2" x 95"
 Deco rail ribbed.

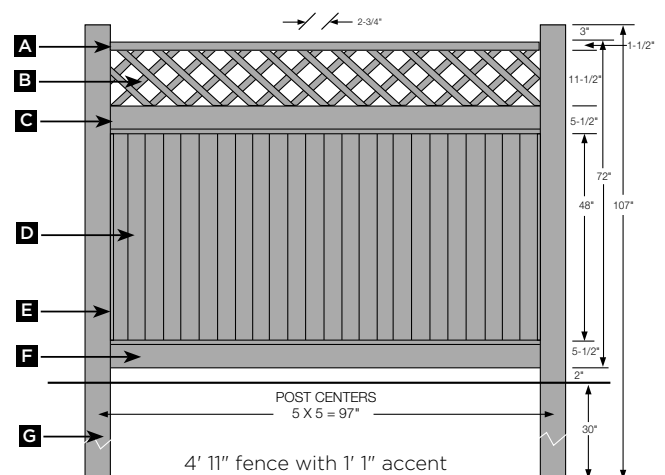
D PICKETS
 PALLET QUANTITY = 16 fill kits
 Section includes 8 pickets of
 5/8" x 11-3/8" x 50-3/4"

E END CHANNEL
 Supplied: 5/8" x 1" x 60-7/8"
 Field cut: 5/8" x 1" x 47-7/8"

F BOTTOM RAIL
 PALLET QUANTITY = 96
 1-1/2" x 5-1/2" x 95"
 Deco rail ribbed.
 Includes steel channel.

G POST
 PALLET QUANTITY = 48
 5" x 5" x 107"

Racks up to 7 degrees*
***Accents will reduce the degree of rack**



For Almond, add AL to item number.

Note: Mixed color sections must be ordered as components; pricing will be higher than standard sections.

QUANTITY	PRODUCT NUMBER	DESCRIPTION
FENCE SECTIONS		
_____	218010	New Lexington Fence Section with Victorian Accent (6 ft. x 8 ft.)

Note: Fence section includes A, B, C, D, E, F and section hardware. Post and caps sold separately.

5 IN. X 5 IN. POSTS		
_____	536114	Corner Post 5 in. x 5 in. x 107 in.
_____	536124	Line Post 5 in. x 5 in. x 107 in.
_____	536134	End Post 5 in. x 5 in. x 107 in.
_____	539108	Blank Post 5 in. x 5 in. x 107 in.
_____	71106	Aluminum 5 in. x 5 in. x 106 in. Line Post Stiffener

POST CAPS		
_____	70493	Ball Cap 5 in. x 5 in.
_____	70416	Gothic Cap Ext 5 in. x 5 in.
_____	70417	Flat Cap Int 5 in. x 5 in.
_____	70418	Flat Cap Ext 5 in. x 5 in.
_____	70427	New England Cap Ext 5 in. x 5 in.

GATES (hardware ordered separately)		
_____	42742	New Lexington Gate Kit with Accent (builds up to 42-1/2 in. wide gate)
_____	70033F	New Lexington Gate Extension Kit (builds up to 72 in. gate) gate kit must also be ordered
_____	437086	Preassembled Gate with Victorian Accent 42-1/2 in. Wide
_____	457086	Preassembled Gate with Victorian Accent 50-1/2 in. Wide
_____	447086	Preassembled Gate with Victorian Accent 65-1/4 in. Wide
_____	70106	Aluminum 5 in. x 5 in. x 106 in. Gate Post Stiffener
_____	27635	Drop Pin Kit
_____	27742	5 ft. to 6 ft. Height Gate Hardware (self-closing hinges and latch)
_____	27745	Deluxe Key Entry Nylon Gate Hardware (5 ft. and 6 ft. height fence)
_____	27752	Plus Key Entry Nylon Gate Hardware (5 ft. and 6 ft. height fence)
_____	27747	LokkLatch Magnetic Gate Hardware (5 ft. and 6 ft. height fence)
_____	27731	Standard Stainless Steel Gate Hardware Pebble Black Finish

Note: Gate kits include (2) 2-1/2 in. x 4 in. up-rights, caps and screws. Rails and pickets ordered separately.

OPTIONAL/EXTRA MATERIAL		
_____	70093F	Steel Reinforcement Channel x 90-3/4 in. for 1-1/2 in. x 5-1/2 in. Rail
_____	629096	New Lexington 1-1/2 in. x 5-1/2 in. x 95 in. Deco Top Rail - Victorian Accent
_____	629295	New Lexington 1-1/2 in. x 5-1/2 in. x 95 in. Deco Bottom Rail with Steel
_____	60783P	Lock Rings (order 2 per rail) Qty: 24
_____	479050F	New Lexington Fence Fill Kit 5/8 in. x 11-3/8 in. x 50-3/4 in. Tongue and Groove (8 pc)
_____	319015	7/8 in. x 1-1/2 in. x 14-7/8 in. Accent Picket
_____	37794	1-1/2 in. x 1-1/2 in. x 94-1/2 in. Victorian Accent Rail
_____	71414	2 in. EZ Set Post Brackets (pair with hardware - optional)
_____	17961	End Channel 5/8 in. x 1 in. x 60-7/8 in.

Note: End channels must be attached to posts.

A TOP ACCENT RAIL
PALLET QUANTITY = 378
1-1/2" x 1-1/2" x 94-1/2"

B ACCENT PANEL
17 pieces of
7/8" x 1-1/2" x 14-7/8"

C TOP RAIL
PALLET QUANTITY = 96
1-1/2" x 5-1/2" x 95"
Deco rail ribbed.

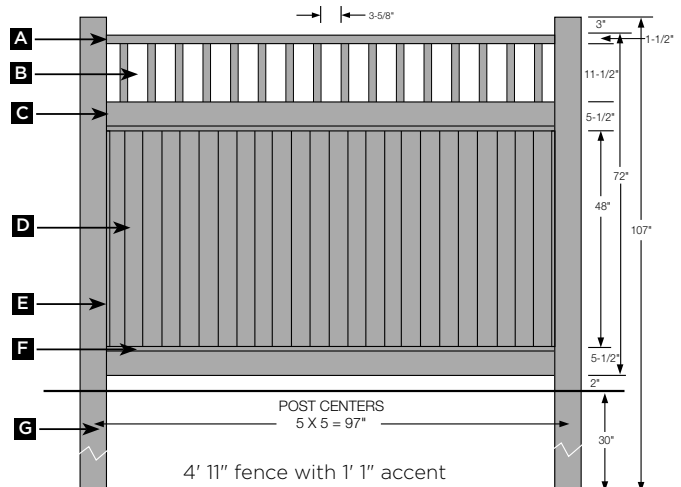
D PICKETS PALLET QUANTITY = 16 fill kits
Section includes 8 pickets.
5/8" x 11-3/8" x 50-3/4"

E END CHANNEL
SUPPLIED: 5/8" x 1" x 60-7/8"
FIELD CUT: 5/8" x 1" x 47-7/8"

F BOTTOM RAIL
PALLET QUANTITY = 96
1-1/2" x 5-1/2" x 95"
Deco rail ribbed.
Includes steel channel.

G POST
PALLET QUANTITY = 48
5" x 5" x 107"

Racks up to 7 degrees*
***Accents will reduce the degree of rack**



For colors, add color letters to item number: Almond (AL), Clay (C).

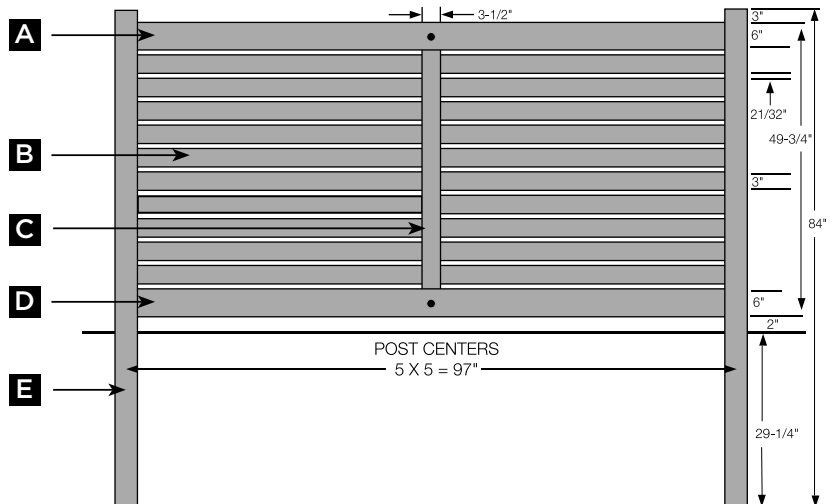
Note: Mixed color sections must be ordered as components; pricing will be higher than standard sections.

QUANTITY	PRODUCT NUMBER	DESCRIPTION
FENCE SECTIONS		
_____	20204	Breezewood Fence Section (4 ft. x 8 ft.)
<i>Note: Fence section includes A, B, C, D and section hardware. Posts and caps sold separately.</i>		
5 IN. X 5 IN. POSTS		
_____	65741	Corner Post 5 in. x 5 in. x 84 in.
_____	65742	Line Post 5 in. x 5 in. x 84 in.
_____	65743	End Post 5 in. x 5 in. x 84 in.
_____	539084	Blank Post 5 in. x 5 in. x 84 in.
POST CAPS		
_____	70493	Ball Cap 5 in. x 5 in.
_____	70416	Gothic Cap Ext 5 in. x 5 in.
_____	70418	Flat Cap Ext 5 in. x 5 in.
_____	70427	New England Cap Ext 5 in. x 5 in.
GATES (hardware ordered separately)		
_____	32982	Gate Kit (builds up to 50 in. wide gate)
_____	70031	Gate Extension Kit (builds up to 60 in. gate) gate kit must also be ordered
_____	337094	Breezewood Preassembled Gate 50 in. Wide
_____	70095	Aluminum 5 in. x 5 in. x 94 in. Gate Post Stiffener
_____	27635	Drop Pin Kit
_____	27742	5 ft. to 6 ft. Height Gate Hardware (self-closing hinges and latch)
_____	27745	Deluxe Key Entry Nylon Gate Hardware (5 ft. and 6 ft. height fence)
_____	27752	Plus Key Entry Nylon Gate Hardware (5 ft. and 6 ft. height fence)
_____	27747	LokkLatch Magnetic Gate Hardware (5 ft. and 6 ft. height fence)
_____	27731	Standard Stainless Steel Gate Hardware Pebble Black Finish
<i>Note: Gate kits include (2) 2-1/2 in. x 4 in. up-rights, caps and screws. Rails and pickets ordered separately.</i>		
OPTIONAL/EXTRA MATERIAL		
_____	70090	Steel Reinforcement Channel x 92 in. for 2 in. x 6 in. Rail
_____	589932	Breezewood Top Rail 2 in. x 6 in. x 95 in.
_____	584932	Breezewood Top/Bottom Rail with Steel 2 in. x 6 in. x 95 in.
_____	289564	Breezewood Mid Brace 2 in. x 4 in. x 63-3/8
_____	349596	Picket 7/8 in. x 3 in. x 96 in. Crimped
_____	60783P	Lock Rings (order 2 per rail) Qty: 24

Note: Center brace must be attached to top and bottom rail.

Note: 2" x 4" = 1-3/4" x 3-1/2"

- A TOP RAIL**
 PALLET QUANTITY = 84
 2" x 6" x 95"
 Note: Clay color includes steel in top rail.
- B PICKETS** PALLET QUANTITY = 480
 10 pieces of 7/8" x 3" x 96"
- C MID-BRACE** PALLET QUANTITY = 138
 2" x 4" x 41-5/32"
- D BOTTOM RAIL** PALLET QUANTITY = 84
 2" x 6" x 95"
 Includes steel channel.
- E POST** PALLET QUANTITY = 48
 5" x 5" x 84"



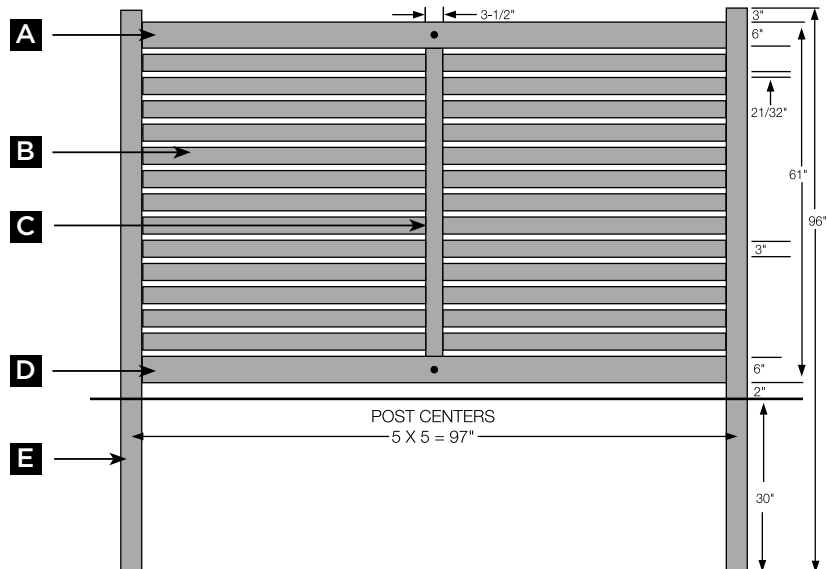
For colors, add color letters to item number: Almond (AL), Clay (C).

Note: Mixed color sections must be ordered as components; pricing will be higher than standard sections.

QUANTITY	PRODUCT NUMBER	DESCRIPTION
FENCE SECTIONS		
_____	20205	Breezewood Fence Section (5 ft. x 8 ft.)
Note: Fence section includes A, B, C, D and section hardware. Posts and caps sold separately.		
5 IN. X 5 IN. POSTS		
_____	65751	Corner Post 5 in. x 5 in. x 96 in.
_____	65752	Line Post 5 in. x 5 in. x 96 in.
_____	65753	End Post 5 in. x 5 in. x 96 in.
_____	679096	Blank Post Heavy Wall 5 in. x 5 in. x 96 in.
POST CAPS		
_____	70493	Ball Cap 5 in. x 5 in.
_____	70416	Gothic Cap Ext 5 in. x 5 in.
_____	70418	Flat Cap Ext 5 in. x 5 in.
_____	70427	New England Cap Ext 5 in. x 5 in.
GATES (hardware ordered separately)		
_____	32983	Gate Kit (builds up to 50 in. wide gate)
_____	70031	Gate Extension Kit (builds up to 60 in. gate) gate kit must also be ordered
_____	337095	Breezewood Preassembled Gate 50 in. Wide
_____	70095	Aluminum 5 in. x 5 in. x 94 in. Gate Post Stiffener
_____	27635	Drop Pin Kit
_____	27742	5 ft. to 6 ft. Height Gate Hardware (self-closing hinges and latch)
_____	27745	Deluxe Key Entry Nylon Gate Hardware (5 ft. and 6 ft. height fence)
_____	27752	Plus Key Entry Nylon Gate Hardware (5 ft. and 6 ft. height fence)
_____	27747	LokkLatch Magnetic Gate Hardware (5 ft. and 6 ft. height fence)
_____	27731	Standard Stainless Steel Gate Hardware Pebble Black Finish
Note: Gate kits include (2) 2-1/2 in. x 4 in. up-rights, caps and screws. Rails and pickets ordered separately.		
OPTIONAL/EXTRA MATERIAL		
_____	70090	Steel Reinforcement Channel x 92 in. for 2 in. x 6 in. Rail
_____	589932	Breezewood Top Rail 2 in. x 6 in. x 95 in.
_____	584932	Breezewood Top/Bottom Rail with Steel 2 in. x 6 in. x 95 in.
_____	289553	Breezewood Mid Brace 2 in. x 4 in. x 52-5/8
_____	349596	Picket 7/8 in. x 3 in. x 96 in. Crimped
_____	60783P	Lock Rings (order 2 per rail) Qty: 24
Note: Center brace must be attached to top and bottom rail.		

Note: 2" x 4" = 1-3/4" x 3-1/2"

- A TOP RAIL**
PALLET QUANTITY = 84
2" x 6" x 95"
Note: Clay color includes steel in top rail.
- B PICKETS**
PALLET QUANTITY = 480
13 pickets of 7/8" x 3" x 96"
- C MID-BRACE**
PALLET QUANTITY = 138
2" x 4" x 52-5/8"
- D BOTTOM RAIL**
PALLET QUANTITY = 84
2" x 6" x 95"
Includes steel channel.
- E POST**
PALLET QUANTITY = 48
5" x 5" x 96"




Note: Mixed color sections must be ordered as components; pricing will be higher than standard sections.

QUANTITY	PRODUCT NUMBER	DESCRIPTION
FENCE SECTIONS		
_____	20206	Breezewood Fence Section (6 ft. x 8 ft.)
<i>Note: Fence section includes A, B, C, D and section hardware. Posts and caps sold separately.</i>		
5 IN. X 5 IN. POSTS		
_____	65761	Corner Post 5 in. x 5 in. x 107 in.
_____	65762	Line Post 5 in. x 5 in. x 107 in.
_____	71106	Aluminum 5 in. x 5 in. x 106 in. Line Post Stiffener
_____	65763	End Post 5 in. x 5 in. x 107 in.
_____	679108	Smooth Blank Post Heavy Wall 5 in. x 5 in. x 107 in.
POST CAPS		
_____	70493	Ball Cap 5 in. x 5 in.
_____	70416	Gothic Cap Ext 5 in. x 5 in.
_____	70418	Flat Cap Ext 5 in. x 5 in.
_____	70427	New England Cap Ext 5 in. x 5 in.
GATES (hardware ordered separately)		
_____	32984	Gate Kit (builds up to 50 in. wide gate)
_____	70031	Gate Extension Kit (builds up to 60 in. gate) gate kit must also be ordered
_____	337096	Breezewood Preassembled Gate 50 in. Wide
_____	70106	Aluminum 5 in. x 5 in. x 106 in. Gate Post Stiffener
_____	27635	Drop Pin Kit
_____	27742	5 ft. to 6 ft. Height Gate Hardware (self-closing hinges and latch)
_____	27745	Deluxe Key Entry Nylon Gate Hardware (5 ft. and 6 ft. height fence)
_____	27752	Plus Key Entry Nylon Gate Hardware (5 ft. and 6 ft. height fence)
_____	27747	LokkLatch Magnetic Gate Hardware (5 ft. and 6 ft. height fence)
_____	27731	Standard Stainless Steel Gate Hardware Pebble Black Finish
<i>Note: Gate kits include (2) 2-1/2 in. x 4 in. up-rights, caps and screws. Rails and pickets ordered separately.</i>		
OPTIONAL/EXTRA MATERIALS		
_____	70090	Steel Reinforcement Channel x 92 in. for 2 in. x 6 in. Rail
_____	589932	Breezewood Top Rail 2 in. x 6 in. x 95 in.
_____	584932	Breezewood Top/Bottom Rail with Steel 2 in. x 6 in. x 95 in.
_____	289564	Breezewood Mid Brace 2 in. x 4 in. x 63-3/8
_____	349596	Picket 7/8 in. x 3 in. x 96 in. Crimped
_____	60783P	Lock Rings (order 2 per rail) Qty: 24

Note: Center brace must be attached to top and bottom rail.

Note: 2" x 4" = 1-3/4" x 3-1/2"

- A TOP RAIL**
 PALLET QUANTITY = 84
 2" x 6" x 95"
 Note: Clay color includes steel in top rail.
- B PICKETS**
 PALLET QUANTITY = 480
 16 pieces of 7/8" x 3" x 96"
- C MID-BRACE**
 PALLET QUANTITY = 138
 2" x 4" x 63-3/8"
- D BOTTOM RAIL**
 PALLET QUANTITY = 84
 2" x 6" x 95"
 Includes steel channel.
- E POST**
 PALLET QUANTITY = 48
 5" x 5" x 107"



For colors, add color letters to item number: Arctic Blend (AC4), Brazilian Blend (BR4), Sierra Blend (SB4), Weathered Blend (WB4).

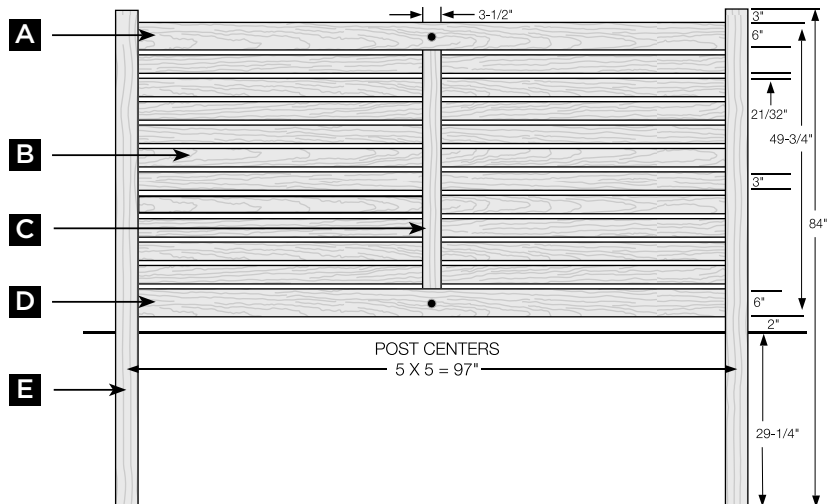
Note: Mixed color sections must be ordered as components; pricing will be higher than standard sections.

QUANTITY	PRODUCT NUMBER	DESCRIPTION
FENCE SECTIONS		
_____	30204	CertaGrain Breezewood Fence Section (4 ft. x 8 ft.)
<i>Note: Fence section includes A, B, C, D and section hardware. Posts and caps sold separately.</i>		
5 IN. X 5 IN. POSTS		
_____	75741	CertaGrain Corner Post 5 in. x 5 in. x 84 in.
_____	75742	CertaGrain Line Post 5 in. x 5 in. x 84 in.
_____	75743	CertaGrain End Post 5 in. x 5 in. x 84 in.
_____	759084	CertaGrain Blank Post 5 in. x 5 in. x 84 in.
POST CAPS		
_____	70444	CertaGrain Flat Top Cap Ext 5 in. x 5 in.
_____	70459	CertaGrain New England Cap 5 in. x 5 in.
GATES (hardware ordered separately)		
_____	42982	CertaGrain Gate Kit (builds up to 50 in. wide gate)
_____	70031	Gate Extension Kit (builds up to 60 in. gate) gate kit must also be ordered
_____	437094	Breezewood CertaGrain Preamsembled Gate 50 in. Wide
_____	70095	Aluminum 5 in. x 5 in. x 94 in. Gate Post Stiffener
_____	27635	Drop Pin Kit
_____	27742	5 ft. to 6 ft. Height Gate Hardware (self-closing hinges and latch)
_____	27745	Deluxe Key Entry Nylon Gate Hardware (5 ft. and 6 ft. height fence)
_____	27752	Plus Key Entry Nylon Gate Hardware (5 ft. and 6 ft. height fence)
_____	27747	LokkLatch Magnetic Gate Hardware (5 ft. and 6 ft. height fence)
_____	27731	Standard Stainless Steel Gate Hardware Pebble Black Finish
<i>Note: Gate kits include (2) 2-1/2 in. x 4 in. up-rights, caps and screws. Rails and pickets ordered separately.</i>		
OPTIONAL/EXTRA MATERIAL		
_____	70090	Steel Reinforcement Channel x 92 in. for 2 in. x 6 in. Rail
_____	804932	Breezewood CertaGrain Top/Bottom Rail with Steel 2 in. x 6 in. x 95 in.
_____	909542	Breezewood CertaGrain Mid Brace 2 in. x 4 in. x 41-5/32"
_____	929596	CertaGrain Picket 7/8 in. x 3 in. x 96 in. Crimped
_____	60783P	Lock Rings (order 2 per rail) Qty: 24

Note: Center brace must to attached to top and bottom rail.

Note: 2" x 4" = 1-3/4" x 3-1/2"

- A TOP RAIL**
 PALLET QUANTITY = 84
 2" x 6" x 95"
 Note: Arctic Blend, Brazilian Blend, Sierra Blend and Weathered Blend colors include steel in top rail.
- B PICKETS** PALLET QUANTITY = 480
 10 pieces of 7/8" x 3" x 96"
- C MID-BRACE** PALLET QUANTITY = 138
 2" x 4" x 41-5/32"
- D BOTTOM RAIL** PALLET QUANTITY = 84
 2" x 6" x 95"
 Includes steel channel.
- E POST** PALLET QUANTITY = 48
 5" x 5" x 84"



**Semi-Private
Breezewood with CertaGrain
Texture**

5 ft. High / 8 ft. Wide

Select one of the available colors

- Arctic Blend ■ Brazilian Blend
- Sierra Blend ■ Weathered Blend

For colors, add color letters to item number: Arctic Blend (AC4), Brazilian Blend (BR4), Sierra Blend (SB4), Weathered Blend (WB4).

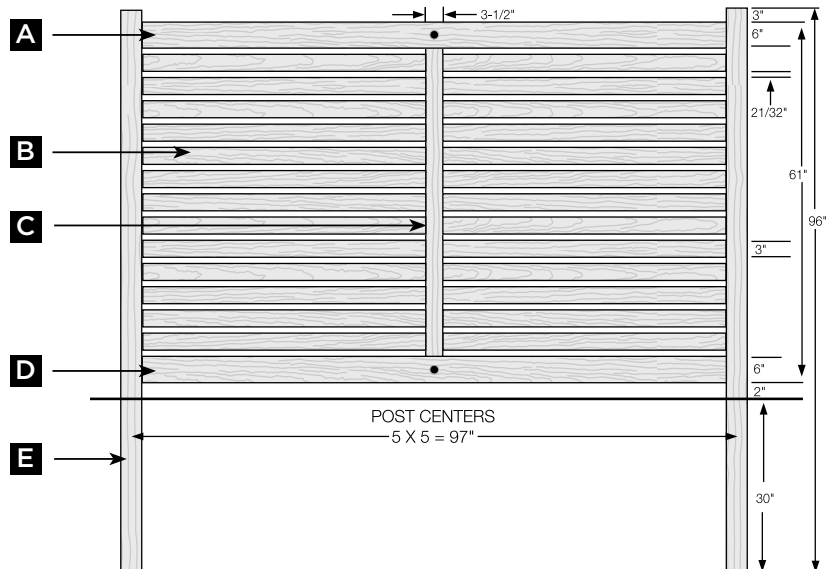
Note: Mixed color sections must be ordered as components; pricing will be higher than standard sections.

QUANTITY	PRODUCT NUMBER	DESCRIPTION
FENCE SECTIONS		
_____	30205	CertaGrain Breezewood Fence Section (5 ft. x 8 ft.)
<i>Note: Fence section includes A, B, C, D and section hardware. Posts and caps sold separately.</i>		
5 IN. X 5 IN. POSTS		
_____	75751	CertaGrain Corner Post 5 in. x 5 in. x 96 in.
_____	75752	CertaGrain Line Post 5 in. x 5 in. x 96 in.
_____	75753	CertaGrain End Post 5 in. x 5 in. x 96 in.
_____	759096	CertaGrain Blank Post Heavy Wall 5 in. x 5 in. x 96 in.
POST CAPS		
_____	70444	CertaGrain Flat Top Cap Ext 5 in. x 5 in.
_____	70459	CertaGrain New England Cap 5 in. x 5 in.
GATES (hardware ordered separately)		
_____	42983	CertaGrain Gate Kit (builds up to 50 in. wide gate)
_____	70031	Gate Extension Kit (builds up to 60 in. gate) gate kit must also be ordered
_____	437095	Breezewood CertaGrain Preamsembled Gate 50 in. Wide
_____	70095	Aluminum 5 in. x 5 in. x 94 in. Gate Post Stiffener
_____	27635	Drop Pin Kit
_____	27742	5 ft. to 6 ft. Height Gate Hardware (self-closing hinges and latch)
_____	27745	Deluxe Key Entry Nylon Gate Hardware (5 ft. and 6 ft. height fence)
_____	27752	Plus Key Entry Nylon Gate Hardware (5 ft. and 6 ft. height fence)
_____	27747	LokkLatch Magnetic Gate Hardware (5 ft. and 6 ft. height fence)
_____	27731	Standard Stainless Steel Gate Hardware Pebble Black Finish
<i>Note: Gate kits include (2) 2-1/2 in. x 4 in. up-rights, caps and screws. Rails and pickets ordered separately.</i>		
OPTIONAL/EXTRA MATERIAL		
_____	70090	Steel Reinforcement Channel x 92 in. for 2 in. x 6 in. Rail
_____	804932	Breezewood CertaGrain Top/Bottom Rail with Steel 2 in. x 6 in. x 95 in.
_____	909553	Breezewood CertaGrain Mid Brace 2 in. x 4 in. x 52-5/8
_____	929596	CertaGrain Picket 7/8 in. x 3 in. x 96 in. Crimped
_____	60783P	Lock Rings (order 2 per rail) Qty: 24

Note: Center brace must to attached to top and bottom rail.

Note: 2" x 4" = 1-3/4" x 3-1/2"

- A TOP RAIL**
PALLET QUANTITY = 84
2" x 6" x 95"
Note: Arctic Blend, Brazilian Blend, Sierra Blend and Weathered Blend colors include steel in top rail.
- B PICKETS**
PALLET QUANTITY = 480
13 pickets of 7/8" x 3" x 96"
- C MID-BRACE**
PALLET QUANTITY = 138
2" x 4" x 52-5/8"
- D BOTTOM RAIL**
PALLET QUANTITY = 84
2" x 6" x 95"
Includes steel channel.
- E POST**
PALLET QUANTITY = 48
5" x 5" x 96"



**Semi-Private
Breezewood with CertaGrain
Texture**

6 ft. High / 8 ft. Wide

Select one of the available colors
 Arctic Blend Brazilian Blend
 Sierra Blend Weathered Blend

For colors, add color letters to item number: Arctic Blend (AC4), Brazilian Blend (BR4), Sierra Blend (SB4), Weathered Blend (WB4).


Note: Mixed color sections must be ordered as components; pricing will be higher than standard sections.

QUANTITY	PRODUCT NUMBER	DESCRIPTION
FENCE SECTIONS		
_____	30206	CertaGrain Breezewood Fence Section (6 ft. x 8 ft.)
<i>Note: Fence section includes A, B, C, D and section hardware. Posts and caps sold separately.</i>		
5 IN. X 5 IN. POSTS		
_____	75761	CertaGrain Corner Post 5 in. x 5 in. x 107 in.
_____	75762	CertaGrain Line Post 5 in. x 5 in. x 107 in.
_____	71106	Aluminum 5 in. x 5 in. x 106 in. Line Post Stiffener
_____	75763	CertaGrain End Post 5 in. x 5 in. x 107 in.
_____	759108	CertaGrain Blank Post Heavy Wall 5 in. x 5 in. x 107 in.
POST CAPS		
_____	70444	CertaGrain Flat Top Cap Ext 5 in. x 5 in.
_____	70459	CertaGrain New England Cap 5 in. x 5 in.
GATES (hardware ordered separately)		
_____	42984	CertaGrain Gate Kit (builds up to 50 in. wide gate)
_____	70031	Gate Extension Kit (builds up to 60 in. gate) gate kit must also be ordered
_____	437096	Breezewood CertaGrain Preamsembled Gate 50 in. Wide
_____	70106	Aluminum 5 in. x 5 in. x 106 in. Gate Post Stiffener
_____	27635	Drop Pin Kit
_____	27742	5 ft. to 6 ft. Height Gate Hardware (self-closing hinges and latch)
_____	27745	Deluxe Key Entry Nylon Gate Hardware (5 ft. and 6 ft. height fence)
_____	27752	Plus Key Entry Nylon Gate Hardware (5 ft. and 6 ft. height fence)
_____	27747	LokkLatch Magnetic Gate Hardware (5 ft. and 6 ft. height fence)
_____	27731	Standard Stainless Steel Gate Hardware Pebble Black Finish
<i>Note: Gate kits include (2) 2-1/2 in. x 4 in. up-rights, caps and screws. Rails and pickets ordered separately.</i>		
OPTIONAL/EXTRA MATERIALS		
_____	70090	Steel Reinforcement Channel x 92 in. for 2 in. x 6 in. Rail
_____	804932	Breezewood CertaGrain Top/Bottom Rail with Steel 2 in. x 6 in. x 95 in.
_____	909564	Breezewood CertaGrain Mid Brace 2 in. x 4 in. x 63-3/8
_____	929596	CertaGrain Picket 7/8 in. x 3 in. x 96 in. Crimped
_____	60783P	Lock Rings (order 2 per rail) Qty: 24

Note: Center brace must to attached to top and bottom rail.

Note: 2" x 4" = 1-3/4" x 3-1/2"

- A TOP RAIL**
 PALLET QUANTITY = 84
 2" x 6" x 95"
 Note: Arctic Blend, Brazilian Blend, Sierra Blend and Weathered Blend colors include steel in top rail.
- B PICKETS**
 PALLET QUANTITY = 480
 16 pieces of 7/8" x 3" x 96"
- C MID-BRACE**
 PALLET QUANTITY = 138
 2" x 4" x 63-3/8"
- D BOTTOM RAIL**
 PALLET QUANTITY = 84
 2" x 6" x 95"
 Includes steel channel.
- E POST**
 PALLET QUANTITY = 48
 5" x 5" x 107"



For colors, add color letters to item number: Almond (AL), Clay (C).

Note: Mixed color sections must be ordered as components; pricing will be higher than standard sections.

QUANTITY	PRODUCT NUMBER	DESCRIPTION
FENCE SECTIONS		
_____	204148	Imperial Fence Section (4 ft. x 8 ft.)
Note: Fence section includes A, B, C and section hardware. Post and caps sold separately.		
4 IN. X 4 IN. POSTS		
_____	64471	Corner Post 4 in. x 4 in. x 84 in.
_____	64472	Line Post 4 in. x 4 in. x 84 in.
_____	64473	End Post 4 in. x 4 in. x 84 in.
_____	649084	Blank Post 4 in. x 4 in. x 84 in.
POST CAPS		
_____	70409	Gothic Cap Ext 4 in. x 4 in.
_____	70492	Ball Cap 4 in. x 4 in.
_____	70411	Flat Cap Int 4 in. x 4 in.
_____	70414	Flat Cap Ext 4 in. x 4 in.
_____	70426	New England Cap 4 in. x 4 in.
GATES (hardware ordered separately)		
_____	42716	Gate Kit (builds up to 50 in. wide gate)
_____	70029	Gate Extension Kit (builds to 72 in. wide gate) gate kit must also be ordered
_____	437037	Preassembled Gate 50 in. Wide
_____	27630	MagnaLatch
_____	70082	Aluminum 4 in. x 4 in. x 82 in. Gate Post Stiffener
_____	27635	Drop Pin Kit
_____	27741	3 ft. to 4 ft. Height Gate Hardware (self-closing hinges and latch)
_____	27744	Deluxe Key Entry Nylon Gate Hardware (3 ft. and 4 ft. height fence)
_____	27751	Plus Key Entry Nylon Gate Hardware (3 ft. and 4 ft. height fence)
_____	27731	Standard Stainless Steel Gate Hardware Pebble Black Finish
Note: Gate kits include (2) 2-1/2 in. x 4 in. up-rights, caps and screws. Rails and pickets ordered separately.		
OPTIONAL/EXTRA MATERIAL		
_____	70292	Aluminum Reinforcement Channel x 92 in. or 2 in. x 4 in. (optional)
_____	70092	Steel Reinforcement Channel x 92 in. for 2 in. x 4 in. (required for top rail of WindZone system)
_____	284018	Imperial 2 in. x 4 in. x 95-1/2 in. Routed Top Rail
_____	284038	Imperial 2 in. x 4 in. x 95-1/2 in. Routed Bottom Rail with Steel
_____	349048	Picket 7/8 in. x 3 in. x 48 in.
_____	71413	1-5/8 in. EZ Set Post Brackets (pair with hardware - optional)

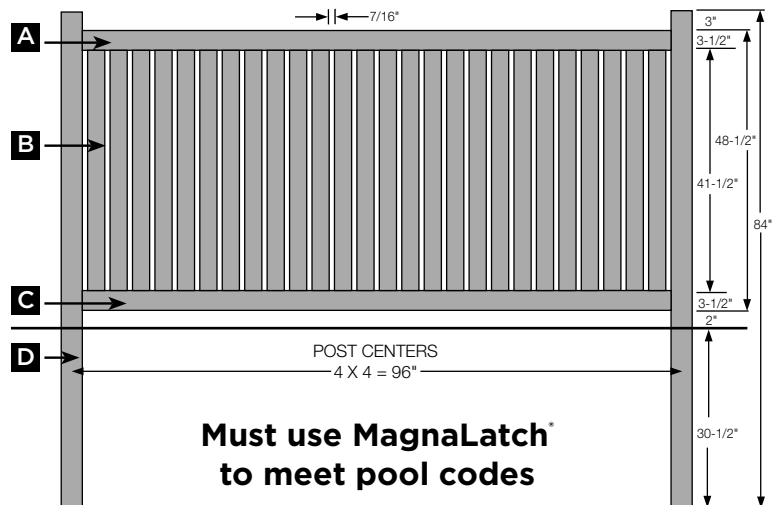
Note: 2" x 4" = 1-3/4" x 3-1/2"

- A TOP RAIL** PALLET QUANTITY = 138
2" x 4" x 95-1/2"
Clay top rail includes steel reinforcement channel.
- B PICKETS** PALLET QUANTITY = 480
26 pieces of 7/8" x 3" x 48"
- C BOTTOM RAIL**
PALLET QUANTITY = 138
2" x 4" x 95-1/2"
Includes steel reinforcement channel.
- D POST** PALLET QUANTITY = 60
4" x 4" x 84"

Racks up to 10 degrees



**MEETS
POOL
CODE**



For colors, add color letters to item number: Almond (AL), Clay (C).
 Note: Mixed color sections must be ordered as components; pricing will be higher than standard sections.

QUANTITY	PRODUCT NUMBER	DESCRIPTION
----------	----------------	-------------

FENCE SECTIONS		
	204158	Imperial Fence Section (5 ft. x 8 ft.)

Note: Fence section includes A, B, C, D and section hardware. Post and caps sold separately.

5 IN. X 5 IN. POSTS		
	52111	Corner Post 5 in. x 5 in. x 96 in.
	52112	Line Post 5 in. x 5 in. x 96 in.
	52113	End Post 5 in. x 5 in. x 96 in.
	539096	Blank Post 5 in. x 5 in. x 96 in.

POST CAPS		
	70493	Ball Cap 5 in. x 5 in.
	70416	Gothic Cap Ext 5 in. x 5 in.
	70417	Flat Cap Int 5 in. x 5 in.
	70418	Flat Cap Ext 5 in. x 5 in.
	70427	New England Cap Ext 5 in. x 5 in.

GATES (hardware ordered separately)		
	42717	Gate Kit (builds up to 50 in. wide gate)
	70029	Gate Extension Kit (builds to 72 in. wide gate) gate kit must also be ordered
	437043	Preassembled Gate 50 in. Wide
	70095	Aluminum 5 in. x 5 in. x 94 in. Gate Post Stiffener
	27635	Drop Pin Kit
	27742	5 ft. to 6 ft. Height Gate Hardware (self-closing hinges and latch)
	27745	Deluxe Key Entry Nylon Gate Hardware (5 ft. and 6 ft. height fence)
	27752	Plus Key Entry Nylon Gate Hardware (5 ft. and 6 ft. height fence)
	27747	LokkLatch Magnetic Gate Hardware (5 ft. and 6 ft. height fence)
	27731	Standard Stainless Steel Gate Hardware Pebble Black Finish

Note: Gate kits include (2) 2-1/2 in. x 4 in. up-rights, caps, and screws. Rails and pickets ordered separately.

OPTIONAL/EXTRA MATERIAL		
	70292	Aluminum Reinforcement Channel x 92 in. or 2 in. x 4 in. (optional)
	70092	Steel Reinforcement Channel x 92 in. for 2 in. x 4 in. (required for top rail of WindZone system)
	284018	Imperial 2 in. x 4 in. x 95-1/2 in. Routed Top Rail
	284038	Imperial 2 in. x 4 in. x 95-1/2 in. Routed Bottom Rail with Steel
	284118	Imperial 2 in. x 4 in. x 95-1/2 in. Routed Mid Rail
	349060	Picket 7/8 in. x 3 in. x 59-5/8 in.
	71414	2 in. EZ Set Post Brackets (pair with hardware - optional)

Note: Attach Mid Rail with supplied hardware.

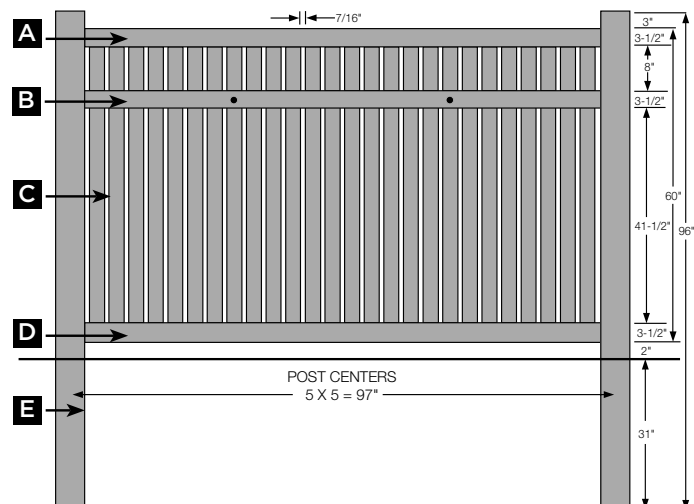
Note: 2" x 4" = 1-3/4" x 3-1/2"

- A TOP RAIL** PALLET QUANTITY = 138
2" x 4" x 95-1/2"
Clay top rail includes steel reinforcement channel.
- B MID RAIL** PALLET QUANTITY = 138
2" x 4" x 95-1/2"
- C PICKETS** PALLET QUANTITY = 480
26 pieces of 7/8" x 3" x 59-5/8"
- D BOTTOM RAIL**
PALLET QUANTITY = 138
2" x 4" x 95-1/2"
Includes steel reinforcement channel.
- E POST** PALLET QUANTITY = 48
5" x 5" x 96"

Racks up to 5 degrees



MEETS POOL CODE



Semi-Private Imperial

6 ft. High / 8 ft. Wide

Select one of the available colors
 ■ Almond ■ Clay ■ White

For colors, add color letters to item number: Almond (AL), Clay (C).
 Note: Mixed color sections must be ordered as components; pricing will be higher than standard sections.

QUANTITY	PRODUCT NUMBER	DESCRIPTION
FENCE SECTIONS		
_____	204168	Imperial Fence Section (6 ft. x 8 ft.)
<i>Note: Fence section includes A, B, C, D and section hardware. Post and caps sold separately.</i>		
5 IN. X 5 IN. POSTS		
_____	67491	Corner Post 5 in. x 5 in. x 107 in.
_____	67492	Line Post 5 in. x 5 in. x 107 in.
_____	67493	End Post 5 in. x 5 in. x 107 in.
_____	679108	Smooth Blank Post Heavy Wall 5 in. x 5 in. x 107 in.
_____	70148	Aluminum 5 in. x 5 in. x 48 in. Line Post Stiffener Kit (required for WindZone system)
POST CAPS		
_____	70493	Ball Cap 5 in. x 5 in.
_____	70416	Gothic Cap Ext 5 in. x 5 in.
_____	70418	Flat Cap Ext 5 in. x 5 in.
_____	70427	New England Cap Ext 5 in. x 5 in.
GATES (hardware ordered separately)		
_____	42718	Gate Kit (builds up to 50 in. wide gate)
_____	70029	Gate Extension Kit (builds to 72 in. wide gate) gate kit must also be ordered
_____	437049	Preassembled Gate 50 in. Wide
_____	70106	Aluminum 5 in. x 5 in. x 106 in. Gate Post Stiffener
_____	27635	Drop Pin Kit
_____	27742	5 ft. to 6 ft. Height Gate Hardware (self-closing hinges and latch)
_____	27745	Deluxe Key Entry Nylon Gate Hardware (5 ft. and 6 ft. height fence)
_____	27752	Plus Key Entry Nylon Gate Hardware (5 ft. and 6 ft. height fence)
_____	27747	LokkLatch Magnetic Gate Hardware (5 ft. and 6 ft. height fence)
_____	27731	Standard Stainless Steel Gate Hardware Pebble Black Finish
<i>Note: Gate kits include (2) 2-1/2 in. x 4 in. up-rights, caps and screws. Rails and pickets ordered separately.</i>		
OPTIONAL/EXTRA MATERIAL		
_____	70292	Aluminum Reinforcement Channel x 92 in. or 2 in. x 4 in. (optional)
_____	70092	Steel Reinforcement Channel x 92 in. for 2 in. x 4 in. (required for top rail of WindZone system)
_____	284018	Imperial 2 in. x 4 in. x 95-1/2 in. Routed Top Rail
_____	284038	Imperial 2 in. x 4 in. x 95-1/2 in. Routed Bottom Rail with Steel
_____	284118	Imperial 2 in. x 4 in. x 95-1/2 in. Routed Mid Rail
_____	349072	Picket 7/8 in. x 3 in. x 71-5/8 in.
_____	71414	2 in. EZ Set Post Brackets (pair with hardware - optional)

Note: Attach Mid Rail with supplied hardware.

Note: 2" x 4" = 1-3/4" x 3-1/2"

- A TOP RAIL** PALLET QUANTITY = 138
2" x 4" x 95-1/2"
Clay top rail includes steel reinforcement channel.
- B MID RAIL** PALLET QUANTITY = 138
2" x 4" x 95-1/2"
- C PICKETS** PALLET QUANTITY = 480
26 pieces of 7/8" x 3" x 71-5/8"
- D BOTTOM RAIL** PALLET QUANTITY = 138
2" x 4" x 95-1/2"
Includes steel reinforcement channel.
- E POST** PALLET QUANTITY = 48
5" x 5" x 107"

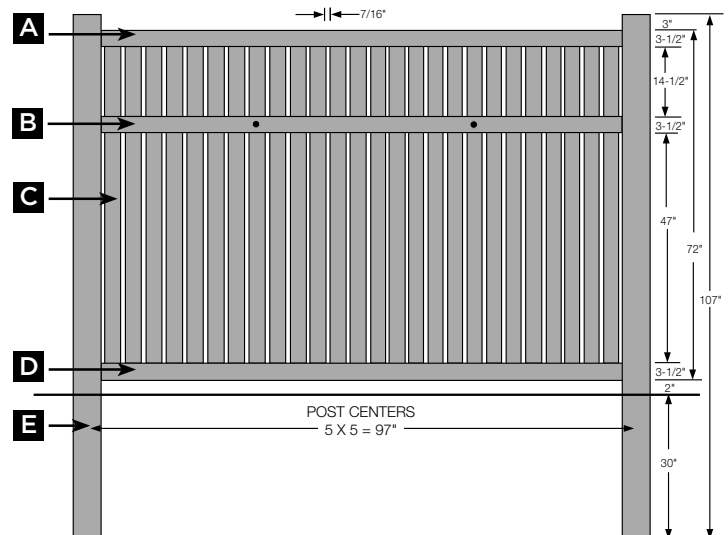
Racks up to 5 degrees



FEATURING WINDZONE TECHNOLOGY



MEETS POOL CODE



**Semi-Private
Imperial with CertaGrain Texture**

4 ft. High / 8 ft. Wide

Select one of the available colors
 ■ Arctic Blend ■ Brazilian Blend
 ■ Sierra Blend ■ Weathered Blend

For colors, add color letters to item number: Arctic Blend (AC4), Brazilian Blend (BR4), Sierra Blend (SB4), Weathered Blend (WB4).

Note: Mixed color sections must be ordered as components; pricing will be higher than standard sections.

QUANTITY	PRODUCT NUMBER	DESCRIPTION
FENCE SECTIONS		
_____	30414	Imperial with CertaGrain Texture Fence Section (4 ft. x 8 ft.)
<i>Note: Fence section includes A, B, C and section hardware. Post and caps sold separately.</i>		
5 IN. X 5 IN. POSTS		
_____	75721	CertaGrain Corner Post 5 in. x 5 in. x 84 in.
_____	75722	CertaGrain Line Post 5 in. x 5 in. x 84 in.
_____	75723	CertaGrain End Post 5 in. x 5 in. x 84 in.
_____	759084	CertaGrain Blank Post 5 in. x 5 in. x 84 in.
POST CAPS		
_____	70444	CertaGrain Flat Top Cap Ext 5 in. x 5 in.
_____	70459	CertaGrain New England Cap 5 in. x 5 in.
GATES (hardware ordered separately)		
_____	42739	CertaGrain Gate Kit (builds up to 50 in. wide gate)
_____	70029	Gate Extension Kit (builds to 72 in. wide gate) gate kit must also be ordered
_____	437077	CertaGrain Preassembled Gate 50 in. Wide
_____	27630	MagnaLatch
_____	70095	Aluminum 5 in. x 5 in. x 94 in. Gate Post Stiffener
_____	27635	Drop Pin Kit
_____	27742	5 ft. to 6 ft. Height Gate Hardware (self-closing hinges and latch)
_____	27745	Deluxe Key Entry Nylon Gate Hardware (5 ft. and 6 ft. height fence)
_____	27752	Plus Key Entry Nylon Gate Hardware (5 ft. and 6 ft. height fence)
_____	27747	LokkLatch Magnetic Gate Hardware (5 ft. and 6 ft. height fence)
_____	27731	Standard Stainless Steel Gate Hardware Pebble Black Finish
<i>Note: Gate kits include (2) 2-1/2 in. x 4 in. up-rights, caps, and screws. Rails and pickets ordered separately.</i>		
OPTIONAL/EXTRA MATERIAL		
_____	70292	Aluminum Reinforcement Channel x 92 in. or 2 in. x 4 in. (optional)
_____	70092	Steel Reinforcement Channel x 92 in. for 2 in. x 4 in. (required for top rail of WindZone system)
_____	906011	Imperial CertaGrain 2 in. x 4 in. x 95-1/2 in. Routed Top Rail with Steel
_____	906012	Imperial CertaGrain 2 in. x 4 in. x 95-1/2 in. Routed Bottom Rail with Steel
_____	929048	CertaGrain Picket 7/8 in. x 3 in. x 48 in.
_____	71414	2 in. EZ Set Post Brackets (pair with hardware - optional)

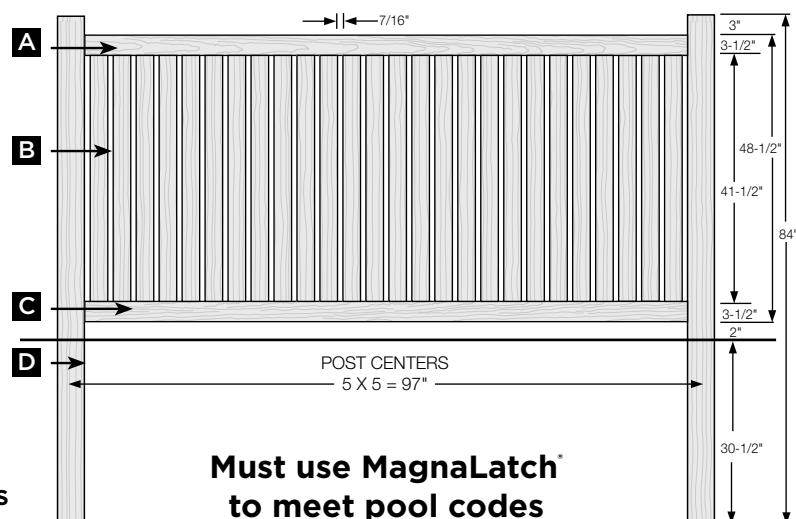
Note: 2" x 4" = 1-3/4" x 3-1/2"

- A TOP RAIL** PALLET QUANTITY = 138
2" x 4" x 95-1/2"
Note: Arctic Blend, Brazilian Blend, Sierra Blend and Weathered Blend colors include steel in top rail.
- B PICKETS** PALLET QUANTITY = 480
26 pieces of 7/8" x 3" x 48"
- C BOTTOM RAIL**
PALLET QUANTITY = 138
2" x 4" x 95-1/2"
Includes steel reinforcement channel.
- D POST** PALLET QUANTITY = 48
5" x 5" x 84"

Racks up to 10 degrees



**MEETS
POOL
CODE**



**Semi-Private
Imperial with CertaGrain Texture**

5 ft. High / 8 ft. Wide

Select one of the available colors
 ■ Arctic Blend ■ Brazilian Blend
 ■ Sierra Blend ■ Weathered Blend

For colors, add color letters to item number: Arctic Blend (AC4), Brazilian Blend (BR4), Sierra Blend (SB4), Weathered Blend (WB4).

Note: Mixed color sections must be ordered as components; pricing will be higher than standard sections.

QUANTITY	PRODUCT NUMBER	DESCRIPTION
FENCE SECTIONS		
_____	30415	Imperial with CertaGrain Texture Fence Section (5 ft. x 8 ft.)
Note: Fence section includes A, B, C, D and section hardware. Posts and caps sold separately.		
5 IN. X 5 IN. POSTS		
_____	75701	CertaGrain Corner Post 5 in. x 5 in. x 96 in.
_____	75702	CertaGrain Line Post 5 in. x 5 in. x 96 in.
_____	75703	CertaGrain End Post 5 in. x 5 in. x 96 in.
_____	759096	CertaGrain Blank Post Heavy Wall 5 in. x 5 in. x 96 in.
POST CAPS		
_____	70444	CertaGrain Flat Top Cap Ext 5 in. x 5 in.
_____	70459	CertaGrain New England Cap 5 in. x 5 in.
GATES (hardware ordered separately)		
_____	42740	CertaGrain Gate Kit (builds up to 50 in. wide gate)
_____	70029	Gate Extension Kit (builds to 72 in. wide gate) gate kit must also be ordered
_____	437078	CertaGrain Preassembled Gate 50 in. Wide
_____	70095	Aluminum 5 in. x 5 in. x 94 in. Gate Post Stiffener
_____	27635	Drop Pin Kit
_____	27742	5 ft. to 6 ft. Height Gate Hardware (self-closing hinges and latch)
_____	27745	Deluxe Key Entry Nylon Gate Hardware (5 ft. and 6 ft. height fence)
_____	27752	Plus Key Entry Nylon Gate Hardware (5 ft. and 6 ft. height fence)
_____	27747	LokkLatch Magnetic Gate Hardware (5 ft. and 6 ft. height fence)
_____	27731	Standard Stainless Steel Gate Hardware Pebble Black Finish
Note: Gate kits include (2) 2-1/2 in. x 4 in. up-rights, caps and screws. Rails and pickets ordered separately.		
OPTIONAL/EXTRA MATERIAL		
_____	70292	Aluminum Reinforcement Channel x 92 in. or 2 in. x 4 in. (optional)
_____	70092	Steel Reinforcement Channel x 92 in. for 2 in. x 4 in. (required for top rail of WindZone system)
_____	906011	Imperial CertaGrain 2 in. x 4 in. x 95-1/2 in. Routed Top Rail with Steel
_____	906012	Imperial CertaGrain 2 in. x 4 in. x 95-1/2 in. Routed Bottom Rail with Steel
_____	906013	Imperial CertaGrain 2 in. x 4 in. x 95-1/2 in. Routed Mid Rail
_____	929060	CertaGrain Picket 7/8 in. x 3 in. x 59-5/8 in.
_____	71414	2 in. EZ Set Post Brackets (pair with hardware - optional)

Note: Attach Mid Rail with supplied hardware.

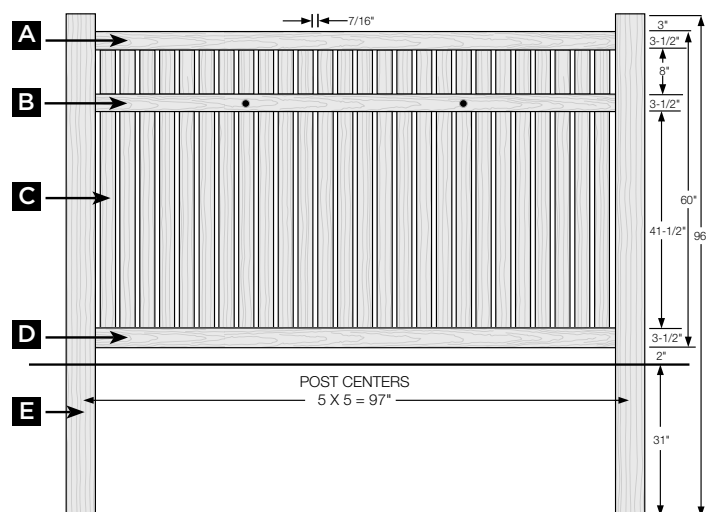
- A TOP RAIL** PALLET QUANTITY = 138
2" x 4" x 95-1/2"
Note: Arctic Blend, Brazilian Blend, Sierra Blend and Weathered Blend colors include steel in top rail.
- B MID RAIL** PALLET QUANTITY = 138
2" x 4" x 95-1/2"
- C PICKETS** PALLET QUANTITY = 480
26 pieces of 7/8" x 3" x 59-5/8"
- D BOTTOM RAIL**
PALLET QUANTITY = 138
2" x 4" x 95-1/2"
Includes steel reinforcement channel.
- E POST** PALLET QUANTITY = 48
5" x 5" x 96"

Racks up to 5 degrees



**MEETS
POOL
CODE**

Note: 2" x 4" = 1-3/4" x 3-1/2"



**Semi-Private
Imperial with CertaGrain Texture**

6 ft. High / 8 ft. Wide

Select one of the available colors
 Arctic Blend Brazilian Blend
 Sierra Blend Weathered Blend

For colors, add color letters to item number: Arctic Blend (AC4), Brazilian Blend (BR4), Sierra Blend (SB4), Weathered Blend (WB4).

Note: Mixed color sections must be ordered as components; pricing will be higher than standard sections.

QUANTITY	PRODUCT NUMBER	DESCRIPTION
FENCE SECTIONS		
_____	30416	Imperial with CertaGrain Texture Fence Section (6 ft. x 8 ft.)
<i>Note: Fence section includes A, B, C, D and section hardware. Post and caps sold separately.</i>		
5 IN. X 5 IN. POSTS		
_____	75711	CertaGrain Corner Post 5 in. x 5 in. x 107 in.
_____	75712	CertaGrain Line Post 5 in. x 5 in. x 107 in.
_____	75713	CertaGrain End Post 5 in. x 5 in. x 107 in.
_____	759108	CertaGrain Blank Post Heavy Wall 5 in. x 5 in. x 107 in.
_____	70148	Aluminum 5 in. x 5 in. x 48 in. Line Post Stiffener Kit (required for WindZone system)
POST CAPS		
_____	70444	CertaGrain Flat Top Cap Ext 5 in. x 5 in.
_____	70459	CertaGrain New England Cap 5 in. x 5 in.
GATES (hardware ordered separately)		
_____	42741	CertaGrain Gate Kit (builds up to 50 in. wide gate)
_____	70029	Gate Extension Kit (builds to 72 in. wide gate) gate kit must also be ordered
_____	437079	CertaGrain Preassembled Gate 50 in. Wide
_____	70106	Aluminum 5 in. x 5 in. x 106 in. Gate Post Stiffener
_____	27635	Drop Pin Kit
_____	27742	5 ft. to 6 ft. Height Gate Hardware (self-closing hinges and latch)
_____	27745	Deluxe Key Entry Nylon Gate Hardware (5 ft. and 6 ft. height fence)
_____	27752	Plus Key Entry Nylon Gate Hardware (5 ft. and 6 ft. height fence)
_____	27747	LokkLatch Magnetic Gate Hardware (5 ft. and 6 ft. height fence)
_____	27731	Standard Stainless Steel Gate Hardware Pebble Black Finish
<i>Note: Gate kits include (2) 2-1/2 in. x 4 in. up-rights, caps and screws. Rails and pickets ordered separately.</i>		
OPTIONAL/EXTRA MATERIAL		
_____	70292	Aluminum Reinforcement Channel x 92 in. or 2 in. x 4 in. (optional)
_____	70092	Steel Reinforcement Channel x 92 in. for 2 in. x 4 in. (required for top rail of WindZone system)
_____	906011	Imperial CertaGrain 2 in. x 4 in. x 95-1/2 in. Routed Top Rail with Steel
_____	906012	Imperial CertaGrain 2 in. x 4 in. x 95-1/2 in. Routed Bottom Rail with Steel
_____	906013	Imperial CertaGrain 2 in. x 4 in. x 95-1/2 in. Routed Mid Rail
_____	929072	CertaGrain Picket 7/8 in. x 3 in. x 71-5/8 in.
_____	71414	2 in. EZ Set Post Brackets (pair with hardware - optional)

Note: Attach Mid Rail with supplied hardware.

A TOP RAIL PALLET QUANTITY = 138
 2" x 4" x 95-1/2"

Note: Arctic Blend, Brazilian Blend, Sierra Blend and Weathered Blend colors include steel in top rail.

B MID RAIL PALLET QUANTITY = 138
 2" x 4" x 95-1/2"

C PICKETS PALLET QUANTITY = 480
 26 pickets of 7/8" x 3" x 71-5/8"

D BOTTOM RAIL PALLET QUANTITY = 138
 2" x 4" x 95-1/2"
 Includes steel reinforcement channel.

E POST PALLET QUANTITY = 48
 5" x 5" x 107"

Racks up to 5 degrees

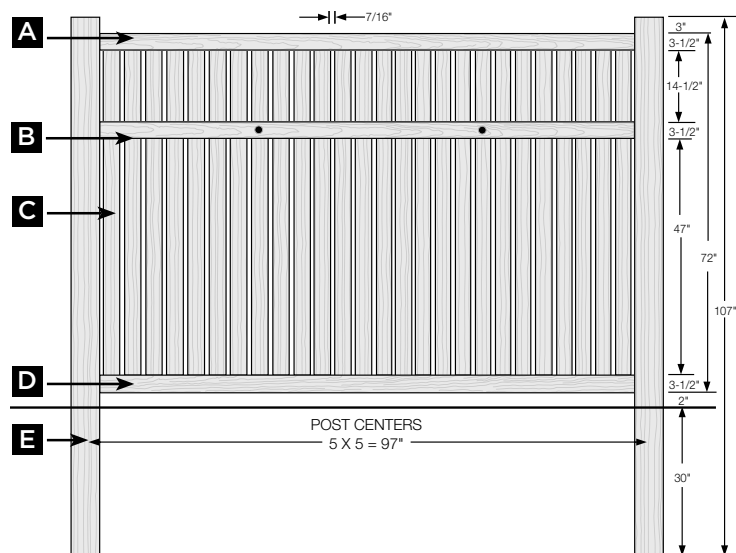


**FEATURING
WINDZONE™
TECHNOLOGY**



**MEETS
POOL
CODE**

Note: 2" x 4" = 1-3/4" x 3-1/2"



**Contemporary
Baron**

4 ft. High / 8 ft. Wide

Select one of the available colors
 ■ Almond ■ Clay ■ White

For colors, add color letters to item number: Almond (AL), Clay (C).

Note: Mixed color sections must be ordered as components; pricing will be higher than standard sections.

QUANTITY	PRODUCT NUMBER	DESCRIPTION
FENCE SECTIONS		
_____	201544	Baron Fence Section (4 ft. x 8 ft.)
<i>Note: Fence section includes A, B, C and section hardware. Post and caps sold separately.</i>		
4 IN. X 4 IN. POSTS		
_____	64471	Corner Post 4 in. x 4 in. x 84 in.
_____	64472	Line Post 4 in. x 4 in. x 84 in.
_____	64473	End Post 4 in. x 4 in. x 84 in.
_____	649084	Blank Post 4 in. x 4 in. x 84 in.
POST CAPS		
_____	70409	Gothic Cap Ext 4 in. x 4 in.
_____	70411	Flat Cap Int 4 in. x 4 in.
_____	70492	Ball Cap 4 in. x 4 in.
_____	70414	Flat Cap Ext 4 in. x 4 in.
_____	70426	New England Cap 4 in. x 4 in.
GATES (hardware ordered separately)		
_____	42716	Gate Kit (builds up to 50 in. wide gate)
_____	70029	Gate Extension Kit (builds to 72 in. wide gate) gate kit must also be ordered
_____	437032	Baron Preassembled Gate 50 in. Wide
_____	70082	Aluminum 4 in. x 4 in. x 82 in. Gate Post Stiffener
_____	27630	MagnaLatch
_____	27635	Drop Pin Kit
_____	27741	3 ft. to 4 ft. Height Gate Hardware (self-closing hinges and latch)
_____	27744	Deluxe Key Entry Nylon Gate Hardware (3 ft. and 4 ft. height fence)
_____	27751	Plus Key Entry Nylon Gate Hardware (3 ft. and 4 ft. height fence)
_____	27731	Standard Stainless Steel Gate Hardware Pebble Black Finish
<i>Note: Gate kits include (2) 2-1/2 in. x 4 in up-rights, caps and screws. Rails and pickets ordered separately.</i>		
OPTIONAL/EXTRA MATERIAL		
_____	70292	Aluminum Reinforcement Channel x 92 in. or 2 in. x 4 in. (optional)
_____	70092	Steel Reinforcement Channel x 92 in. for 2 in. x 4 in. (required for top rail of WindZone system)
_____	28456	Baron 2 in. x 4 in. x 95-1/2 in. Routed Top Rail
_____	28454	T15 2 in. x 4 in. x 95-1/2 in. Routed Bottom Rail with Steel
_____	349048	Picket 7/8 in. x 3 in. x 48 in.
_____	71413	1-5/8 in. EZ Set Post Brackets (pair with hardware - optional)

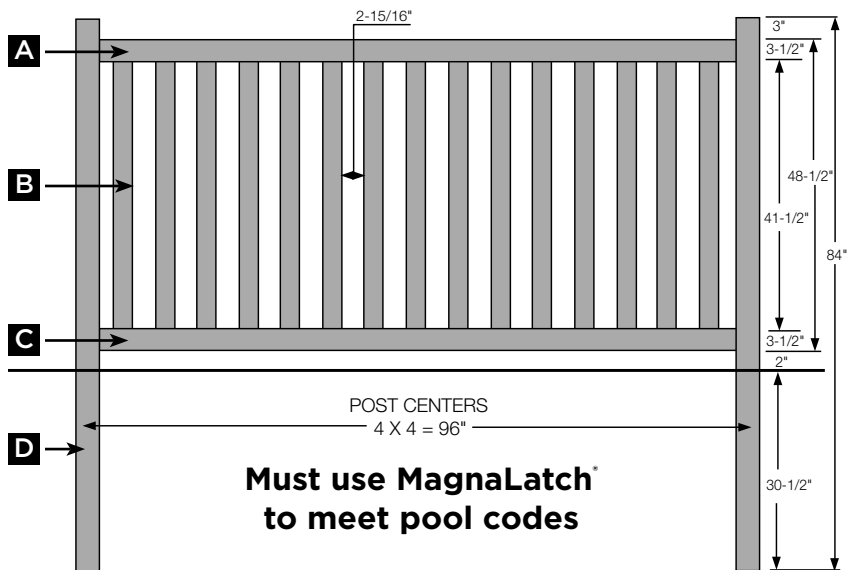
Note: 2" x 4" = 1-3/4" x 3-1/2"

- A TOP RAIL**
 PALLET QUANTITY = 138
 2" x 4" x 95-1/2"
 Note: Clay color includes steel in top rail.
- B PICKETS**
 PALLET QUANTITY = 480
 15 pieces of 7/8" x 3" x 48"
- C BOTTOM RAIL**
 PALLET QUANTITY = 138
 2" x 4" x 95-1/2" Includes steel channel.
- D POST**
 PALLET QUANTITY = 60
 4" x 4" x 84"

Racks up to 10 degrees



**MEETS
POOL
CODE**



Contemporary Baron

5 ft. High / 8 ft. Wide

Select one of the available colors
 ■ Almond ■ Clay ■ White

For colors, add color letters to item number: Almond (AL), Clay (C).

Note: Mixed color sections must be ordered as components; pricing will be higher than standard sections.

QUANTITY	PRODUCT NUMBER	DESCRIPTION
----------	----------------	-------------

FENCE SECTIONS

201554 Baron Fence Section (5 ft. x 8 ft.)

Note: Fence section includes A, B, C, D and section hardware. Post and caps sold separately.

5 IN. X 5 IN. POSTS

52111 Corner Post 5 in. x 5 in. x 96 in.
 52112 Line Post 5 in. x 5 in. x 96 in.
 52113 End Post 5 in. x 5 in. x 96 in.
 539096 Blank Post 5 in. x 5 in. x 96 in.

POST CAPS

70416 Gothic Cap Ext 5 in. x 5 in.
 70417 Flat Cap Int 5 in. x 5 in.
 70493 Ball Cap 5 in. x 5 in.
 70418 Flat Cap Ext 5 in. x 5 in.
 70427 New England Cap Ext 5 in. x 5 in.

GATES (hardware ordered separately)

42717 Gate Kit (builds up to 50 in. wide gate)
 70029 Gate Extension Kit (builds to 72 in. wide gate) gate kit must also be ordered
 437038 Baron Preassembled Gate 50 in. Wide
 70095 Aluminum 5 in. x 5 in. x 94 in. Gate Post Stiffener
 27635 Drop Pin Kit
 27742 5 ft. to 6 ft. Height Gate Hardware (self-closing hinges and latch)
 27745 Deluxe Key Entry Nylon Gate Hardware (5 ft. and 6 ft. height fence)
 27752 Plus Key Entry Nylon Gate Hardware (5 ft. and 6 ft. height fence)
 27747 LOKK Latch Magnetic Gate Hardware (5 ft. and 6 ft. height fence)
 27731 Standard Stainless Steel Gate Hardware Pebble Black Finish

Note: Gate kits include (2) 2-1/2 in. x 4 in. up-rights, caps and screws. Rails and pickets ordered separately.

OPTIONAL/EXTRA MATERIAL

70292 Aluminum Reinforcement Channel x 92 in. or 2 in. x 4 in. (optional)
 70092 Steel Reinforcement Channel x 92 in. for 2 in. x 4 in. (required for top rail of WindZone system)
 28456 Baron 2 in. x 4 in. x 95-1/2 in. Routed Top Rail
 28454 T15 2 in. x 4 in. x 95-1/2 in. Routed Bottom Rail with Steel
 28453 T15 2 in. x 4 in. x 95-1/2 in. Routed Mid Rail
 349060 Picket 7/8 in. x 3 in. x 59-5/8 in.
 71414 2 in. EZ Set Post Brackets (pair with hardware - optional)

Note: Attach Mid Rail with supplied hardware.

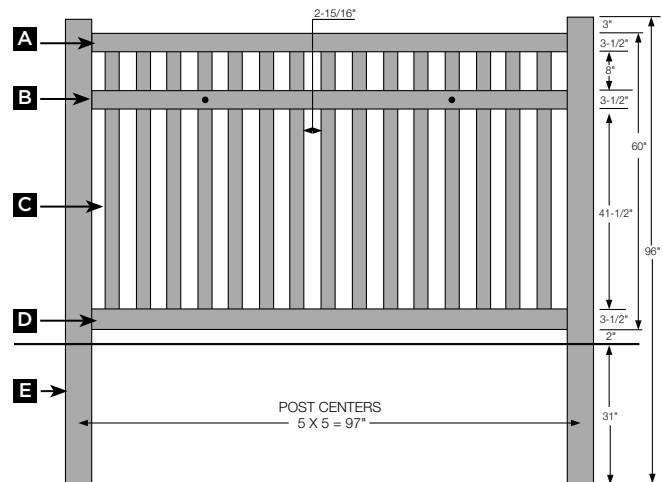
Note: 2" x 4" = 1-3/4" x 3-1/2"

- A TOP RAIL** PALLET QUANTITY = 138
2" x 4" x 95-1/2"
Note: Clay color includes steel in top rail.
- B MID RAIL** PALLET QUANTITY = 138
2" x 4" x 95-1/2"
- C PICKETS** PALLET QUANTITY = 480
15 pieces of 7/8" x 3" x 59-5/8"
- D BOTTOM RAIL** PALLET QUANTITY = 138
2" x 4" x 95-1/2"
Includes steel channel.
- E POST** PALLET QUANTITY = 48
5" x 5" x 96"

Racks up to 5 degrees



MEETS POOL CODE



**Contemporary
Baron**

6 ft. High / 8 ft. Wide

Select one of the available colors
 ■ Almond ■ Clay ■ White

For colors, add color letters to item number: Almond (AL), Clay (C).

Note: Mixed color sections must be ordered as components; pricing will be higher than standard sections.

QUANTITY	PRODUCT NUMBER	DESCRIPTION
FENCE SECTIONS		
_____	201564	Baron Fence Section (6 ft. x 8 ft.)
<i>Note: Fence section includes A, B, C, D and section hardware. Post and caps sold separately.</i>		
5 IN. X 5 IN. POSTS		
_____	67491	Corner Post 5 in. x 5 in. x 107 in.
_____	67492	Line Post 5 in. x 5 in. x 107 in.
_____	67493	End Post 5 in. x 5 in. x 107 in.
_____	679108	Smooth Blank Post Heavy Wall 5 in. x 5 in. x 107 in.
POST CAPS		
_____	70416	Gothic Cap Ext 5 in. x 5 in.
_____	70493	Ball Cap 5 in. x 5 in.
_____	70418	Flat Cap Ext 5 in. x 5 in.
_____	70427	New England Cap Ext 5 in. x 5 in.
GATES (hardware ordered separately)		
_____	42718	Gate Kit (builds up to 50 in. wide gate)
_____	70029	Gate Extension Kit (builds to 72 in. wide gate) gate kit must also be ordered
_____	437044	Baron Preassembled Gate 50 in. Wide
_____	70106	Aluminum 5 in. x 5 in. x 106 in. Gate Post Stiffener
_____	27635	Drop Pin Kit
_____	27742	5 ft. to 6 ft. Height Gate Hardware (self-closing hinges and latch)
_____	27745	Deluxe Key Entry Nylon Gate Hardware (5 ft. and 6 ft. height fence)
_____	27752	Plus Key Entry Nylon Gate Hardware (5 ft. and 6 ft. height fence)
_____	27747	LokkLatch Magnetic Gate Hardware (5 ft. and 6 ft. height fence)
_____	27731	Standard Stainless Steel Gate Hardware Pebble Black Finish
<i>Note: Gate kits include (2) 2-1/2 in. x 4 in. up-rights, caps and screws. Rails and pickets ordered separately.</i>		
OPTIONAL/EXTRA MATERIAL		
_____	70292	Aluminum Reinforcement Channel x 92 in. or 2 in. x 4 in. (optional)
_____	70092	Steel Reinforcement Channel x 92 in. for 2 in. x 4 in. (required for top rail of WindZone system)
_____	28456	Baron 2 in. x 4 in. x 95-1/2 in. Routed Top Rail
_____	28454	T15 2 in. x 4 in. x 95-1/2 in. Routed Bottom Rail with Steel
_____	28453	T15 2 in. x 4 in. x 95-1/2 in. Routed Mid Rail
_____	349072	Picket 7/8 in. x 3 in. x 71-5/8 in.
_____	71414	2 in. EZ Set Post Brackets (pair with hardware - optional)

Note: Attach Mid Rail with supplied hardware.

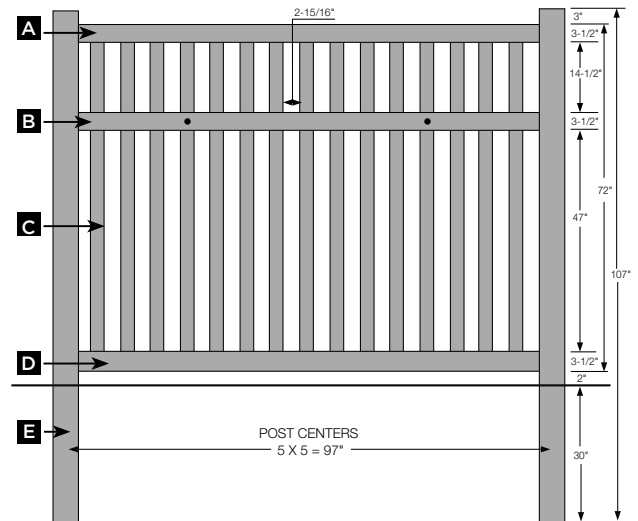
Note: 2" x 4" = 1-3/4" x 3-1/2"

- A TOP RAIL**
 PALLET QUANTITY = 138
 2" x 4" x 95-1/2"
 Note: Clay color includes steel in top rail.
- B MID RAIL**
 PALLET QUANTITY = 138
 2" x 4" x 95-1/2"
- C PICKETS**
 PALLET QUANTITY = 480
 15 pieces of 7/8" x 3" x 71-5/8"
- D BOTTOM RAIL**
 PALLET QUANTITY = 138
 2" x 4" x 95-1/2"
 Includes steel channel.
- E POST**
 PALLET QUANTITY = 48
 5" x 5" x 107"

Racks up to 5 degrees



**MEETS
POOL
CODE**



**Contemporary
Baron with CertaGrain Texture**

4 ft. High / 8 ft. Wide

Select one of the available colors
 ■ Arctic Blend ■ Brazilian Blend
 ■ Sierra Blend ■ Weathered Blend

For colors, add color letters to item number: Arctic Blend (AC4), Brazilian Blend (BR4), Sierra Blend (SB4), Weathered Blend (WB4).

Note: Mixed color sections must be ordered as components; pricing will be higher than standard sections.

QUANTITY	PRODUCT NUMBER	DESCRIPTION
FENCE SECTIONS		
_____	30404	CertaGrain Baron Fence Section (4 ft. x 8 ft.)
<i>Note: Fence section includes A, B, C and section hardware. Post and caps sold separately.</i>		
5 IN. X 5 IN. POSTS		
_____	75721	CertaGrain Corner Post 5 in. x 5 in. x 84 in.
_____	75722	CertaGrain Line Post 5 in. x 5 in. x 84 in.
_____	75723	CertaGrain End Post 5 in. x 5 in. x 84 in.
_____	759084	CertaGrain Blank Post 5 in. x 5 in. x 84 in.
POST CAPS		
_____	70444	CertaGrain Flat Top Cap Ext 5 in. x 5 in.
_____	70459	CertaGrain New England Cap 5 in. x 5 in.
GATES (hardware ordered separately)		
_____	42739	CertaGrain Gate Kit (builds up to 50 in. wide gate)
_____	70029	Gate Extension Kit (builds to 72 in. wide gate) gate kit must also be ordered
_____	437074	Baron CertaGrain Preassembled Gate 50 in. Wide
_____	70095	Aluminum 5 in. x 5 in. x 94 in. Gate Post Stiffener
_____	27630	MagnaLatch
_____	27635	Drop Pin Kit
_____	27742	5 ft. to 6 ft. Height Gate Hardware (self-closing hinges and latch)
_____	27745	Deluxe Key Entry Nylon Gate Hardware (5 ft. and 6 ft. height fence)
_____	27752	Plus Key Entry Nylon Gate Hardware (5 ft. and 6 ft. height fence)
_____	27747	LokkLatch Magnetic Gate Hardware (5 ft. and 6 ft. height fence)
_____	27731	Standard Stainless Steel Gate Hardware Pebble Black Finish
<i>Note: Gate kits include (2) 2-1/2 in. x 4 in. up-rights, caps and screws. Rails and pickets ordered separately.</i>		
OPTIONAL/EXTRA MATERIAL		
_____	70292	Aluminum Reinforcement Channel x 92 in. or 2 in. x 4 in. (optional)
_____	70092	Steel Reinforcement Channel x 92 in. for 2 in. x 4 in. (required for top rail of WindZone system)
_____	906001	Baron CertaGrain 2 in. x 4 in. x 95-1/2 in. Routed Top Rail with Steel
_____	906002	T15 CertaGrain 2 in. x 4 in. x 95-1/2 in. Routed Bottom Rail with Steel
_____	929048	CertaGrain Picket 7/8 in. x 3 in. x 48 in.
_____	71414	2 in. EZ Set Post Brackets (pair with hardware - optional)

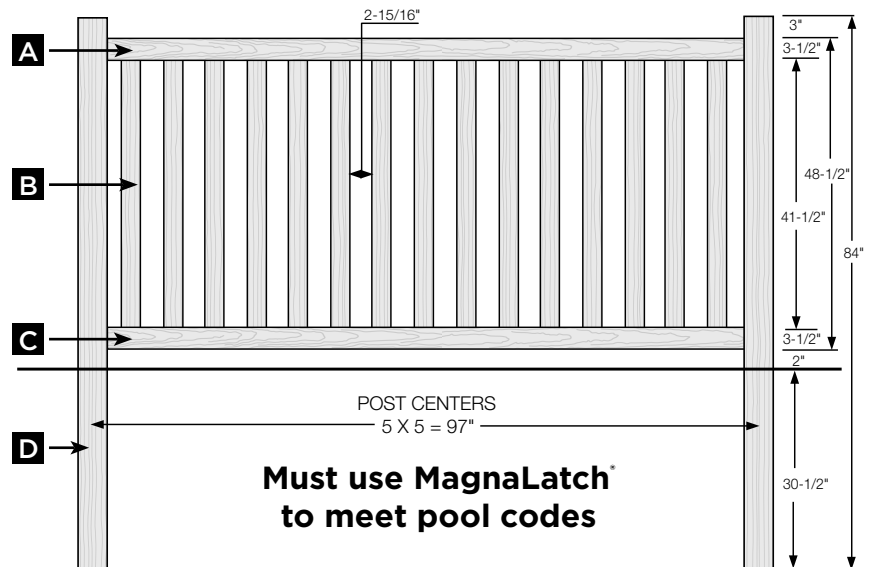
Note: 2" x 4" = 1-3/4" x 3-1/2"

- A TOP RAIL**
 PALLET QUANTITY = 138
 2" x 4" x 95-1/2"
 Note: Arctic Blend, Brazilian Blend, Sierra Blend and Weathered Blend colors include steel in top rail.
- B PICKETS**
 PALLET QUANTITY = 480
 15 pieces of 7/8" x 3" x 48"
- C BOTTOM RAIL**
 PALLET QUANTITY = 138
 2" x 4" x 95-1/2" Includes steel channel.
- D POST**
 PALLET QUANTITY = 48
 5" x 5" x 84"

Racks up to 10 degrees



**MEETS
POOL
CODE**



Contemporary Baron with CertaGrain Texture

5 ft. High / 8 ft. Wide

Select one of the available colors

- Arctic Blend ■ Brazilian Blend
- Sierra Blend ■ Weathered Blend

For colors, add color letters to item number: Arctic Blend (AC4), Brazilian Blend (BR4), Sierra Blend (SB4), Weathered Blend (WB4).

Note: Mixed color sections must be ordered as components; pricing will be higher than standard sections.

QUANTITY	PRODUCT NUMBER	DESCRIPTION
FENCE SECTIONS		
_____	30405	CertaGrain Baron Fence Section (5 ft. x 8 ft.)
<i>Note: Fence section includes A, B, C, D and section hardware. Post and caps sold separately.</i>		
5 IN. X 5 IN. POSTS		
_____	75701	CertaGrain Corner Post 5 in. x 5 in. x 96 in.
_____	75702	CertaGrain Line Post 5 in. x 5 in. x 96 in.
_____	75703	CertaGrain End Post 5 in. x 5 in. x 96 in.
_____	759096	CertaGrain Blank Post Heavy Wall 5 in. x 5 in. x 96 in.
POST CAPS		
_____	70444	CertaGrain Flat Top Cap Ext 5 in. x 5 in.
_____	70459	CertaGrain New England Cap 5 in. x 5 in.
GATES (hardware ordered separately)		
_____	42740	CertaGrain Gate Kit (builds up to 50 in. wide gate)
_____	70029	Gate Extension Kit (builds to 72 in. wide gate) gate kit must also be ordered
_____	437075	Baron CertaGrain Preassembled Gate 50 in. Wide
_____	70095	Aluminum 5 in. x 5 in. x 94 in. Gate Post Stiffener
_____	27635	Drop Pin Kit
_____	27742	5 ft. to 6 ft. Height Gate Hardware (self-closing hinges and latch)
_____	27745	Deluxe Key Entry Nylon Gate Hardware (5 ft. and 6 ft. height fence)
_____	27752	Plus Key Entry Nylon Gate Hardware (5 ft. and 6 ft. height fence)
_____	27747	LokkLatch Magnetic Gate Hardware (5 ft. and 6 ft. height fence)
_____	27731	Standard Stainless Steel Gate Hardware Pebble Black Finish
<i>Note: Gate kits include (2) 2-1/2 in. x 4 in. up-rights, caps and screws. Rails and pickets ordered separately.</i>		
OPTIONAL/EXTRA MATERIAL		
_____	70292	Aluminum Reinforcement Channel x 92 in. or 2 in. x 4 in. (optional)
_____	70092	Steel Reinforcement Channel x 92 in. for 2 in. x 4 in. (required for top rail of WindZone system)
_____	906001	Baron CertaGrain 2 in. x 4 in. x 95-1/2 in. Routed Top Rail with Steel
_____	906002	T15 CertaGrain 2 in. x 4 in. x 95-1/2 in. Routed Bottom Rail with Steel
_____	906003	T15 CertaGrain 2 in. x 4 in. x 95-1/2 in. Routed Mid Rail
_____	929060	CertaGrain Picket 7/8 in. x 3 in. x 59-5/8 in.
_____	71414	2 in. EZ Set Post Brackets (pair with hardware - optional)

Note: Attach Mid Rail with supplied hardware.

A TOP RAIL

PALLET QUANTITY = 138
2" x 4" x 95-1/2"

Note: Arctic Blend, Brazilian Blend, Sierra Blend and Weathered Blend colors include steel in top rail.

B MID RAIL

PALLET QUANTITY = 138
2" x 4" x 95-1/2"

C PICKETS

PALLET QUANTITY = 480
15 pieces of 7/8" x 3" x 59-5/8"

D BOTTOM RAIL

PALLET QUANTITY = 138
2" x 4" x 95-1/2"
Includes steel channel.

E POST PALLET QUANTITY = 48

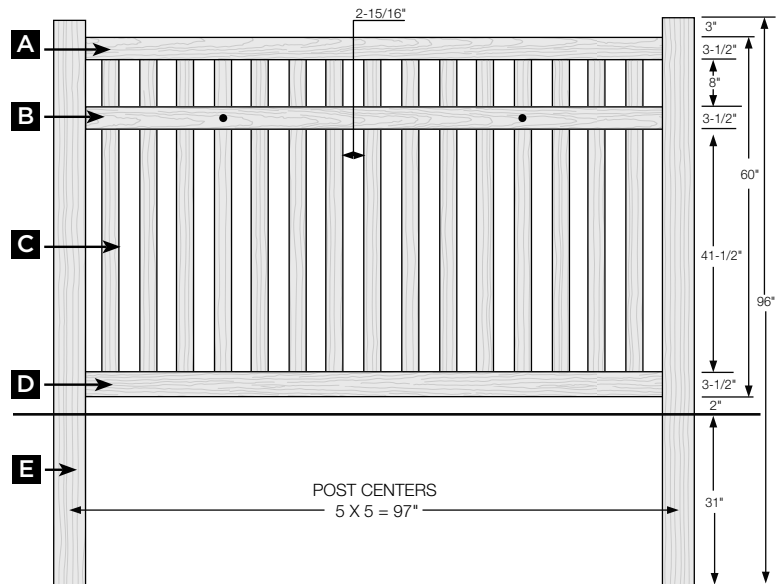
5" x 5" x 96"

Racks up to 5 degrees



MEETS POOL CODE

Note: 2" x 4" = 1-3/4" x 3-1/2"



**Contemporary
Baron with CertaGrain Texture**

6 ft. High / 8 ft. Wide

Select one of the available colors
 ■ Arctic Blend ■ Brazilian Blend
 ■ Sierra Blend ■ Weathered Blend

For colors, add color letters to item number: Arctic Blend (AC4), Brazilian Blend (BR4), Sierra Blend (SB4), Weathered Blend (WB4).

Note: Mixed color sections must be ordered as components; pricing will be higher than standard sections.

QUANTITY	PRODUCT NUMBER	DESCRIPTION
FENCE SECTIONS		
_____	30406	CertaGrain Baron Fence Section (6 ft. x 8 ft.)
Note: Fence Section includes A, B, C, D and section hardware. Post and caps sold separately.		
5 IN. X 5 IN. POSTS		
_____	75711	CertaGrain Corner Post 5 in. x 5 in. x 107 in.
_____	75712	CertaGrain Line Post 5 in. x 5 in. x 107 in.
_____	75713	CertaGrain End Post 5 in. x 5 in. x 107 in.
_____	759108	CertaGrain Blank Post Heavy Wall 5 in. x 5 in. x 107 in.
POST CAPS		
_____	70444	CertaGrain Flat Top Cap Ext 5 in. x 5 in.
_____	70459	CertaGrain New England Cap 5 in. x 5 in.
GATES (hardware ordered separately)		
_____	42741	CertaGrain Gate Kit (builds up to 50 in. wide gate)
_____	70029	Gate Extension Kit (builds to 72 in. wide gate) gate kit must also be ordered
_____	437076	Baron CertaGrain Preamsembled Gate 50 in. Wide
_____	70106	Aluminum 5 in. x 5 in. x 106 in. Gate Post Stiffener
_____	27635	Drop Pin Kit
_____	27742	5 ft. to 6 ft. Height Gate Hardware (self-closing hinges and latch)
_____	27745	Deluxe Key Entry Nylon Gate Hardware (5 ft. and 6 ft. height fence)
_____	27752	Plus Key Entry Nylon Gate Hardware (5 ft. and 6 ft. height fence)
_____	27747	LokkLatch Magnetic Gate Hardware (5 ft. and 6 ft. height fence)
_____	27731	Standard Stainless Steel Gate Hardware Pebble Black Finish
Note: Gate kits include (2) 2-1/2 in. x 4 in. up-rights, caps and screws. Rails and pickets ordered separately.		
OPTIONAL/EXTRA MATERIAL		
_____	70292	Aluminum Reinforcement Channel x 92 in. or 2 in. x 4 in. (optional)
_____	70092	Steel Reinforcement Channel x 92 in. for 2 in. x 4 in. (required for top rail of WindZone system)
_____	906001	Baron CertaGrain 2 in. x 4 in. x 95-1/2 in. Routed Top Rail with Steel
_____	906002	T15 CertaGrain 2 in. x 4 in. x 95-1/2 in. Routed Bottom Rail with Steel
_____	906003	T15 CertaGrain 2 in. x 4 in. x 95-1/2 in. Routed Mid Rail
_____	929072	CertaGrain Picket 7/8 in. x 3 in. x 71-5/8 in.
_____	71414	2 in. EZ Set Post Brackets (pair with hardware - optional)

Note: Attach Mid Rail with supplied hardware.

A TOP RAIL

PALLET QUANTITY = 138

2" x 4" x 95-1/2"

Note: Arctic Blend, Brazilian Blend, Sierra Blend and Weathered Blend colors include steel in top rail.

B MID RAIL

PALLET QUANTITY = 138

2" x 4" x 95-1/2"

C PICKETS

PALLET QUANTITY = 480

15 pieces of 7/8" x 3" x 71-5/8"

D BOTTOM RAIL

PALLET QUANTITY = 138

2" x 4" x 95-1/2"

Includes steel channel.

E POST PALLET QUANTITY = 48

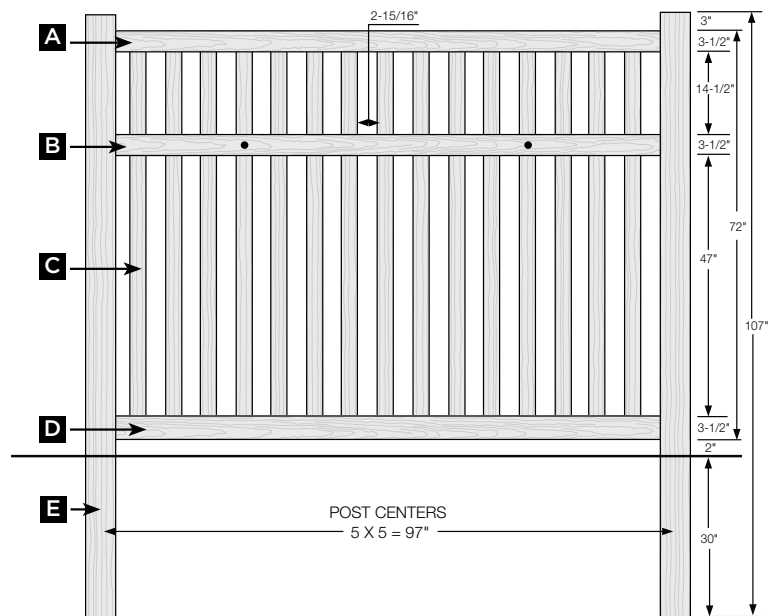
5" x 5" x 107"

Racks up to 5 degrees



**MEETS
POOL
CODE**

Note: 2" x 4" = 1-3/4" x 3-1/2"



QUANTITY	PRODUCT NUMBER	DESCRIPTION
FENCE SECTIONS		
_____	202748	Countess Fence Section (4 ft. x 8 ft.)
<i>Note: Fence section includes A, B, C and section hardware. Post and caps sold separately.</i>		
4 IN. X 4 IN. POSTS		
_____	64471	Corner Post 4 in. x 4 in. x 84 in.
_____	64472	Line Post 4 in. x 4 in. x 84 in.
_____	64473	End Post 4 in. x 4 in. x 84 in.
_____	649084	Blank Post 4 in. x 4 in. x 84 in.
POST CAPS		
_____	70409	Gothic Cap Ext 4 in. x 4 in.
_____	70411	Flat Cap Int 4 in. x 4 in.
_____	70492	Ball Cap 4 in. x 4 in.
_____	70414	Flat Cap Ext 4 in. x 4 in.
_____	70426	New England Cap 4 in. x 4 in.
GATES (hardware ordered separately)		
_____	42716	Gate Kit (builds up to 50 in. wide gate)
_____	70029	Gate Extension Kit (builds to 72 in. wide gate) gate kit must also be ordered
_____	437033	Countess Presssembled Gate 50 in. Wide
_____	70082	Aluminum 4 in. x 4 in. x 82 in. Gate Post Stiffener
_____	27630	MagnaLatch
_____	27635	Drop Pin Kit
_____	27741	3 ft. to 4 ft. Height Gate Hardware (self-closing hinges and latch)
_____	27744	Deluxe Key Entry Nylon Gate Hardware (3 ft. and 4 ft. height fence)
_____	27751	Plus Key Entry Nylon Gate Hardware (3 ft. and 4 ft. height fence)
_____	27731	Standard Stainless Steel Gate Hardware Pebble Black Finish
<i>Note: Gate kits include (2) 2-1/2 in. x 4 in. up-rights, caps and screws. Rails and pickets ordered separately.</i>		
OPTIONAL/EXTRA MATERIAL		
_____	70292	Aluminum Reinforcement Channel x 92 in. or 2 in. x 4 in. (optional)
_____	70092	Steel Reinforcement Channel x 92 in. for 2 in. x 4 in. (required for top rail of WindZone system)
_____	282618	Countess 2 in. x 4 in. x 95-1/2 in. Routed Top Rail
_____	282638	Countess 2 in. x 4 in. x 95-1/2 in. Routed Bottom Rail with Steel
_____	349048	Picket 7/8 in. x 3 in. x 48 in.
_____	319048	Picket 7/8 in. x 1-1/2 in. x 48 in.
_____	71413	1-5/8 in. EZ Set Post Brackets (pair with hardware - optional)

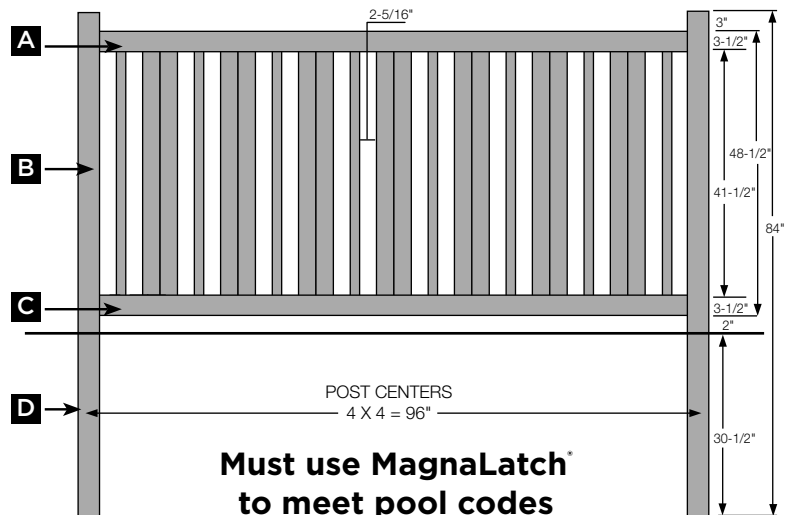
Note: 2" x 4" = 1-3/4" x 3-1/2"

- A TOP RAIL** PALLET QUANTITY = 138
2" x 4" x 95-1/2"
- B PICKETS**
14 pieces of 7/8" x 3" x 48"
PALLET QUANTITY = 480
8 pieces of 7/8" x 1-1/2" x 48"
PALLET QUANTITY = 1000
- C BOTTOM RAIL**
PALLET QUANTITY = 138
2" x 4" x 95-1/2" Includes steel channel.
- D POST** PALLET QUANTITY = 60
4" x 4" x 84"

Racks up to 10 degrees



**MEETS
POOL
CODE**



**Must use MagnaLatch[®]
to meet pool codes**

QUANTITY	PRODUCT NUMBER	DESCRIPTION
FENCE SECTIONS		
_____	202758	Countess Fence Section (5 ft. x 8 ft.)
<i>Note: Fence section includes A, B, C, D and section hardware. Post and caps sold separately.</i>		
5 IN. X 5 IN. POSTS		
_____	52111	Corner Post 5 in. x 5 in. x 96 in.
_____	52112	Line Post 5 in. x 5 in. x 96 in.
_____	52113	End Post 5 in. x 5 in. x 96 in.
_____	539096	Blank Post 5 in. x 5 in. x 96 in.
POST CAPS		
_____	70493	Ball Cap 5 in. x 5 in.
_____	70416	Gothic Cap Ext 5 in. x 5 in.
_____	70417	Flat Cap Int 5 in. x 5 in.
_____	70418	Flat Cap Ext 5 in. x 5 in.
_____	70427	New England Cap Ext 5 in. x 5 in.
GATES (hardware ordered separately)		
_____	42717	Gate Kit (builds up to 50 in. wide gate)
_____	70029	Gate Extension Kit (builds to 72 in. wide gate) gate kit must also be ordered
_____	437039	Countess Preamsembled Gate 50 in. Wide
_____	70095	Aluminum 5 in. x 5 in. x 94 in. Gate Post Stiffener
_____	27635	Drop Pin Kit
_____	27742	5 ft. to 6 ft. Height Gate Hardware (self-closing hinges and latch)
_____	27745	Deluxe Key Entry Nylon Gate Hardware (5 ft. and 6 ft. height fence)
_____	27752	Plus Key Entry Nylon Gate Hardware (5 ft. and 6 ft. height fence)
_____	27747	LokkLatch Magnetic Gate Hardware (5 ft. and 6 ft. height fence)
_____	27731	Standard Stainless Steel Gate Hardware Pebble Black Finish
<i>Note: Gate kits include (2) 2-1/2 in. x 4 in. up-rights, caps and screws. Rails and pickets ordered separately.</i>		
OPTIONAL/EXTRA MATERIAL		
_____	70292	Aluminum Reinforcement Channel x 92 in. or 2 in. x 4 in. (optional)
_____	70092	Steel Reinforcement Channel x 92 in. for 2 in. x 4 in. (required for top rail of WindZone system)
_____	282618	Countess 2 in. x 4 in. x 95-1/2 in. Routed Top Rail
_____	282718	Countess 2 in. x 4 in. x 95-1/2 in. Routed Mid Rail
_____	282638	Countess 2 in. x 4 in. x 95-1/2 in. Routed Bottom Rail with Steel
_____	349060	Picket 7/8 in. x 3 in. x 59-5/8 in.
_____	319060	Picket 7/8 in. x 1-1/2 in. x 59-5/8 in.
_____	71414	2 in. EZ Set Post Brackets (pair with hardware - optional)

Note: Attach Mid Rail with supplied hardware.

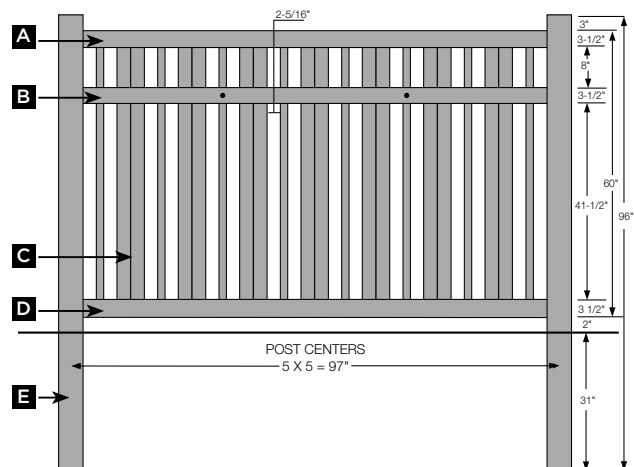
Note: 2" x 4" = 1-3/4" x 3-1/2"

- A TOP RAIL** PALLET QUANTITY = 138
2" x 4" x 95-1/2"
- B MID RAIL** PALLET QUANTITY = 138
2" x 4" x 95-1/2"
- C PICKETS**
14 pieces of 7/8" x 3" x 59-5/8"
PALLET QUANTITY = 480
8 pieces of 7/8" x 1-1/2" x 59-5/8"
PALLET QUANTITY = 1000
- D BOTTOM RAIL**
PALLET QUANTITY = 138
2" x 4" x 95-1/2"
Includes steel channel.
- E POST** PALLET QUANTITY = 48
5" x 5" x 96"

Racks up to 5 degrees



**MEETS
POOL
CODE**



QUANTITY	PRODUCT NUMBER	DESCRIPTION
FENCE SECTIONS		
_____	202768	Countess Fence Section (6 ft. x 8 ft.)
<i>Note: Fence section includes A, B, C, D and section hardware. Post and caps sold separately.</i>		
5 IN. X 5 IN. POSTS		
_____	67491	Corner Post 5 in. x 5 in. x 107 in.
_____	67492	Line Post 5 in. x 5 in. x 107 in.
_____	67493	End Post 5 in. x 5 in. x 107 in.
_____	679108	Smooth Blank Post Heavy Wall 5 in. x 5 in. x 107 in.
POST CAPS		
_____	70493	Ball Cap 5 in. x 5 in.
_____	70416	Gothic Cap Ext 5 in. x 5 in.
_____	70418	Flat Cap Ext 5 in. x 5 in.
_____	70427	New England Cap Ext 5 in. x 5 in.
GATES (hardware ordered separately)		
_____	42718	Gate Kit (builds up to 50 in. wide gate)
_____	70029	Gate Extension Kit (builds to 72 in. wide gate) gate kit must also be ordered
_____	437045	Countess Preassembled Gate 50 in. Wide
_____	70106	Aluminum 5 in. x 5 in. x 106 in. Gate Post Stiffener
_____	27635	Drop Pin Kit
_____	27742	5 ft. to 6 ft. Height Gate Hardware (self-closing hinges and latch)
_____	27745	Deluxe Key Entry Nylon Gate Hardware (5 ft. and 6 ft. height fence)
_____	27752	Plus Key Entry Nylon Gate Hardware (5 ft. and 6 ft. height fence)
_____	27747	LokkLatch Magnetic Gate Hardware (5 ft. and 6 ft. height fence)
_____	27731	Standard Stainless Steel Gate Hardware Pebble Black Finish
<i>Note: Gate kits include (2) 2-1/2 in. x 4 in. up-rights, caps and screws. Rails and pickets ordered separately.</i>		
OPTIONAL/EXTRA MATERIAL		
_____	70292	Aluminum Reinforcement Channel x 92 in. or 2 in. x 4 in. (optional)
_____	70092	Steel Reinforcement Channel x 92 in. for 2 in. x 4 in. (required for top rail of WindZone system)
_____	282618	Countess 2 in. x 4 in. x 95-1/2 in. Routed Top Rail
_____	282718	Countess 2 in. x 4 in. x 95-1/2 in. Routed Mid Rail
_____	282638	Countess 2 in. x 4 in. x 95-1/2 in. Routed Bottom Rail with Steel
_____	349072	Picket 7/8 in. x 3 in. x 71-5/8 in.
_____	319072	Picket 7/8 in. x 1-1/2 in. x 71-5/8 in.
_____	71414	2 in. EZ Set Post Brackets (pair with hardware - optional)
<i>Note: Attach Mid Rail with supplied hardware.</i>		

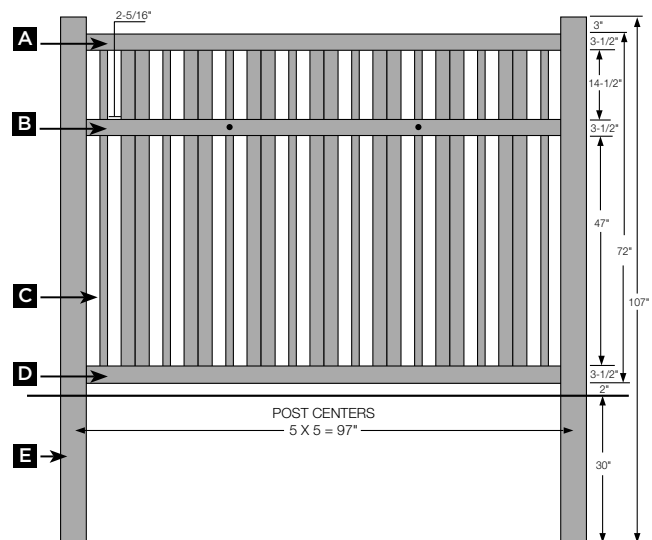
Note: 2" x 4" = 1-3/4" x 3-1/2"

- A TOP RAIL** PALLET QUANTITY = 138
2" x 4" x 95-1/2"
- B MID RAIL** PALLET QUANTITY = 138
2" x 4" x 95-1/2"
- C PICKETS**
14 pieces of 7/8" x 3" x 71-5/8"
PALLET QUANTITY = 480
8 pieces of 7/8" x 1-1/2" x 71-5/8"
PALLET QUANTITY = 1000
- D BOTTOM RAIL**
PALLET QUANTITY = 138
2" x 4" x 95-1/2"
Includes steel channel.
- E POST** PALLET QUANTITY = 48
5" x 5" x 107"

Racks up to 5 degrees



**MEETS
POOL
CODE**



**Contemporary
Princeton**

4 ft. High / 8 ft. Wide

Select one of the available colors
 White

QUANTITY	PRODUCT NUMBER	DESCRIPTION
FENCE SECTIONS		
_____	205748	Princeton Fence Section (4 ft. x 8 ft.)
<i>Note: Fence section includes A, B, C and section hardware. Post and caps sold separately.</i>		
4 IN. X 4 IN. POSTS		
_____	64471	Corner Post 4 in. x 4 in. x 84 in.
_____	64472	Line Post 4 in. x 4 in. x 84 in.
_____	64473	End Post 4 in. x 4 in. x 84 in.
_____	649084	Blank Post 4 in. x 4 in. x 84 in.
POST CAPS		
_____	70409	Gothic Cap Ext 4 in. x 4 in.
_____	70411	Flat Cap Int 4 in. x 4 in.
_____	70492	Ball Cap 4 in. x 4 in.
_____	70414	Flat Cap Ext 4 in. x 4 in.
_____	70426	New England Cap 4 in. x 4 in.
GATES (hardware ordered separately)		
_____	42716	Gate Kit (builds up to 50 in. wide gate)
_____	70029	Gate Extension Kit (builds to 72 in. wide gate) gate kit must also be ordered
_____	437035	Princeton Preassembled Gate 50 in. Wide
_____	70082	Aluminum 4 in. x 4 in. x 82 in. Gate Post Stiffener
_____	27630	MagnaLatch
_____	27635	Drop Pin Kit
_____	27741	3 ft. to 4 ft. Height Gate Hardware (self-closing hinges and latch)
_____	27744	Deluxe Key Entry Nylon Gate Hardware (3 ft. and 4 ft. height fence)
_____	27751	Plus Key Entry Nylon Gate Hardware (3 ft. and 4 ft. height fence)
_____	27731	Standard Stainless Steel Gate Hardware Pebble Black Finish
<i>Note: Gate kits include (2) 2-1/2 in. x 4 in. up-rights, caps and screws. Rails and pickets ordered separately.</i>		
OPTIONAL/EXTRA MATERIAL		
_____	70292	Aluminum Reinforcement Channel x 92 in. or 2 in. x 4 in. (optional)
_____	70092	Steel Reinforcement Channel x 92 in. for 2 in. x 4 in. (required for top rail of WindZone system)
_____	285618	Princeton 2 in. x 4 in. x 95-1/2 in. Routed Top Rail
_____	285638	Princeton 2 in. x 4 in. x 95-1/2 in. Routed Bottom Rail with Steel
_____	319048	Picket 7/8 in. x 1-1/2 in. x 48 in.
_____	71413	1-5/8 in. EZ Set Post Brackets (pair with hardware - optional)

Note: 2" x 4" = 1-3/4" x 3-1/2"

A TOP RAIL PALLET QUANTITY = 138
 2" x 4" x 95-1/2"

B PICKETS PALLET QUANTITY = 1000
 28 pieces of 7/8" x 1-1/2" x 48"

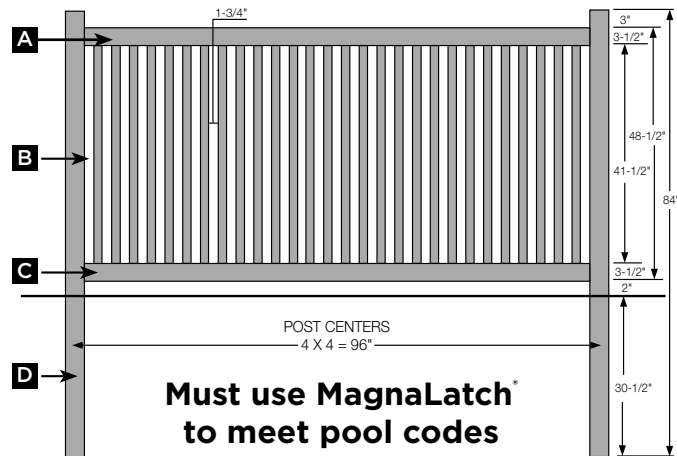
C BOTTOM RAIL
 PALLET QUANTITY = 138
 2" x 4" x 95-1/2"
 Includes steel channel.

D POST PALLET QUANTITY = 60
 4" x 4" x 84"

Racks up to 10 degrees



**MEETS
POOL
CODE**



QUANTITY	PRODUCT NUMBER	DESCRIPTION
FENCE SECTIONS		
_____	205758	Princeton Fence Section (5 ft. x 8 ft.)
<i>Note: Fence section includes A, B, C, D and section hardware. Post and caps sold separately.</i>		
5 IN. X 5 IN. POSTS		
_____	52111	Corner Post 5 in. x 5 in. x 96 in.
_____	52112	Line Post 5 in. x 5 in. x 96 in.
_____	52113	End Post 5 in. x 5 in. x 96 in.
_____	539096	Blank Post 5 in. x 5 in. x 96 in.
POST CAPS		
_____	70493	Ball Cap 5 in. x 5 in.
_____	70416	Gothic Cap Ext 5 in. x 5 in.
_____	70417	Flat Cap Int 5 in. x 5 in.
_____	70418	Flat Cap Ext 5 in. x 5 in.
_____	70427	New England Cap Ext 5 in. x 5 in.
GATES (hardware ordered separately)		
_____	42717	Gate Kit (builds up to 50 in. wide gate)
_____	70029	Gate Extension Kit (builds to 72 in. wide gate) gate kit must also be ordered
_____	437041	Princeton Preassembled Gate 50 in. Wide
_____	70095	Aluminum 5 in. x 5 in. x 94 in. Gate Post Stiffener
_____	27635	Drop Pin Kit
_____	27742	5 ft. to 6 ft. Height Gate Hardware (self-closing hinges and latch)
_____	27745	Deluxe Key Entry Nylon Gate Hardware (5 ft. and 6 ft. height fence)
_____	27752	Plus Key Entry Nylon Gate Hardware (5 ft. and 6 ft. height fence)
_____	27747	LokkLatch Magnetic Gate Hardware (5 ft. and 6 ft. height fence)
_____	27731	Standard Stainless Steel Gate Hardware Pebble Black Finish
<i>Note: Gate kits include (2) 2-1/2 in. x 4 in. up-rights, caps and screws. Rails and pickets ordered separately.</i>		
OPTIONAL/EXTRA MATERIAL		
_____	70292	Aluminum Reinforcement Channel x 92 in. or 2 in. x 4 in. (optional)
_____	70092	Steel Reinforcement Channel x 92 in. for 2 in. x 4 in. (required for top rail of WindZone system)
_____	285618	Princeton 2 in. x 4 in. x 95-1/2 in. Routed Top Rail
_____	285638	Princeton 2 in. x 4 in. x 95-1/2 in. Routed Bottom Rail with Steel
_____	285718	Princeton 2 in. x 4 in. x 95-1/2 in. Routed Mid Rail
_____	319060	Picket 7/8 in. x 1-1/2 in. x 59-5/8 in.
_____	71414	2 in. EZ Set Post Brackets (pair with hardware - optional)
<i>Note: Attach Mid Rail with supplied hardware.</i>		

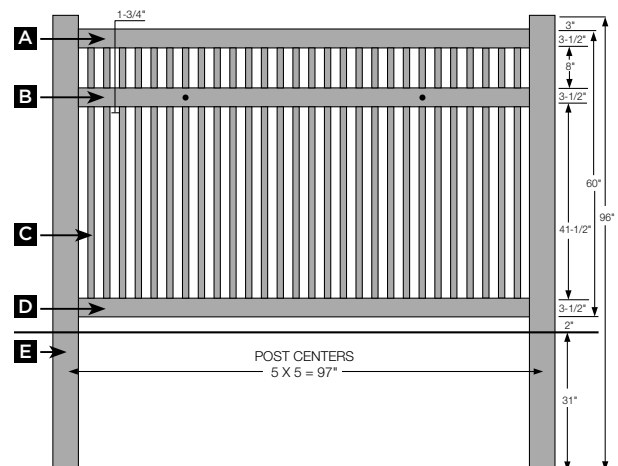
Note: 2" x 4" = 1-3/4" x 3-1/2"

- A TOP RAIL** PALLET QUANTITY = 138
2" x 4" x 95-1/2"
- B MID RAIL** PALLET QUANTITY = 138
2" x 4" x 95-1/2"
- C PICKETS** PALLET QUANTITY = 1000
28 pieces of 7/8" x 1-1/2" x 59-5/8"
- D BOTTOM RAIL**
PALLET QUANTITY = 138
2" x 4" x 95-1/2"
Includes steel channel.
- E POST** PALLET QUANTITY = 48
5" x 5" x 96"

Racks up to 5 degrees



**MEETS
POOL
CODE**



QUANTITY	PRODUCT NUMBER	DESCRIPTION
FENCE SECTIONS		
_____	205768	Princeton Fence Section (6 ft. x 8 ft.)
<i>Note: Fence section includes A, B, C, D and section hardware. Post and caps sold separately.</i>		
5 IN. X 5 IN. POSTS		
_____	67491	Corner Post 5 in. x 5 in. x 107 in.
_____	67492	Line Post 5 in. x 5 in. x 107 in.
_____	67493	End Post 5 in. x 5 in. x 107 in.
_____	679108	Smooth Blank Post Heavy Wall 5 in. x 5 in. x 107 in.
POST CAPS		
_____	70493	Ball Cap 5 in. x 5 in.
_____	70416	Gothic Cap Ext 5 in. x 5 in.
_____	70418	Flat Cap Ext 5 in. x 5 in.
_____	70427	New England Cap Ext 5 in. x 5 in.
GATES (hardware ordered separately)		
_____	42718	Gate Kit (builds up to 50 in. wide gate)
_____	70029	Gate Extension Kit (builds to 72 in. wide gate) gate kit must also be ordered
_____	437047	Princeton Preassembled Gate 50 in. Wide
_____	70106	Aluminum 5 in. x 5 in. x 106 in. Gate Post Stiffener
_____	27635	Drop Pin Kit
_____	27742	5 ft. to 6 ft. Height Gate Hardware (self-closing hinges and latch)
_____	27745	Deluxe Key Entry Nylon Gate Hardware (5 ft. and 6 ft. height fence)
_____	27752	Plus Key Entry Nylon Gate Hardware (5 ft. and 6 ft. height fence)
_____	27747	LokkLatch Magnetic Gate Hardware (5 ft. and 6 ft. height fence)
_____	27731	Standard Stainless Steel Gate Hardware Pebble Black Finish
<i>Note: Gate kits include (2) 2-1/2 in. x 4 in. up-rights, caps and screws. Rails and pickets ordered separately.</i>		
OPTIONAL/EXTRA MATERIAL		
_____	70292	Aluminum Reinforcement Channel x 92 in. or 2 in. x 4 in. (optional)
_____	70092	Steel Reinforcement Channel x 92 in. for 2 in. x 4 in. (required for top rail of WindZone system)
_____	285618	Princeton 2 in. x 4 in. x 95-1/2 in. Routed Top Rail
_____	285638	Princeton 2 in. x 4 in. x 95-1/2 in. Routed Bottom Rail with Steel
_____	285718	Princeton 2 in. x 4 in. x 95-1/2 in. Routed Mid Rail
_____	319072	Picket 7/8 in. x 1-1/2 in. x 71-5/8 in.
_____	71414	2 in. EZ Set Post Brackets (pair with hardware - optional)
<i>Note: Attach Mid Rail with supplied hardware.</i>		

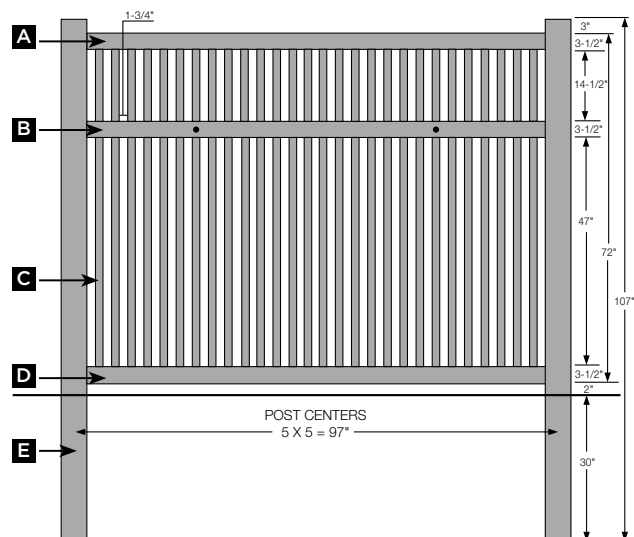
Note: 2" x 4" = 1-3/4" x 3-1/2"

- A TOP RAIL** PALLET QUANTITY = 138
2" x 4" x 95-1/2"
- B MID RAIL** PALLET QUANTITY = 138
2" x 4" x 95-1/2"
- C PICKETS** PALLET QUANTITY = 1000
28 pieces of 7/8" x 1-1/2" x 71-5/8"
- D BOTTOM RAIL**
PALLET QUANTITY = 138
2" x 4" x 95-1/2"
Includes steel channel.
- E POST** PALLET QUANTITY = 48
5" x 5" x 107"

Racks up to 5 degrees



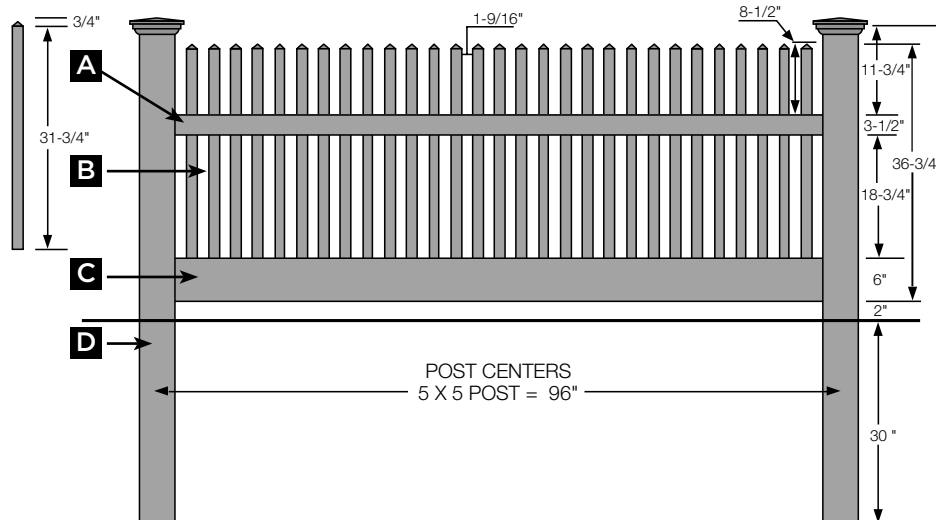
**MEETS
POOL
CODE**



QUANTITY	PRODUCT NUMBER	DESCRIPTION
FENCE SECTIONS		
_____	22023	Manchester Fence Section (3 ft. x 8 ft.)
<i>Note: Fence Section includes A, B, C and section hardware. Post and caps sold separately.</i>		
5 IN. X 5 IN. POSTS		
_____	54021	Manchester Corner Post 5 in. x 5 in. x 72 in.
_____	54022	Manchester Line Post 5 in. x 5 in. x 72 in.
_____	54023	Manchester End Post 5 in. x 5 in. x 72 in.
_____	539072	Blank Post 5 in. x 5 in. x 72 in.
POST CAPS		
_____	70416	Gothic Cap Ext 5 in. x 5 in.
_____	70417	Flat Cap Int 5 in. x 5 in.
_____	70493	Ball Cap 5 in. x 5 in.
_____	70418	Flat Cap Ext 5 in. x 5 in.
_____	70427	New England Cap Ext 5 in. x 5 in.
GATES (hardware ordered separately)		
_____	42711	Manchester Gate Kit (builds up to 50 in. wide gate)
_____	437024	Manchester Preassembled Gate 50 in. Wide
_____	70095	Aluminum 5 in. x 5 in. x 94 in. Gate Post Stiffener
_____	27635	Drop Pin Kit
_____	27742	5 ft. to 6 ft. Height Gate Hardware (self-closing hinges and latch)
_____	27747	LokkLatch Magnetic Gate Hardware (5 ft. and 6 ft. height fence)
_____	27745	Deluxe Key Entry Nylon Gate Hardware (5 ft. and 6 ft. height fence)
_____	27752	Plus Key Entry Nylon Gate Hardware (5 ft. and 6 ft. height fence)
_____	27731	Standard Stainless Steel Gate Hardware Pebble Black Finish
<i>Note: Gate kits include (2) 2-1/2 in. x 4 in. up-rights, caps and screws. Rails and pickets ordered separately.</i>		
OPTIONAL/EXTRA MATERIAL		
_____	70090	Steel Reinforcement Channel x 92 in. for 2 in. x 6 in. Rail
_____	60783P	Lock Rings (order 2 per rail) Qty: 24
_____	286528	2 in. x 6 in. x 94-1/2 in. Routed Bottom Rail with Steel
_____	290564	2 in. x 3-1/2 in. x 95 in. Routed Mid Rail
_____	388032	Picket 1-1/2 in. x 1-1/2 in. x 31-3/4 in. with Pointed Cap
_____	71414	2 in. EZ Set Post Brackets (pair with hardware - optional)

- A MID RAIL**
 PALLET QUANTITY = 120
 2" x 3 1/2" x 95"
- B PICKETS (with caps attached)**
 PALLET QUANTITY = 300
 29 pieces of 1-1/2" x 1-1/2" x 31-3/4"
- PICKET CAPS**
 1-1/2" x 1-1/2" x 3/4"
 Pointed picket caps.
- C BOTTOM RAIL**
 PALLET QUANTITY = 84
 2" x 6" x 94-1/2" Ribbed.
 Includes steel channel.
- D POST**
 PALLET QUANTITY = 48
 5" x 5" x 72"

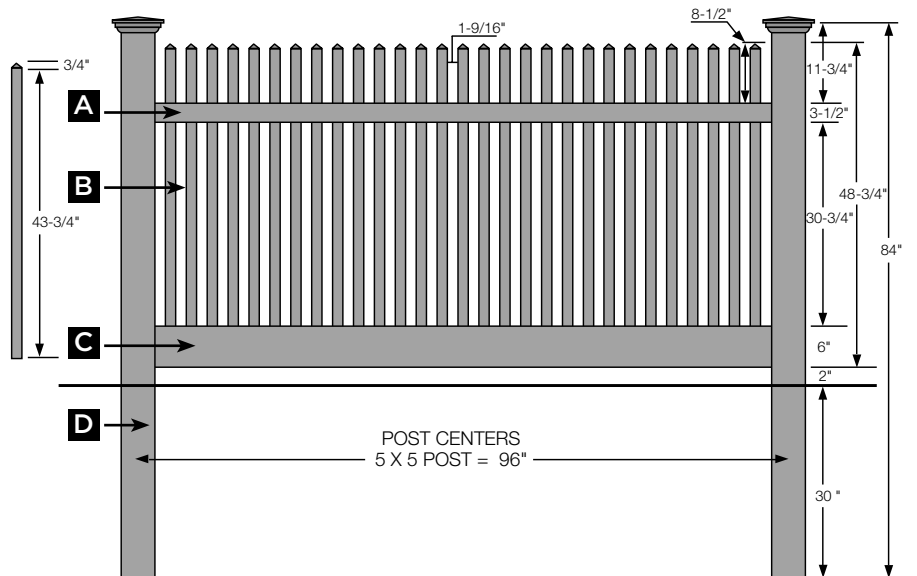
Racks up to 5 degrees



QUANTITY	PRODUCT NUMBER	DESCRIPTION
FENCE SECTIONS		
_____	22024	Manchester Fence Section (4 ft. x 8 ft.)
<i>Note: Fence Section includes A, B, C and section hardware. Post and caps sold separately.</i>		
5 IN. X 5 IN. POSTS		
_____	54041	Manchester Corner Post 5 in. x 5 in. x 84 in.
_____	54042	Manchester Line Post 5 in. x 5 in. x 84 in.
_____	54043	Manchester End Post 5 in. x 5 in. x 84 in.
_____	539084	Blank Post 5 in. x 5 in. x 84 in.
POST CAPS		
_____	70416	Gothic Cap Ext 5 in. x 5 in.
_____	70417	Flat Cap Int 5 in. x 5 in.
_____	70493	Ball Cap 5 in. x 5 in.
_____	70418	Flat Cap Ext 5 in. x 5 in.
_____	70427	New England Cap Ext 5 in. x 5 in.
GATES (hardware ordered separately)		
_____	42713	Manchester Gate Kit (builds up to 50 in. wide gate)
_____	437025	Manchester Preassembled Gate 50 in. Wide
_____	70095	Aluminum 5 in. x 5 in. x 94 in. Gate Post Stiffener
_____	27635	Drop Pin Kit
_____	27742	5 ft. to 6 ft. Height Gate Hardware (self-closing hinges and latch)
_____	27745	Deluxe Key Entry Nylon Gate Hardware (5 ft. and 6 ft. height fence)
_____	27752	Plus Key Entry Nylon Gate Hardware (5 ft. and 6 ft. height fence)
_____	27747	LokkLatch Magnetic Gate Hardware (5 ft. and 6 ft. height fence)
_____	27731	Standard Stainless Steel Gate Hardware Pebble Black Finish
<i>Note: Gate kits include (2) 2-1/2 in. x 4 in. up-rights, caps and screws. Rails and pickets ordered separately.</i>		
OPTIONAL/EXTRA MATERIAL		
_____	70090	Steel Reinforcement Channel x 92 in. for 2 in. x 6 in. Rail
_____	60783P	Lock Rings (order 2 per rail) Qty: 24
_____	286528	2 in. x 6 in. x 94-1/2 in. Routed Bottom Rail with Steel
_____	290564	2 in. x 3-1/2 in. x 95 in. Routed Mid Rail
_____	388044	Picket 1-1/2 in. x 1-1/2 in. x 43-3/4 in. with Pointed Cap
_____	71414	2 in. EZ Set Post Brackets (pair with hardware - optional)

- A MID RAIL**
 PALLET QUANTITY = 120
 2" x 3 1/2" x 95"
- B PICKETS** (with caps attached)
 PALLET QUANTITY = 300
 29 pieces of 1-1/2" x 1-1/2" x 43-3/4"
- PICKET CAPS**
 1-1/2" x 1-1/2" x 3/4"
 Pointed picket caps.
- C BOTTOM RAIL**
 PALLET QUANTITY = 84
 2" x 6" x 94-1/2" Ribbed.
 Includes steel channel.
- D POST** PALLET QUANTITY = 48
 5" x 5" x 84"

Racks up to 5 degrees

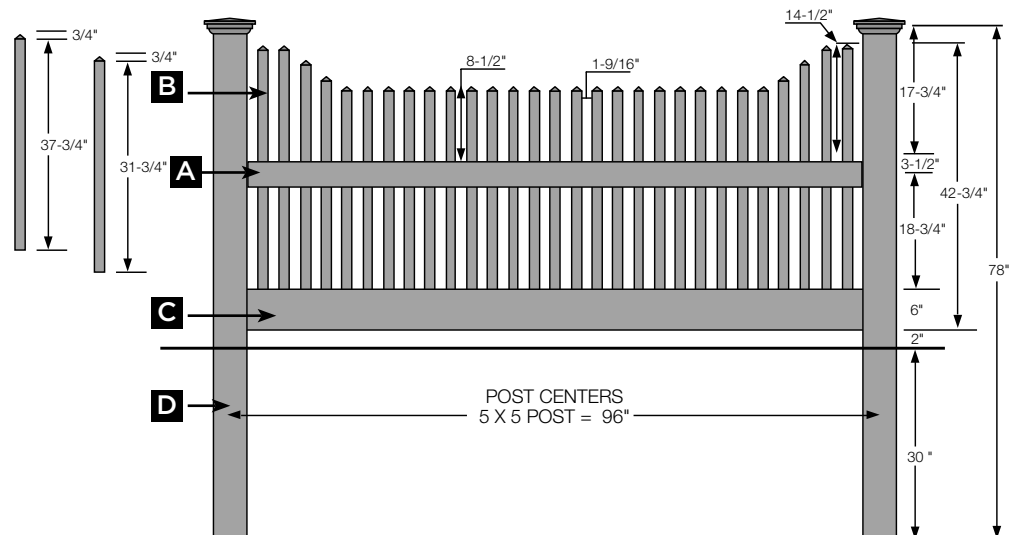


QUANTITY	PRODUCT NUMBER	DESCRIPTION
FENCE SECTIONS		
_____	22033	Manchester Concave Fence Section (3 to 3-1/2 ft. x 8 ft.)
<i>Note: Fence Section includes A, B, C and section hardware. Post and caps sold separately.</i>		
5 IN. X 5 IN. POSTS		
_____	54031	Manchester Corner Post 5 in. x 5 in. x 78 in.
_____	54032	Manchester Line Post 5 in. x 5 in. x 78 in.
_____	54033	Manchester End Post 5 in. x 5 in. x 78 in.
_____	539078	Blank Post 5 in. x 5 in. x 78 in.
POST CAPS		
_____	70416	Gothic Cap Ext 5 in. x 5 in.
_____	70417	Flat Cap Int 5 in. x 5 in.
_____	70493	Ball Cap 5 in. x 5 in.
_____	70418	Flat Cap Ext 5 in. x 5 in.
_____	70427	New England Cap Ext 5 in. x 5 in.
GATES (hardware ordered separately)		
_____	42712	Manchester Gate Kit Scalloped (builds up to 50 in. wide gate)
_____	70095	Aluminum 5 in. x 5 in. x 94 in. Gate Post Stiffener
_____	27635	Drop Pin Kit
_____	27742	5 ft. to 6 ft. Height Gate Hardware (self-closing hinges and latch)
_____	27745	Deluxe Key Entry Nylon Gate Hardware (5 ft. and 6 ft. height fence)
_____	27752	Plus Key Entry Nylon Gate Hardware (5 ft. and 6 ft. height fence)
_____	27747	LokkLatch Magnetic Gate Hardware (5 ft. and 6 ft. height fence)
_____	27731	Standard Stainless Steel Gate Hardware Pebble Black Finish
<i>Note: Gate kits include (2) 2-1/2 in. x 4 in. up-rights, caps and screws. Rails and pickets ordered separately.</i>		
OPTIONAL/EXTRA MATERIAL		
_____	388038	Picket 1-1/2 in. x 1-1/2 in. x 37-3/4 in. with Pointed Cap
_____	388032	Picket 1-1/2 in. x 1-1/2 in. x 31-3/4 in. with Pointed Cap
_____	60783P	Lock Rings (order 2 per rail) Qty: 24
_____	70090	Steel Reinforcement Channel x 92 in. for 2 in. x 6 in. Rail
_____	286528	2 in. x 6 in. x 94-1/2 in. Routed Bottom Rail with Steel
_____	290564	2 in. x 3-1/2 in. x 95 in. Routed Mid Rail
_____	71414	2 in. EZ Set Post Brackets (pair with hardware - optional)

- A MID RAIL**
 PALLET QUANTITY = 120
 2" x 3 1/2" x 95"
- B PICKETS (with caps attached)**
 21 pieces of
 1-1/2" x 1-1/2" x 31-3/4"
 8 pieces of
 1-1/2" x 1-1/2" x 37-3/4"
- PICKET CAPS**
 1-1/2" x 1-1/2" x 3/4"
 Pointed picket caps.
- C BOTTOM RAIL**
 PALLET QUANTITY = 84
 2" x 6" x 94-1/2" Ribbed.
 Includes steel channel.
- D POST**
 PALLET QUANTITY = 48
 5" x 5" x 78"

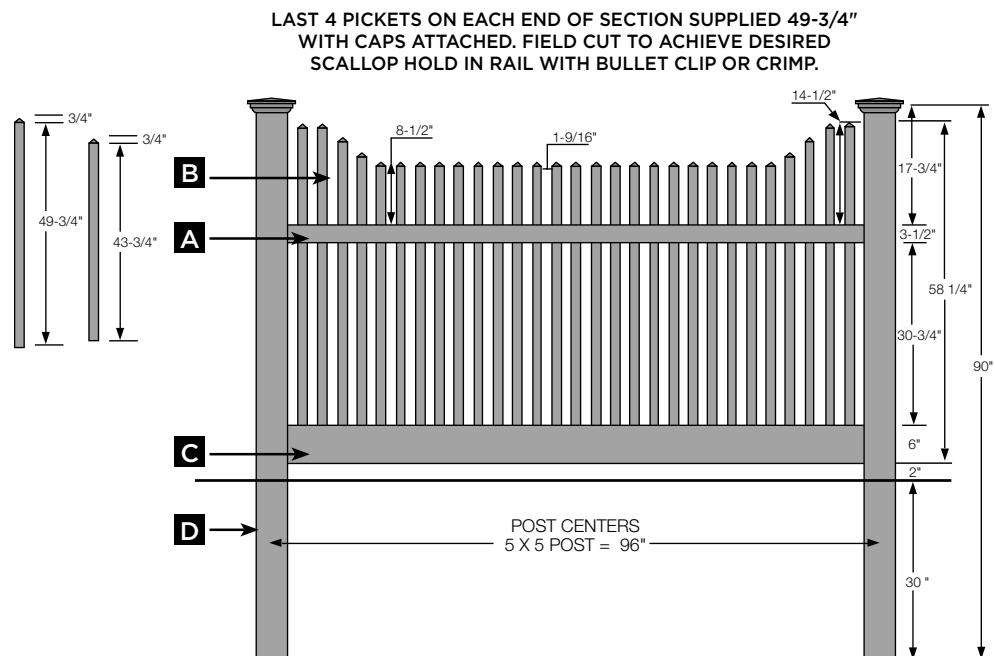
Racks up to 5 degrees

LAST 4 PICKETS ON EACH END OF SECTION SUPPLIED 37-3/4" WITH CAPS ATTACHED. FIELD CUT TO ACHIEVE DESIRED SCALLOP HOLD IN RAIL WITH BULLET CLIP OR CRIMP.



QUANTITY	PRODUCT NUMBER	DESCRIPTION
FENCE SECTIONS		
_____	22034	Manchester Concave Fence Section (4 to 4-1/2 ft. x 8 ft.)
<i>Note: Fence Section includes A, B, C and section hardware. Post and caps sold separately.</i>		
5 IN. X 5 IN. POSTS		
_____	54051	Manchester Corner Post 5 in. x 5 in. x 90 in.
_____	54052	Manchester Line Post 5 in. x 5 in. x 90 in.
_____	54053	Manchester End Post 5 in. x 5 in. x 90 in.
_____	539090	Blank Post 5 in. x 5 in. x 90 in.
POST CAPS		
_____	70416	Gothic Cap Ext 5 in. x 5 in.
_____	70417	Flat Cap Int 5 in. x 5 in.
_____	70493	Ball Cap 5 in. x 5 in.
_____	70418	Flat Cap Ext 5 in. x 5 in.
_____	70427	New England Cap Ext 5 in. x 5 in.
GATES (hardware ordered separately)		
_____	42714	Manchester Gate Kit Scalloped (builds up to 50 in. wide gate)
_____	70095	Aluminum 5 in. x 5 in. x 94 in. Gate Post Stiffener
_____	27635	Drop Pin Kit
_____	27742	5 ft. to 6 ft. Height Gate Hardware (self-closing hinges and latch)
_____	27745	Deluxe Key Entry Nylon Gate Hardware (5 ft. and 6 ft. height fence)
_____	27752	Plus Key Entry Nylon Gate Hardware (5 ft. and 6 ft. height fence)
_____	27747	LokkLatch Magnetic Gate Hardware (5 ft. and 6 ft. height fence)
_____	27731	Standard Stainless Steel Gate Hardware Pebble Black Finish
<i>Note: Gate kits include (2) 2-1/2 in. x 4 in. up-rights, caps and screws. Rails and pickets ordered separately.</i>		
OPTIONAL/EXTRA MATERIAL		
_____	388050	Picket 1-1/2 in. x 1-1/2 in. x 49-3/4 in. with Pointed Cap
_____	388044	Picket 1-1/2 in. x 1-1/2 in. x 43-3/4 in. with Pointed Cap
_____	60783P	Lock Rings (order 2 per rail) Qty: 24
_____	70090	Steel Reinforcement Channel x 92 in. for 2 in. x 6 in. Rail
_____	286528	2 in. x 6 in. x 94-1/2 in. Routed Bottom Rail with Steel
_____	290564	2 in. x 3-1/2 in. x 95 in. Routed Mid Rail
_____	71414	2 in. EZ Set Post Brackets (pair with hardware - optional)

- A MID RAIL**
 PALLET QUANTITY = 120
 2" x 3 1/2" x 95"
- B PICKETS**
 (with caps attached)
 21 pickets of
 1-1/2" x 1-1/2" x 43-3/4"
 8 pickets of
 1-1/2" x 1-1/2" x 49-3/4"
- PICKET CAPS**
 1-1/2" x 1-1/2" x 3/4"
 Pointed picket caps
- C BOTTOM RAIL**
 PALLET QUANTITY = 84
 2" x 6" x 94-1/2" Ribbed.
 Includes steel channel.
- D POST**
 PALLET QUANTITY = 48
 5" x 5" x 90"
Racks up to 5 degrees



QUANTITY	PRODUCT NUMBER	DESCRIPTION
FENCE SECTIONS		
_____	20323	Cape Cod Fence Section (3 ft. x 6 ft.)
<i>Note: Fence section includes A, B, C and section hardware. Post and caps sold separately.</i>		
4 IN. X 4 IN. POSTS		
_____	64101	T12 Corner Post 4 in. x 4 in. x 64 in.
_____	64102	T12 Line Post 4 in. x 4 in. x 64 in.
_____	64103	T12 End Post 4 in. x 4 in. x 64 in.
_____	649064	Blank Post 4 in. x 4 in. x 64 in.
POST CAPS		
_____	70409	Gothic Cap Ext 4 in. x 4 in.
_____	70411	Flat Cap Int 4 in. x 4 in.
_____	70492	Ball Cap 4 in. x 4 in.
_____	70414	Flat Cap Ext 4 in. x 4 in.
_____	70426	New England Cap 4 in. x 4 in.
GATES (hardware ordered separately)		
_____	42701	T12 Gate Kit (builds up to 50 in. wide gate)
_____	70035	T12 Gate Extension Kit (builds up to 60 in. wide gate) gate kit must also be ordered
_____	437001	Assembled Gate 50 in. Wide
_____	70072	Aluminum 4 in. x 4 in. x 72 in. Gate Post Stiffener
_____	27635	Drop Pin Kit
_____	27741	3 ft. to 4 ft. Height Gate Hardware (self-closing hinges and latch)
_____	27744	Deluxe Key Entry Nylon Gate Hardware (3 ft. and 4 ft. height fence)
_____	27751	Plus Key Entry Nylon Gate Hardware (3 ft. and 4 ft. height fence)
_____	27731	Standard Stainless Steel Gate Hardware Pebble Black Finish
<i>Note: Gate kits include (2) 2-1/2 in. x 4 in. up-rights, caps and screws. Rails and pickets ordered separately.</i>		
OPTIONAL/EXTRA MATERIAL		
_____	28212	T12 2 in. x 4 in. x 71-1/2 in. Drilled Rail
_____	3533000	T12 Picket 7/8 in. x 3 in. x 33 in. with Pointed Cap, Drilled
_____	71413	1-5/8 in. EZ Set Post Brackets (pair with hardware - optional)
_____	70814	12 Picket Hardware Bag

Note: 2" x 4" = 1-3/4" x 3-1/2"

A TOP RAIL

PALLET QUANTITY = 138
 2" x 4" x 71-1/2"

B PICKETS (with caps attached)

PALLET QUANTITY = 576
 12 pickets of 7/8" x 3" x 33"
 Length does not include cap.

PICKET CAPS

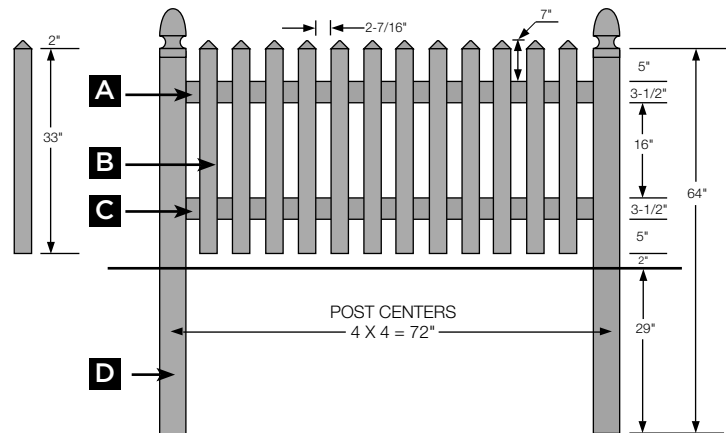
12 pieces of 7/8" x 3" x 2"
 Pointed picket caps.

C BOTTOM RAIL

PALLET QUANTITY = 138
 2" x 4" x 71-1/2"

D POST

PALLET QUANTITY = 60
 4" x 4" x 64"



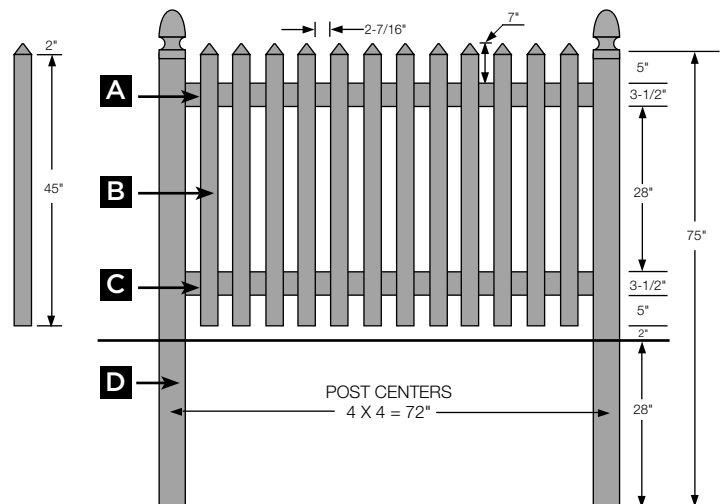
Racks up to 15 degrees

QUANTITY	PRODUCT NUMBER	DESCRIPTION
FENCE SECTIONS		
_____	20324	Cape Cod Fence Section (4 ft. x 6 ft.)
<i>Note: Fence section includes A, B, C and section hardware. Post and caps sold separately.</i>		
4 IN. X 4 IN. POSTS		
_____	64111	T12 Corner Post 4 in. x 4 in. x 75 in.
_____	64112	T12 Line Post 4 in. x 4 in. x 75 in.
_____	64113	T12 End Post 4 in. x 4 in. x 75 in.
_____	649075	Blank Post 4 in. x 4 in. x 75 in.
POST CAPS		
_____	70409	Gothic Cap Ext 4 in. x 4 in.
_____	70411	Flat Cap Int 4 in. x 4 in.
_____	70492	Ball Cap 4 in. x 4 in.
_____	70414	Flat Cap Ext 4 in. x 4 in.
_____	70426	New England Cap 4 in. x 4 in.
GATES (hardware ordered separately)		
_____	42703	T12 Gate Kit (builds up to 50 in. wide gate)
_____	70035	T12 Gate Extension Kit (builds up to 60 in. wide gate) gate kit must also be ordered
_____	437007	Assembled Gate 50 in. Wide
_____	70072	Aluminum 4 in. x 4 in. x 72 in. Gate Post Stiffener
_____	27635	Drop Pin Kit
_____	27741	3 ft. to 4 ft. Height Gate Hardware (self-closing hinges and latch)
_____	27744	Deluxe Key Entry Nylon Gate Hardware (3 ft. and 4 ft. height fence)
_____	27751	Plus Key Entry Nylon Gate Hardware (3 ft. and 4 ft. height fence)
_____	27731	Standard Stainless Steel Gate Hardware Pebble Black Finish
<i>Note: Gate kits include (2) 2-1/2 in. x 4 in. up-rights, caps, and screws. Rails and pickets ordered separately.</i>		
OPTIONAL/EXTRA MATERIAL		
_____	28212	T12 2 in. x 4 in. x 71-1/2 in. Drilled Rail
_____	3545000	T12 Picket 7/8 in. x 3 in. x 45 in. with Pointed Cap, Drilled
_____	71413	1-5/8 in. EZ Set Post Brackets (pair with hardware - optional)
_____	70814	12 Picket Hardware Bag

Note: 2" x 4" = 1-3/4" x 3-1/2"

- A TOP RAIL** PALLET QUANTITY = 138
2" x 4" x 71-1/2"
- B PICKETS** (with caps attached)
PALLET QUANTITY = 576
12 pickets of 7/8" x 3" x 45"
Length does not include cap.
- PICKET CAPS**
12 pieces of 7/8" x 3" x 2"
Pointed picket caps.
- C BOTTOM RAIL**
PALLET QUANTITY = 138
2" x 4" x 71-1/2"
- D POST** PALLET QUANTITY = 60
4" x 4" x 75"

Racks up to 15 degrees



QUANTITY	PRODUCT NUMBER	DESCRIPTION
FENCE SECTIONS		
_____	20343	Cape Cod Concave Fence Section (3 to 3-1/2 ft. x 6 ft.)
<i>Note: Fence section includes A, B, C and section hardware. Post and caps sold separately.</i>		
4 IN. X 4 IN. POSTS		
_____	64121	T12 Concave Corner Post 4 in. x 4 in. x 75 in.
_____	64122	T12 Concave Line Post 4 in. x 4 in. x 75 in.
_____	64123	T12 Concave End Post 4 in. x 4 in. x 75 in.
_____	649075	Blank Post 4 in. x 4 in. x 75 in.
POST CAPS		
_____	70409	Gothic Cap Ext 4 in. x 4 in.
_____	70411	Flat Cap Int 4 in. x 4 in.
_____	70492	Ball Cap 4 in. x 4 in.
_____	70414	Flat Cap Ext 4 in. x 4 in.
_____	70426	New England Cap 4 in. x 4 in.
GATES (hardware ordered separately)		
_____	42702	T12 Concave Gate Kit (builds up to 50 in. wide gate)
_____	70035	T12 Gate Extension Kit (builds up to 60 in. wide gate) gate kit must also be ordered
_____	437004	Concave Assembled Gate 50 in. Wide
_____	70072	Aluminum 4 in. x 4 in. x 72 in. Gate Post Stiffener
_____	27635	Drop Pin Kit
_____	27741	3 ft. to 4 ft. Height Gate Hardware (self-closing hinges and latch)
_____	27744	Deluxe Key Entry Nylon Gate Hardware (3 ft. and 4 ft. height fence)
_____	27751	Plus Key Entry Nylon Gate Hardware (3 ft. and 4 ft. height fence)
_____	27731	Standard Stainless Steel Gate Hardware Pebble Black Finish
<i>Note: Gate kits include (2) 2-1/2 in. x 4 in. up-rights, caps and screws. Rails and pickets ordered separately.</i>		
OPTIONAL/EXTRA MATERIAL		
_____	28212	T12 2 in. x 4 in. x 71-1/2 in. Drilled Rail
_____	34841	T12 Concave Fence Fill Kit 7/8 in. x 3 in. Pickets (12 pc) 3 ft. CC
_____	3764000	T12 Picket 7/8 in. x 3 in. x 64 in. with Pointed Cap, Undrilled
_____	71413	1-5/8 in. EZ Set Post Brackets (pair with hardware - optional)
_____	70814	12 Picket Hardware Bag

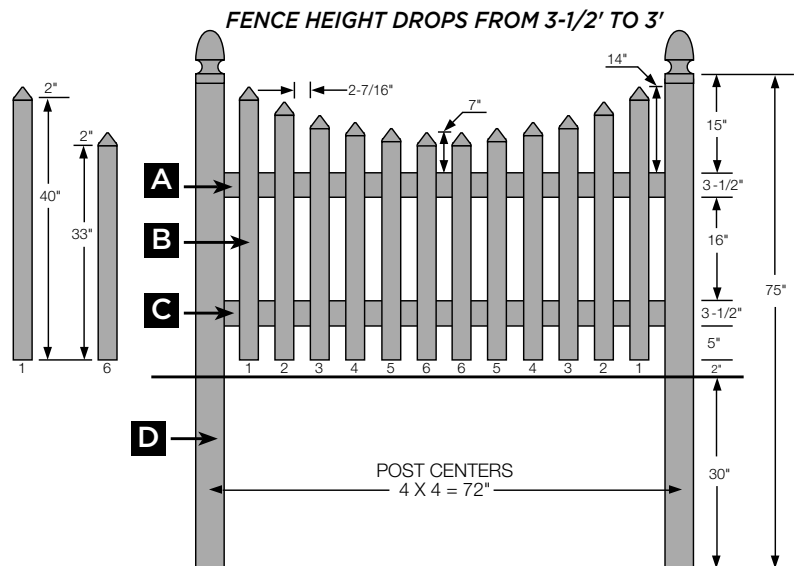
Note: 2" x 4" = 1-3/4" x 3-1/2"

- A TOP RAIL** PALLET QUANTITY = 138
2" x 4" x 71-1/2"
- B PICKETS** (with caps attached)
12 pickets of 7/8" x 3"
PALLET QUANTITY = 48 Fill Kits
Picket lengths:

#1 = 40"	#4 = 34-1/2"
#2 = 37-1/2"	#5 = 33-5/8"
#3 = 35-3/4"	#6 = 33"

 (pickets = 2 of each number)
Length does not include cap.
- C BOTTOM RAIL** PALLET QUANTITY = 138
2" x 4" x 71-1/2"
- D POST** PALLET QUANTITY = 60
4" x 4" x 75"

Racks up to 15 degrees



QUANTITY	PRODUCT NUMBER	DESCRIPTION
FENCE SECTIONS		
_____	20344	Cape Cod Concave Fence Section (4 to 4-1/2 ft. x 6 ft.)
<i>Note: Fence section includes A, B, C and section hardware. Post and caps sold separately.</i>		
4 IN. X 4 IN. POSTS		
_____	64131	T12 Concave Corner Post 4 in. x 4 in. x 90 in.
_____	64132	T12 Concave Line Post 4 in. x 4 in. x 90 in.
_____	64133	T12 Concave End Post 4 in. x 4 in. x 90 in.
_____	649090	Blank Post 4 in. x 4 in. x 90 in.
POST CAPS		
_____	70409	Gothic Cap Ext 4 in. x 4 in.
_____	70411	Flat Cap Int 4 in. x 4 in.
_____	70492	Ball Cap 4 in. x 4 in.
_____	70414	Flat Cap Ext 4 in. x 4 in.
_____	70426	New England Cap 4 in. x 4 in.
GATES (hardware ordered separately)		
_____	42704	T12 Concave Gate Kit (builds up to 50 in. wide gate)
_____	70035	T12 Gate Extension Kit (builds up to 60 in. wide gate) gate kit must also be ordered
_____	437011	Concave Assembled Gate 50 in. Wide
_____	70082	Aluminum 4 in. x 4 in. x 82 in. Gate Post Stiffener
_____	27635	Drop Pin Kit
_____	27741	3 ft. to 4 ft. Height Gate Hardware (self-closing hinges and latch)
_____	27744	Deluxe Key Entry Nylon Gate Hardware (3 ft. and 4 ft. height fence)
_____	27751	Plus Key Entry Nylon Gate Hardware (3 ft. and 4 ft. height fence)
_____	27731	Standard Stainless Steel Gate Hardware Pebble Black Finish
<i>Note: Gate kits include (2) 2-1/2 in. x 4 in. up-rights, caps, and screws. Rails and pickets ordered separately.</i>		
OPTIONAL/EXTRA MATERIAL		
_____	28212	T12 2 in. x 4 in. x 71-1/2 in. Drilled Rail
_____	34842	T12 Concave Fence Fill Kit 7/8 in. x 3 in. Pickets (12 pc) 4 ft. CC
_____	3764000	T12 Picket 7/8 in. x 3 in. x 64 in. with Pointed Cap, Undrilled
_____	71413	1-5/8 in. EZ Set Post Brackets (pair with hardware - optional)
_____	70814	12 Picket Hardware Bag

Note: 2" x 4" = 1-3/4" x 3-1/2"

A TOP RAIL PALLET QUANTITY = 138
 2" x 4" x 71-1/2"

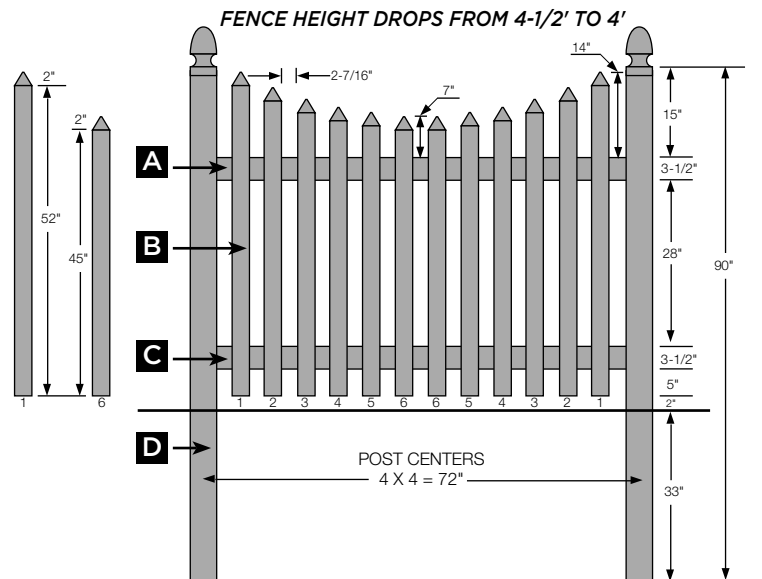
B PICKETS (with caps attached)
 12 pickets of 7/8" x 3"
 PALLET QUANTITY = 48 Fill Kits
 Picket lengths:
 #1 = 52" #4 = 46-1/2"
 #2 = 49-1/2" #5 = 45-5/8"
 #3 = 47-3/4" #6 = 45"
 (pickets = 2 of each number)
 Length does not include cap.

PICKET CAPS
 12 pieces of 7/8" x 3" x 2" Pointed picket caps.

C BOTTOM RAIL PALLET QUANTITY = 138
 2" x 4" x 71-1/2"

D POST PALLET QUANTITY = 60
 4" x 4" x 90"

Racks up to 15 degrees



Traditional Danbury

4 ft. High / 8 ft. Wide

Select one of the available colors
 ■ Almond ■ Clay ■ White

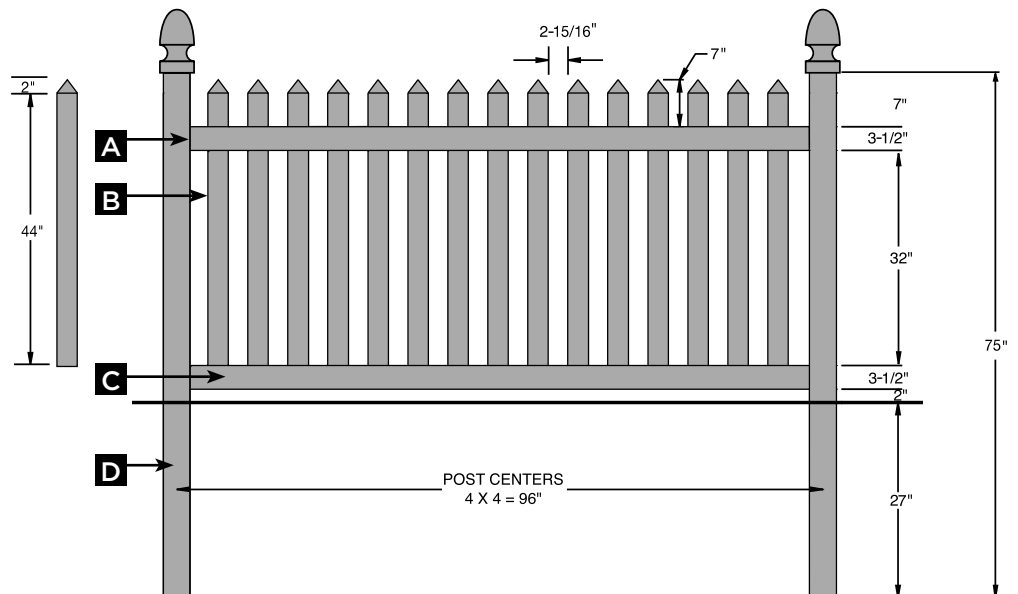
For colors, add color letters to item number: Almond (AL), Clay (C).

Note: Mixed color sections must be ordered as components; pricing will be higher than standard sections.

QUANTITY	PRODUCT NUMBER	DESCRIPTION
FENCE SECTIONS		
_____	20352	Danbury Fence Section (4 ft. x 8 ft.)
Note: Fence section includes A, B, C and section hardware. Post and caps sold separately.		
4 IN. X 4 IN. POSTS		
_____	64311	T15 Corner Post 4 in. x 4 in. x 75 in.
_____	64312	T15 Line Post 4 in. x 4 in. x 75 in.
_____	64313	T15 End Post 4 in. x 4 in. x 75 in.
_____	649075	Blank Post 4 in. x 4 in. x 75 in.
POST CAPS		
_____	70409	Gothic Cap Ext 4 in. x 4 in.
_____	70411	Flat Cap Int 4 in. x 4 in.
_____	70492	Ball Cap 4 in. x 4 in.
_____	70414	Flat Cap Ext 4 in. x 4 in.
_____	70426	New England Cap 4 in. x 4 in.
GATES (hardware ordered separately)		
_____	42707	T15 Gate Kit (builds up to 50 in. wide gate)
_____	437018	Danbury Preassembled Gate 50 in. Wide
_____	70072	Aluminum 4 in. x 4 in. x 72 in. Gate Post Stiffener
_____	27635	Drop Pin Kit
_____	27741	3 ft. to 4 ft. Height Gate Hardware (self-closing hinges and latch)
_____	27744	Deluxe Key Entry Nylon Gate Hardware (3 ft. and 4 ft. height fence)
_____	27751	Plus Key Entry Nylon Gate Hardware (3 ft. and 4 ft. height fence)
_____	27731	Standard Stainless Steel Gate Hardware Pebble Black Finish
Note: Gate kits include (2) 2-1/2 in. x 4 in. up-rights, caps and screws. Rails and pickets ordered separately.		
OPTIONAL/EXTRA MATERIAL		
_____	28453	T15 2 in. x 4 in. x 95-1/2 in. Routed Mid Rail
_____	28454	T15 2 in. x 4 in. x 95-1/2 in. Routed Bottom Rail with Steel
_____	4144000	Danbury Picket 7/8 in. x 3 in. x 44 in. with Pointed Cap, Crimped
_____	71413	1-5/8 in. EZ Set Post Brackets (pair with hardware - optional)

Note: 2" x 4" = 1-3/4" x 3-1/2"

- A TOP rail** PALLET QUANTITY = 138
2" x 4" x 95-1/2"
 - B PICKETS** (with caps attached)
15 pickets of 7/8" x 3" x 44"
PALLET QUANTITY = 450
Length does not include cap.
 - C PICKET CAPS**
15 pieces of 7/8" x 3" x 2"
Pointed picket caps.
 - D BOTTOM RAIL**
PALLET QUANTITY = 138
2" x 4" x 95-1/2"
Includes steel channel.
 - E POST** PALLET QUANTITY = 60
4" x 4" x 75"
- Racks up to 5 degrees**

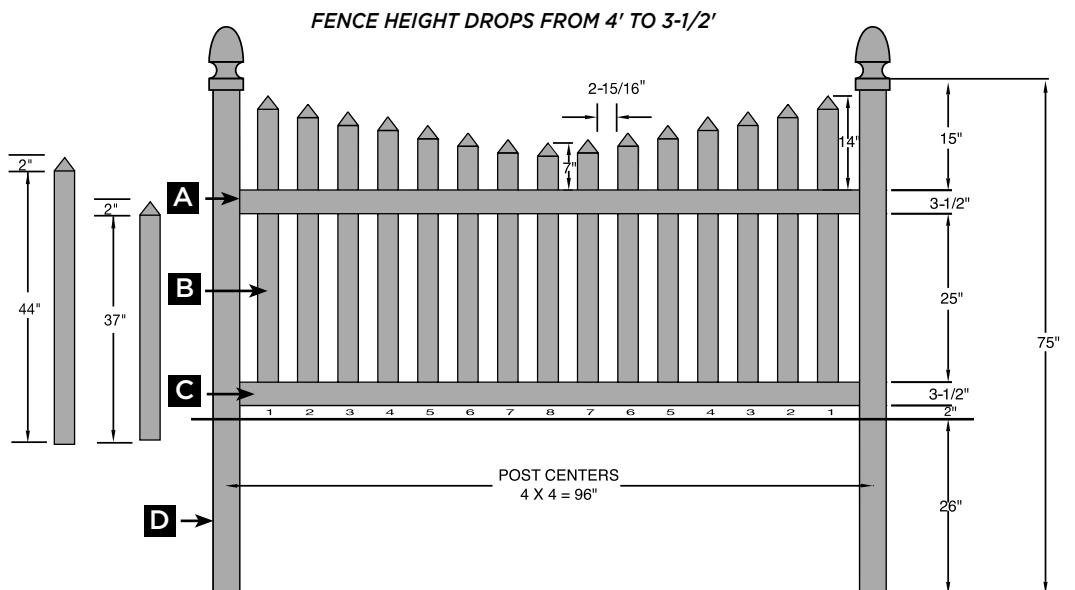


Note: Mixed color sections must be ordered as components; pricing will be higher than standard sections.

QUANTITY	PRODUCT NUMBER	DESCRIPTION
FENCE SECTIONS		
_____	20350	Danbury Concave Fence Section (4 to 3-1/2 ft. x 8 ft.)
<i>Note: Fence section includes A, B, C and section hardware. Post and caps sold separately.</i>		
4 IN. X 4 IN. POSTS		
_____	64321	T15 Concave Corner Post 4 in. x 4 in. x 75 in.
_____	64322	T15 Concave Line Post 4 in. x 4 in. x 75 in.
_____	64323	T15 Concave End Post 4 in. x 4 in. x 75 in.
_____	649075	Blank Post 4 in. x 4 in. x 75 in.
POST CAPS		
_____	70409	Gothic Cap Ext 4 in. x 4 in.
_____	70411	Flat Cap Int 4 in. x 4 in.
_____	70492	Ball Cap 4 in. x 4 in.
_____	70414	Flat Cap Ext 4 in. x 4 in.
_____	70426	New England Cap 4 in. x 4 in.
GATES (hardware ordered separately)		
_____	42708	T15 Concave Gate Kit (builds up to 50 in. wide gate)
_____	437020	Danbury Concave Preassembled Gate 50 in. Wide
_____	70072	Aluminum 4 in. x 4 in. x 72 in. Gate Post Stiffener
_____	27635	Drop Pin Kit
_____	27741	3 ft. to 4 ft. Height Gate Hardware (self-closing hinges and latch)
_____	27744	Deluxe Key Entry Nylon Gate Hardware (3 ft. and 4 ft. height fence)
_____	27751	Plus Key Entry Nylon Gate Hardware (3 ft. and 4 ft. height fence)
_____	27731	Standard Stainless Steel Gate Hardware Pebble Black Finish
<i>Note: Gate kits include (2) 2-1/2 in. x 4 in. up-rights, caps and screws. Rails and pickets ordered separately.</i>		
OPTIONAL/EXTRA MATERIAL		
_____	28453	T15 2 in. x 4 in. x 95-1/2 in. Routed Mid Rail
_____	28454	T15 2 in. x 4 in. x 95-1/2 in. Routed Bottom Rail with Steel
_____	34604	Danbury Concave Fence Fill Kit 7/8 in. x 3 in. Picket (15 pc with pointed caps)
_____	4144000	Danbury Picket 7/8 in. x 3 in. x 44 in. with Pointed Cap, Crimped
_____	71413	1-5/8 in. EZ Set Post Brackets (pair with hardware - optional)

Note: 2" x 4" = 1-3/4" x 3-1/2"

- A TOP RAIL**
 PALLET QUANTITY = 138
 2" x 4" x 95-1/2"
- B PICKETS (with caps attached)**
 15 pickets of 7/8" x 3"
 PALLET QUANTITY = 30 Fill Kits
 Picket lengths:
 #1 = 44" #5 = 39-3/8"
 #2 = 42-3/4" #6 = 38-3/8"
 #3 = 41-1/2" #7 = 37-1/2"
 #4 = 40-3/8" #8 = 37"
 (pickets = 2 of each number except only 1 of number 8)
 Length does not include cap.
- C PICKET CAPS**
 15 pieces of 7/8" x 3" x 2"
 Pointed picket caps.
- D BOTTOM RAIL**
 PALLET QUANTITY = 138
 2" x 4" x 95-1/2"
 Includes steel channel.
- D POST** PALLET QUANTITY = 60
 4" x 4" x 75"



Racks up to 5 degrees

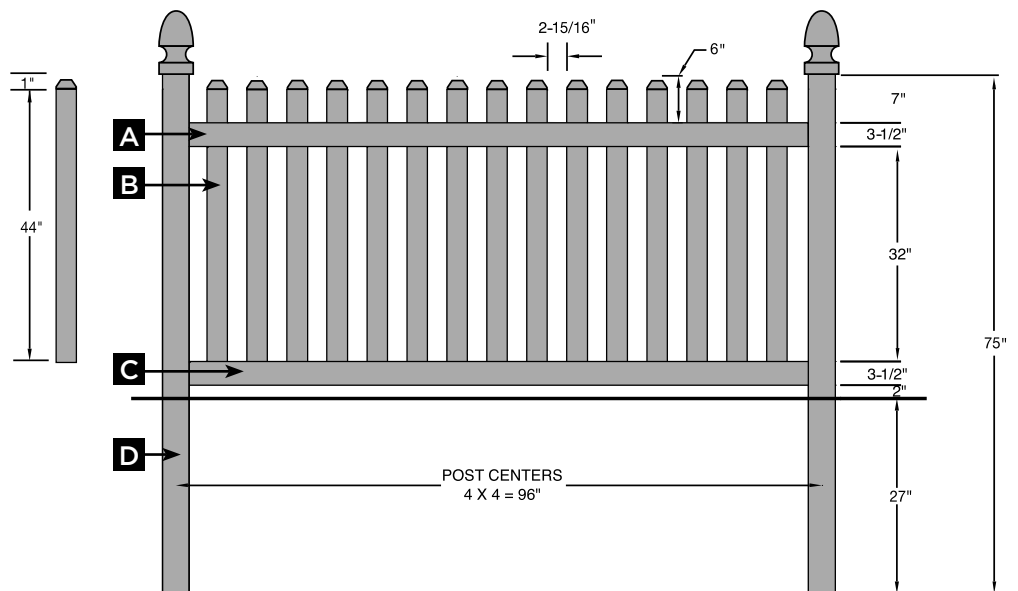
Note: Mixed color sections must be ordered as components; pricing will be higher than standard sections.

QUANTITY	PRODUCT NUMBER	DESCRIPTION
FENCE SECTIONS		
_____	20355	Rothbury Fence Section (4 ft. x 8 ft.)
<i>Note: Fence section includes A, B, C and section hardware. Post and caps sold separately.</i>		
4 IN. X 4 IN. POSTS		
_____	64311	T15 Corner Post 4 in. x 4 in. x 75 in.
_____	64312	T15 Line Post 4 in. x 4 in. x 75 in.
_____	64313	T15 End Post 4 in. x 4 in. x 75 in.
_____	649075	Blank Post 4 in. x 4 in. x 75 in.
POST CAPS		
_____	70409	Gothic Cap Ext 4 in. x 4 in.
_____	70411	Flat Cap Int 4 in. x 4 in.
_____	70492	Ball Cap 4 in. x 4 in.
_____	70414	Flat Cap Ext 4 in. x 4 in.
_____	70426	New England Cap 4 in. x 4 in.
GATES (hardware ordered separately)		
_____	42707	T15 Gate Kit (builds up to 50 in. wide gate)
_____	437019	Rothbury Preassembled Gate 50 in. Wide
_____	70072	Aluminum 4 in. x 4 in. x 72 in. Gate Post Stiffener
_____	27635	Drop Pin Kit
_____	27741	3 ft. to 4 ft. Height Gate Hardware (self-closing hinges and latch)
_____	27744	Deluxe Key Entry Nylon Gate Hardware (3 ft. and 4 ft. height fence)
_____	27751	Plus Key Entry Nylon Gate Hardware (3 ft. and 4 ft. height fence)
_____	27731	Standard Stainless Steel Gate Hardware Pebble Black Finish
<i>Note: Gate kits include (2) 2-1/2 in. x 4 in. up-rights, caps and screws. Rails and pickets ordered separately.</i>		
OPTIONAL/EXTRA MATERIAL		
_____	28453	T15 2 in. x 4 in. x 95-1/2 in. Routed Mid Rail
_____	28454	T15 2 in. x 4 in. x 95-1/2 in. Routed Bottom Rail with Steel
_____	4144001	Rothbury Picket 7/8 in. x 3 in. x 44 in. with Dog Ear Cap, Crimped
_____	71413	1-5/8 in. EZ Set Post Brackets (pair with hardware - optional)

Note: 2" x 4" = 1-3/4" x 3-1/2"

- A TOP RAIL**
 PALLET QUANTITY = 138
 2" x 4" x 95-1/2"
- B PICKETS (with caps attached)**
 15 pickets of 7/8" x 3" x 44"
 PALLET QUANTITY = 450
 Length does not include cap.
- PICKET CAPS**
 15 pieces of 7/8" x 3" x 1"
 Dog Ear Picket Caps.
- C BOTTOM RAIL**
 PALLET QUANTITY = 138
 2" x 4" x 95-1/2"
 Includes steel channel.
- D POST** PALLET QUANTITY = 60
 4" x 4" x 75"

Racks up to 5 degrees



Note: Mixed color sections must be ordered as components; pricing will be higher than standard sections.

QUANTITY	PRODUCT NUMBER	DESCRIPTION
FENCE SECTIONS		
_____	20356	Rothbury Concave Fence Section (4 ft. to 3-1/2 ft. x 8 ft.)
<i>Note: Fence section includes A, B, C and section hardware. Post and caps sold separately.</i>		
4 IN. X 4 IN. POSTS		
_____	64321	T15 Concave Corner Post 4 in. x 4 in. x 75 in.
_____	64322	T15 Concave Line Post 4 in. x 4 in. x 75 in.
_____	64323	T15 Concave End Post 4 in. x 4 in. x 75 in.
_____	649075	Blank Post 4 in. x 4 in. x 75 in.
POST CAPS		
_____	70409	Gothic Cap Ext 4 in. x 4 in.
_____	70411	Flat Cap Int 4 in. x 4 in.
_____	70492	Ball Cap 4 in. x 4 in.
_____	70414	Flat Cap Ext 4 in. x 4 in.
_____	70426	New England Cap 4 in. x 4 in.
GATES (hardware ordered separately)		
_____	42708	T15 Concave Gate Kit (builds up to 50 in. wide gate)
_____	437021	Rothbury Concave Preassembled Gate 50 in. Wide
_____	70072	Aluminum 4 in. x 4 in. x 72 in. Gate Post Stiffener
_____	27635	Drop Pin Kit
_____	27741	3 ft. to 4 ft. Height Gate Hardware (self-closing hinges and latch)
_____	27744	Deluxe Key Entry Nylon Gate Hardware (3 ft. and 4 ft. height fence)
_____	27751	Plus Key Entry Nylon Gate Hardware (3 ft. and 4 ft. height fence)
_____	27731	Standard Stainless Steel Gate Hardware Pebble Black Finish
<i>Note: Gate kits include (2) 2-1/2 in. x 4 in. up-rights, caps and screws. Rails and pickets ordered separately.</i>		
OPTIONAL/EXTRA MATERIAL		
_____	28453	T15 2 in. x 4 in. x 95-1/2 in. Routed Mid Rail
_____	28454	T15 2 in. x 4 in. x 95-1/2 in. Routed Bottom Rail with Steel
_____	34605	Rothbury Concave Fence Fill Kit 7/8 in. x 3 in. Picket (15 pc with dog ear caps)
_____	4144001	Rothbury Picket 7/8 in. x 3 in. x 44 in. with Dog Ear Cap, Crimped
_____	71413	1-5/8 in. EZ Set Post Brackets (pair with hardware - optional)

A TOP RAIL

PALLET QUANTITY = 138
2" x 4" x 95-1/2"

Note: 2" x 4" = 1-3/4" x 3-1/2"

B PICKETS (with caps attached)

15 pickets of 7/8" x 3"
PALLET QUANTITY = 30 Fill Kits

Picket lengths:

- #1 = 44" #5 = 39-3/8"
- #2 = 42-3/4" #6 = 38-3/8"
- #3 = 41-1/2" #7 = 37-1/2"
- #4 = 40-3/8" #8 = 37"

(pickets = 2 of each number except only 1 of number 8)
Length does not include cap.

PICKET CAPS

15 pieces of 7/8" x 3" x 1"
Dog Ear Picket Caps.

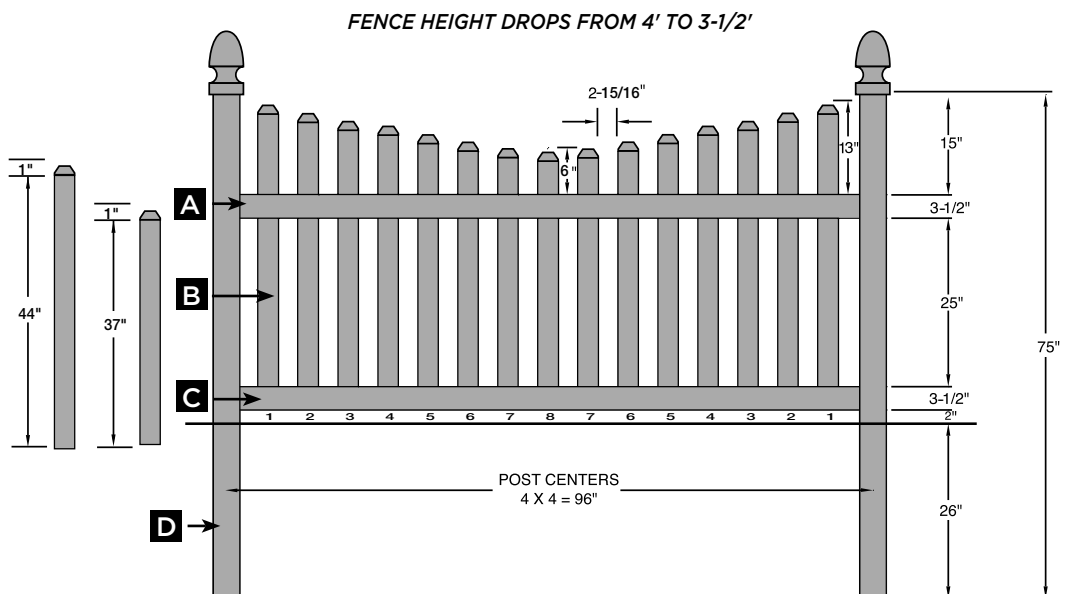
C BOTTOM RAIL

PALLET QUANTITY = 138
2" x 4" x 95-1/2"

Includes steel channel.

D POST

PALLET QUANTITY = 60
4" x 4" x 75"



Racks up to 5 degrees

Gate Applications

- Select one of the available colors
- Almond ■ Arctic Blend
 - Brazilian Blend ■ Clay ■ Gray
 - Sierra Blend ■ Weathered Blend
 - White

Note: Not all profiles are available in all colors. Call for color availability and order requirements. For colors, add color letters to item number: Almond (AL), Arctic Blend (AC4), Brazilian Blend (BR4), Clay (C), Gray (G), Sierra Blend (SB4), Weathered Blend (WB4)

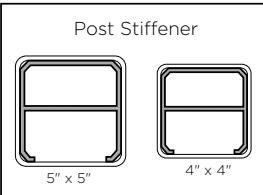
QUANTITY	PRODUCT NUMBER	DESCRIPTION
_____	70072	Aluminum 4 in. x 4 in. x 72 in. Gate Post Stiffener
_____	70082	Aluminum 4 in. x 4 in. x 82 in. Gate Post Stiffener
_____	70095	Aluminum 5 in. x 5 in. x 94 in. Gate Post Stiffener
_____	70106	Aluminum 5 in. x 5 in. x 106 in. Gate Post Stiffener
_____	27635	Drop Pin Kit
_____	27630	MagnaLatch
_____	27741	3 ft. to 4 ft. Height Gate Hardware (self-closing hinges and latch)
_____	27742	5 ft. to 6 ft. Height Gate Hardware (self-closing hinges and latch)
_____	27744	Deluxe Key Entry Nylon Gate Hardware (3 ft. and 4 ft. height fence)
_____	27751	Plus Key Entry Nylon Gate Hardware (3 ft. and 4 ft. height fence)
_____	27745	Deluxe Key Entry Nylon Gate Hardware (5 ft. and 6 ft. height fence)
_____	27752	Plus Key Entry Nylon Gate Hardware (5 ft. and 6 ft. height fence)
_____	27747	LokkLatch Magnetic Gate Hardware (5 ft. and 6 ft. height fence)
_____	27731	Standard Stainless Steel Gate Hardware Pebble Black Finish
_____	71100P	Rebar Separator Clip (4 pair/bag)
_____	71106	Aluminum 5 in. x 5 in. x 106 in. Line Post Stiffener
_____	27637	Gate Wheel Black
_____	219074	2-1/2 in. x 4 in. x 74-1/2 in. Blank Gate Upright
_____	719074	2-1/2 in. x 4 in. x 74-1/2 in. Blank Gate Upright CertaGrain

	Pre-Assembled Gate Widths	Unassembled Gate Kit Maximum Width	Extension Kit Required**
Galveston	50-1/2"	50-1/2"	No
Brookline	50-1/2"	70"	Yes
Chesterfield[†]	36-1/2" 50-1/2" 64-3/4"	70"	Yes
Chesterfield Concave Accent	50-1/2"	na	na
Chesterfield Convex Accent	50-1/2"	na	na
New Lexington	42-1/2" 50-1/2" 65-1/4"	72"	Yes
Breezewood	50"	60"	Yes
Imperial	50"	72"	Yes
Baron	50"	72"	Yes
Princeton	50"	72"	Yes
Countess	50"	72"	Yes
Manchester	50"	50"	No
Manchester Concave	na	50"	No
Danbury	50"	50"	No
Cape Cod	50"	60"	Yes
Rothbury	50"	50"	No
2-Rail*	na	72"	na
3-Rail*	na	96"	na
4-Rail*	na	96"	na
Crossbuck*	na	96"	na

[†] Not all widths available in all heights.

* All gates are rackable, except Post & Rail (2-Rail, 3-Rail and 4-Rail smooth finish), and Crossbuck styles.

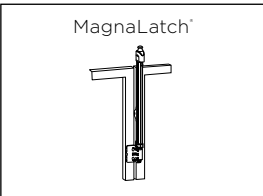
** For unassembled gate kits over 50" wide to achieve maximum width



Aluminum gate post stiffeners can be used as a replacement for concrete and rebar at gate hinge/latch posts.



Gate wheel black.



MagnaLatch[™] to be used for additional safety to meet swimming pool codes.



LokkLatch[™] magnetic.

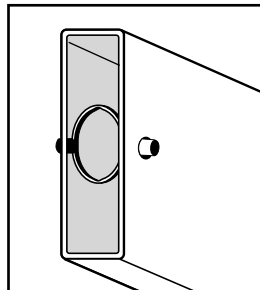
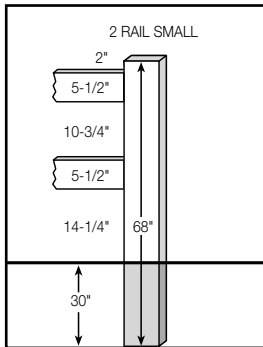
**Post & Rail
2 Rail Fence**

1-1/2 in. X 5-1/2 in. Small Rail

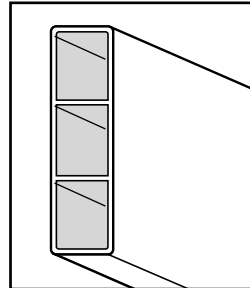
Select one of the available colors
 Almond White

For Almond, add (AL) to item number.

QUANTITY	PRODUCT NUMBER	DESCRIPTION
RAILS 1-1/2 IN. X 5-1/2 IN. SMALL RAIL		
_____	569096	Ribbed Rail 1-1/2 in. x 5-1/2 in. x 96 in.
_____	569192	1-1/2 in. x 5-1/2 in. x 192 in. Rail Ribbed (minimum order: 25 pc)
POSTS		
_____	53121	Small Rail Corner Post 5 in. x 5 in. x 68 in. (2 rail)
_____	53122	Small Rail Line Post 5 in. x 5 in. x 68 in. (2 rail)
_____	53123	Small Rail End Post 5 in. x 5 in. x 68 in. (2 rail)
_____	539068	Blank Post 5 in. x 5 in. x 68 in.
CAPS		
_____	70416	Gothic Cap Ext 5 in. x 5 in.
_____	70417	Flat Cap Int 5 in. x 5 in.
_____	70418	Flat Cap Ext 5 in. x 5 in.
_____	70427	New England Cap Ext 5 in. x 5 in.
_____	60783P	Lock Rings (order 2 per rail) Qty: 24
GATES 1-1/2 IN. X 5-1/2 IN. SMALL RAIL GATES (GATES DO NOT INCLUDE RAILS)		
_____	62114	Small Rail Style Gate Kit (2 rail) will allow up to 6 ft. gate (hardware included)
_____	27636	Double Drive Drop Pin Kit
_____	70095	Aluminum 5 in. x 5 in. x 94 in. Gate Post Stiffener



THE
LOCK
RING
SECURES
THE RAIL
INSIDE
THE
POST.



2 RAIL AVAILABLE IN
1-1/2" x 5-1/2" RIBBED.

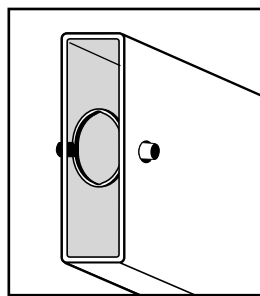
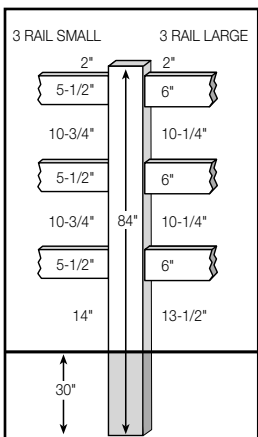
**Post & Rail
3 Rail Fence**

Small & Large Rail

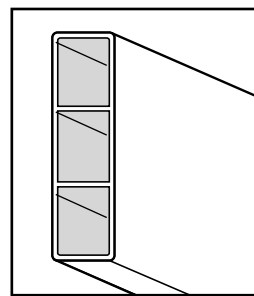
Select one of the available colors
 Almond White

For Almond, add (AL) to item number.

QUANTITY	PRODUCT NUMBER	DESCRIPTION
RAILS 1-1/2 IN. X 5-1/2 IN. SMALL RAIL		
_____	569096	Ribbed Rail 1-1/2 in. x 5-1/2 in. x 96 in.
_____	569192	1-1/2 in. x 5-1/2 in. x 192 in. Rail Ribbed (minimum order: 25 pc)
POSTS - SMALL RAIL		
_____	53331	Small Rail Corner Post 5 in. x 5 in. x 84 in. (3 rail)
_____	53332	Small Rail Line Post 5 in. x 5 in. x 84 in. (3 rail)
_____	53333	Small Rail End Post 5 in. x 5 in. x 84 in. (3 rail)
_____	53811	Small Rail Corner Post 5 in. x 5 in. x 78 in. (3 rail)
_____	53812	Small Rail Line Post 5 in. x 5 in. x 78 in. (3 rail)
_____	53813	Small Rail End Post 5 in. x 5 in. x 78 in. (3 Rail)
_____	539078	Blank Post 5 in. x 5 in. x 78 in.
GATES 1-1/2 IN. X 5-1/2 IN. SMALL RAIL GATES (GATES DO NOT INCLUDE RAILS)		
_____	62316	Small Rail Style Gate Kit (3 rail) will allow up to 8 ft. gate (hardware included)
RAILS 2 IN. X 6 IN. LARGE RAIL		
_____	589096	2 in. x 6 in. x 96 in. Ribbed
_____	589192	2 in. x 6 in. x 192 in. Ribbed (minimum order: 25 pc)
POSTS - LARGE RAIL		
_____	53431	Large Rail Corner Post 5 in. x 5 in. x 84 in. (3 rail)
_____	53432	Large Rail Line Post 5 in. x 5 in. x 84 in. (3 rail)
_____	53433	Large Rail End Post 5 in. x 5 in. x 84 in. (3 rail)
GATES 2 IN. X 6 IN. LARGE RAIL GATES (GATES DO NOT INCLUDE RAILS)		
_____	62416	Large Rail Style (3 rail) will allow up to 8 ft. gate (hardware included)
CAPS		
_____	70416	Gothic Cap Ext 5 in. x 5 in.
_____	70417	Flat Cap Int 5 in. x 5 in.
_____	70418	Flat Cap Ext 5 in. x 5 in.
_____	70427	New England Cap Ext 5 in. x 5 in.
BLANK POST		
_____	539084	Blank Post 5 in. x 5 in. x 84 in.
HARDWARE		
_____	60783P	Lock Rings (order 2 per rail) Qty: 24
_____	27636	Double Drive Drop Pin Kit
_____	70095	Aluminum 5 in. x 5 in. x 94 in. Gate Post Stiffener



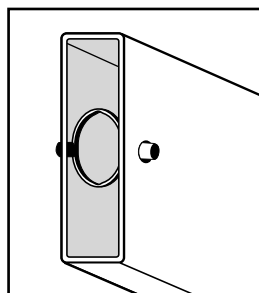
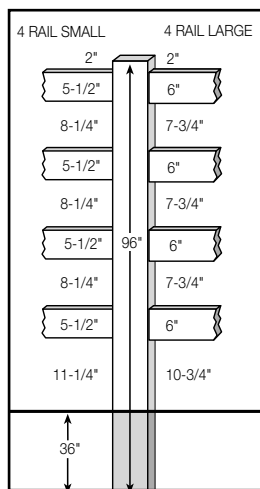
THE LOCK RING SECURES THE RAIL INSIDE THE POST.



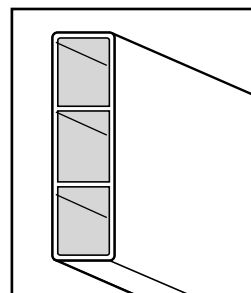
SELECTION OF 1-1/2" x 5-1/2" OR 2" x 6" RAILS.

For Almond, add (AL) to item number.

QUANTITY	PRODUCT NUMBER	DESCRIPTION
RAILS 1-1/2 IN. X 5-1/2 IN. SMALL RAIL		
_____	569096	Ribbed Rail 1-1/2 in. x 5-1/2 in. x 96 in.
_____	569192	1-1/2 in. x 5-1/2 in. x 192 in. Rail Ribbed (minimum order: 25 pc)
POSTS - SMALL RAIL		
_____	53741	Small Rail Corner Post 5 in. x 5 in. x 96 in. (4 rail)
_____	53742	Small Rail Line Post 5 in. x 5 in. x 96 in. (4 rail)
_____	53743	Small Rail End Post 5 in. x 5 in. x 96 in. (4 rail)
GATES 1-1/2 IN. X 5-1/2 IN. SMALL RAIL GATES (GATES DO NOT INCLUDE RAILS)		
_____	62516	Small Rail Style Gate Kit (4 rail) will allow up to 8 ft. gate (hardware included)
RAILS 2 IN. X 6 IN. LARGE RAIL		
_____	589096	2 in. x 6 in. x 96 in. Ribbed
_____	589192	2 in. x 6 in. x 192 in. Ribbed (minimum order: 25 pc)
POSTS - LARGE RAIL		
_____	53641	Large Rail Corner Post 5 in. x 5 in. x 96 in. (4 rail)
_____	53642	Large Rail Line Post 5 in. x 5 in. x 96 in. (4 rail)
_____	53643	Large Rail End Post 5 in. x 5 in. x 96 in. (4 rail)
GATES 2 IN. X 6 IN. LARGE RAIL GATES (GATES DO NOT INCLUDE RAILS)		
_____	62616	Large Rail Style Gate Kit (4 rail) will allow up to 8 ft. gate (hardware included)
CAPS		
_____	70416	Gothic Cap Ext 5 in. x 5 in.
_____	70417	Flat Cap Int 5 in. x 5 in.
_____	70418	Flat Cap Ext 5 in. x 5 in.
_____	70427	New England Cap Ext 5 in. x 5 in.
BLANK POST		
_____	539096	Blank Post 5 in. x 5 in. x 96 in.
HARDWARE		
_____	60783P	Lock Rings (order 2 per rail) Qty: 24
_____	27636	Double Drive Drop Pin Kit
_____	70095	Aluminum 5 in. x 5 in. x 94 in. Gate Post Stiffener



THE LOCK RING SECURES THE RAIL INSIDE THE POST.

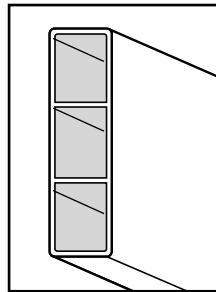


SELECTION OF 1-1/2" x 5-1/2" OR 2" x 6" RAILS.

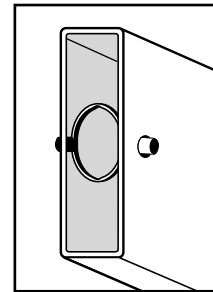
**Post & Rail
Crossbuck**

Select one of the available colors
 White

QUANTITY	PRODUCT NUMBER	DESCRIPTION
FENCE SECTIONS		
_____	569096	Ribbed Rail 1-1/2 in. x 5-1/2 in. x 96 in.
_____	569192	1-1/2 in. x 5-1/2 in. x 192 in. Rail Ribbed (minimum order: 25 pc)
_____	569097	1-1/2 in. x 5-1/2 in. x 97 in. Ribbed Cross Rail
POSTS		
_____	53841	Crossbuck Corner Post 5 in. x 5 in. x 84 in.
_____	53842	Crossbuck Line Post 5 in. x 5 in. x 84 in.
_____	53843	Crossbuck End Post 5 in. x 5 in. x 84 in.
_____	539084	Blank Post 5 in. x 5 in. x 84 in.
CAPS		
_____	70416	Gothic Cap Ext 5 in. x 5 in.
_____	70417	Flat Cap Int 5 in. x 5 in.
_____	70418	Flat Cap Ext 5 in. x 5 in.
_____	70427	New England Cap Ext 5 in. x 5 in.
_____	60783P	Lock Rings (order 2 per rail) Qty: 24
GATES (GATES DO NOT INCLUDE RAILS)		
_____	62826	Crossbuck Gate 8 ft. Wide (includes hardware)
_____	27636	Double Drive Drop Pin Kit
_____	70095	Aluminum 5 in. x 5 in. x 94 in. Gate Post Stiffener

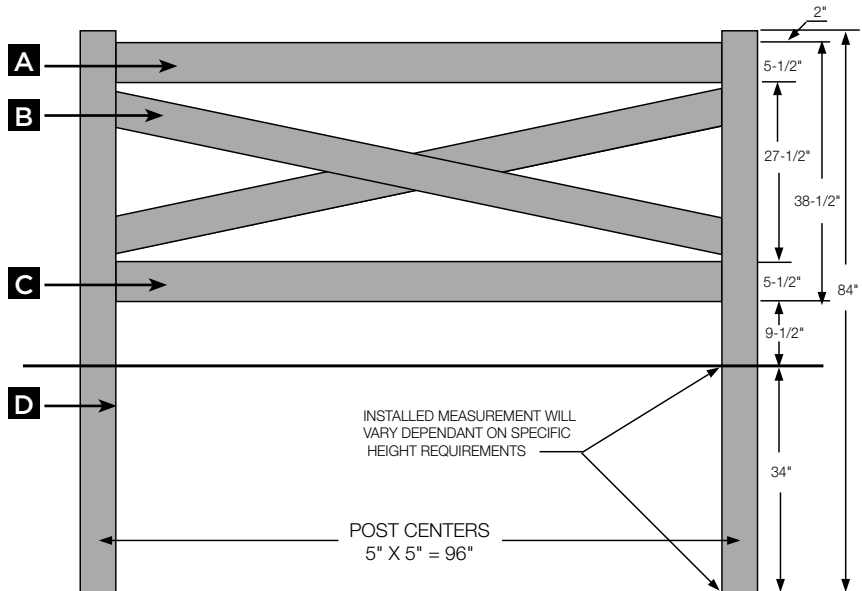


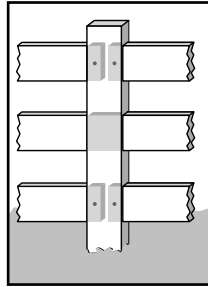
CROSSBUCK IS SUPPLIED WITH 1-1/2" x 5-1/2" RIBBED RAILS.



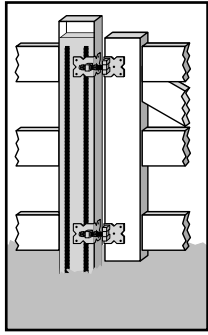
THE LOCK RING SECURES THE RAIL INSIDE THE POST.

- A TOP RAIL**
1-1/2" x 5-1/2" x 96" or 1-1/2" x 5-1/2" x 192" Ribbed rail.
- B DIAGONAL RAILS**
1-1/2" x 5-1/2" x 97" Ribbed rail.
- C BOTTOM RAIL**
1-1/2" x 5-1/2" x 96" or 1-1/2" x 5-1/2" x 192" Ribbed rail.
- D POST**
5" x 5" x 84"





RAIL ENDS ARE ALTERNATED BETWEEN POSTS TO INCREASE STRENGTH AND DURABILITY.
 8' RAILS ARE AVAILABLE FOR GATES AND SHORT SECTIONS.
 LOCK RING SECURES RAIL INSIDE POST.



GATE POSTS AND END POSTS ARE FILLED WITH CONCRETE AND REBAR TO ENSURE STABILITY OF THE GATE.
 ALL POSTS ARE NORMALLY SET IN CONCRETE.

For current full truckload pricing of Post & Rail products, contact your Bufftech Sales Representative.

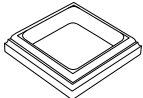









TRUCKLOAD CALCULATION*		
TRUCKLOAD CALCULATIONS FIGURED IN LINEAL FEET AND ARE BASED ON 8' POST CENTERS		
	1-1/2" x 5-1/2" RAILS	2" x 6" RAILS
2 RAIL	9152'	—
3 RAIL	6656'	4928'
4 RAIL	5408'	4032'

*APPROXIMATE AMOUNT OF MATERIAL PER TRUCKLOAD INCLUDING RAILS, POSTS, GATES, CAPS, AND OTHER MISCELLANEOUS MATERIAL.

Note: Not all profiles are available in all colors. Call for color availability and order requirements.
 For colors, add color letters to item number: Almond (AL), Clay (C).

QUANTITY	PRODUCT NUMBER	DESCRIPTION
POSTS - BLANK: 4 IN. X 4 IN. POSTS		
_____	649038	Blank Post 4 x 4 x 38
_____	649044	Blank Post 4 in x 4 in. x 44 in.
_____	649048	Blank Post 4 in. x 4 in. x 48 in.
_____	649051	Blank Post 4 in. x 4 in. x 51-1/2 in.
_____	649064	Blank Post 4 in. x 4 in. x 64 in.
_____	649075	Blank Post 4 in. x 4 in. x 75 in.
_____	649084	Blank Post 4 in. x 4 in. x 84 in.
_____	649090	Blank Post 4 in. x 4 in. x 90 in.
_____	649144	Blank Post 4 in. x 4 in. x 144 in. (min.quantity 60)
POSTS - BLANK: REGULAR WALL 5 IN, X 5 IN. POSTS		
_____	539068	Blank Post 5 in. x 5 in. x 68 in.
_____	539072	Blank Post 5 in. x 5 in. x 72 in.
_____	539078	Blank Post 5 in. x 5 in. x 78 in.
_____	539084	Blank Post 5 in. x 5 in. x 84 in.
_____	539090	Blank Post 5 in. x 5 in. x 90 in.
_____	539096	Blank Post 5 in. x 5 in. x 96 in.
_____	539108	Blank Post 5 in. x 5 in. x 107 in.
POSTS - BLANK: HEAVY WALL 5 IN. X 5 IN. POSTS		
_____	679096	Blank Post Heavy Wall 5 in. x 5 in. x 96 in.
_____	679108	Smooth Blank Post Heavy Wall 5 in. x 5 in. x 107 in.
_____	679132	Blank Post Heavy Wall 5 in. x 5 in. x 132 in.
FENCE PICKETS: 7/8 IN. X 1-1/2 IN. UNDRILLED PICKETS		
_____	319048	Picket 7/8 in. x 1-1/2 in. x 48 in.
_____	319060	Picket 7/8 in. x 1-1/2 in. x 59-5/8 in.
_____	319072	Picket 7/8 in. x 1-1/2 in. x 71-5/8 in.
_____	319096	Picket 7/8 in. x 1-1/2 in. x 96 in.
FENCE PICKETS: 7/8 IN. X 3 IN UNDRILLED PICKETS		
_____	349048	Picket 7/8 in. x 3 in. x 48 in.
_____	349060	Picket 7/8 in. x 3 in. x 59-5/8 in.
_____	349072	Picket 7/8 in. x 3 in. x 71-5/8 in.
_____	349096	Picket 7/8 in. x 3 in. x 96 in.

Note: Not all profiles are available in all colors. Call for color availability and order requirements.
 For colors, add color letters to item number: Almond (AL), Clay (C).

QUANTITY	PRODUCT NUMBER	DESCRIPTION			
RAILS - BLANK					
_____	289072	2 in. x 4 in. Blank (actual size 1-3/4 in. x 3-1/2 in.) x 71-1/2 in.			
_____	289096	2 in. x 4 in. Blank (actual size 1-3/4 in. x 3-1/2 in.) x 95-1/2 in.			
POST CAPS AND COVERS					
_____	70401	Post Base Trim Cover 4 in. x 4 in. (2 pc)			
_____	70450	Decorative Post Trim 4 in. x 4 in.			
_____	70484	Decorative New England Post Trim Cover 5 x 5			
_____	70480	Porch Post 4 in. x 4 in. Trim (4 pc)			
_____	70407	Porch Post 5 in. x 5 in. Trim (4 pc)			
_____	70409	Gothic Cap Ext 4 in. x 4 in.			
_____	70411	Flat Cap Int 4 in. x 4 in.			
_____	70492	Ball Cap 4 in. x 4 in.			
_____	70414	Flat Cap Ext 4 in. x 4 in.			
_____	70426	New England Cap 4 in. x 4 in.			
_____	70493	Ball Cap 5 in. x 5 in.			
_____	70416	Gothic Cap Ext 5 in. x 5 in.			
_____	70417	Flat Cap Int 5 in. x 5 in.			
_____	70418	Flat Cap Ext 5 in. x 5 in.			
_____	70427	New England Cap Ext 5 in. x 5 in.			
MISCELLANEOUS HARDWARE					
_____	60783P	Lock Rings (order 2 per rail) Qty: 24			
_____	70776P	5/16 in. x 3/4 in. Hex Washer Head Screw Qty: 100			
_____	70822P	3/4 in. Rail Plug Qty: 25			
_____	70787P	#8 x 1-1/2 in. Stainless Steel Screw Qty: 100			
_____	70791P	#8 x 3/4 in. Stainless Steel Screw Qty: 100			
_____	70792P	Snap Cap Washer Qty: 100			
_____	70793P	Snap Cap Qty: 100			
_____	70814	12 Picket Hardware Bag			
_____	71100P	Rebar Separator Clip (4 pair/bag)			
REINFORCEMENT CHANNEL					
_____	70074	Aluminum Channel (1-1/4 in.) 2 in. x 4 in. x 71 in.			
_____	70075	Aluminum Channel (1-1/4 in.) 2 in. x 4 in. x 95 in.			
_____	70192	Aluminum Reinforcement Channel x 92 in. for 3-1/2 in. Square Rail			
_____	70292	Aluminum Reinforcement Channel x 92 in. or 2 in. x 4 in. (optional)			
_____	70092	Steel Reinforcement Channel x 92 in. for 2 in. x 4 in. (required for top rail of WindZone system)			
_____	70090	Steel Reinforcement Channel x 92 in. for 2 in. x 6 in. Rail			
_____	70093F	Steel Reinforcement Channel x 90-3/4 in. for 1-1/2 in. x 5-1/2 in. Rail			
_____	70094	Steel Reinforcement Channel 92 in. Length for 2 in. x 6 in. Molded Galveston Mid Rail			

Note: Reinforcement channel for routed rails: refer to appropriate fence style or railing style for application.

QUANTITY	PRODUCT NUMBER	DESCRIPTION
5 IN. SOLAR CAP WITH 4 IN. ADAPTER		
_____	840031	Solar Post Cap with 4 in. Adapter (White)
_____	840032	Solar Post Cap with 4 in. Adapter (Black)



5 in. Solar Post
Cap with
4 in. Adapter

**Components
Mounting Brackets**

Extruded

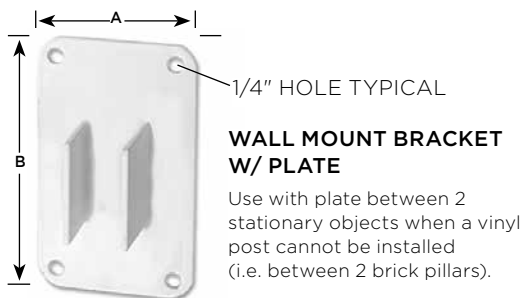
QUANTITY	PRODUCT NUMBER	DESCRIPTION
MOUNTING BRACKETS (FOR ALTERNATE INSTALLATION METHODS)		
_____	71313	Wall Mount (7/8 in.) with Plate 2 in. x 4 in.
_____	71314	Wall Mount (7/8 in.) No Plate 2 in. x 4 in.
_____	71316	Wall Mount (1-1/4 in.) No Plate 2 in. x 4 in.
_____	71317	Wall Mount with Plate 2 in. x 6 in.
_____	71318	Wall Mount No Plate 2 in. x 6 in.
_____	71319	Wall Mount with Plate 1-1/2 in. x 5-1/2 in.
_____	71320	Wall Mount No Plate 1-1/2 in.
_____	71321	Wall Mount with Plate 1-1/2 in. x 1-1/2 in.

**Components
Mounting Brackets**

Extruded

WALL MOUNTING BRACKETS

PRODUCT NUMBER	DESCRIPTION & USAGE	DIMENSIONS				
		A	B	C	D	E
71313	Wall mount w/ plate (7/8") for 2 x 4 for use in all 2 x 4 rails that accept 7/8" pickets. Use also for traditional picket styles w/ 2 x 4 rails.	3"	5"	1-1/2"	1-1/2"	1-1/2"
71314	Wall mount w/ no plate (7/8") for 2 x 4 (same as above.)	-	-	1-1/2"	1-1/2"	1-1/2"
71316	Wall mount w/ no plate (1-1/4") for 2 x 4 for use in all 2 x 4 rails that accept 1-1/4" pickets.	-	-	1-1/4"	1-1/4"	2"
71317	Wall mount w/ plate for 2 x 6 use for 2 x 6 applications.	3"	7"	1-3/4"	1-3/4"	1-3/4"
71318	Wall mount w/ no plate for 2 x 6 (same as above)	-	-	1-3/4"	1-3/4"	1-3/4"
71319	Wall mount w/ plate 1-1/2" x 5-1/2" use with 1-1/2" x 5-1/2" rails.	2-1/2"	6-1/2"	1-1/4"	1-1/4"	1-1/8"
71320	Wall mount w/ no plate for 1-1/2" use with 1-1/2" x 5-1/2" or for 1-1/2" x 1-1/2" accent fence rails.	-	-	1-1/4"	1-1/4"	1-1/8"
71321	Wall mount w/ plate for 1-1/2" x 1-1/2" use for 1-1/2" x 1-1/2" accent rails.	2-1/2"	2-1/2"	1-1/4"	1-1/4"	1-1/8"



Note: Not all profiles are available in all colors. Call for color availability and order requirements.

QUANTITY	PRODUCT NUMBER	DESCRIPTION
BLANK RAILS SMOOTH		
_____	289072P	Non-Routed (Blank) 2 in. x 4 in. x 71-1/2 in. Profile Qty: 138
_____	289096P	Non-Routed (Blank) 2 in. x 4 in. x 95-1/2 in. Profile Qty: 138
_____	289192P	Non-Routed (Blank) 2 in. x 4 in. x 192 in. Profile Qty: 138
_____	290095P	Lattice Accent Rail (Blank) 2 in. x 3-1/2 in. x 95 in. Qty: 120
_____	290144P	Non-Routed (Blank) 2 in. x 3-1/2 in. x 144 in. Profile Qty: 120
_____	290192P	Non-Routed (Blank) 2 in. x 3-1/2 in. x 192 in. Profile Qty: 120
_____	219074P	Non-Routed (Blank) 2-1/2 in. x 4 in. x 74-1/2 in. Profile Qty: 80
_____	569192NP	Non-Drilled (Blank) 1-1/2 in. x 5-1/2 in. x 192 in. Profile Qty: 104
_____	589192NP	Non-Drilled (Blank) 2 in. x 6 in. x 192 in. Profile Qty: 84
BLANK RAILS TEXTURED		
_____	909096P	Non-Routed (Blank) 2 in. x 4 in. x 95-1/2 in. CertaGrain Profile Qty: 138
_____	729095P	Non-Routed (Blank) 2 in. x 3-1/2 in. x 94-1/2 in. CertaGrain Profile Qty: 120
_____	719074P	Non-Routed (Blank) 2-1/2 in. x 4 in. x 74-1/2 in. CertaGrain Profile Qty: 80
PICKETS SMOOTH		
_____	319096P	7/8 in. x 1-1/2 in. x 96 in. Picket Qty: 506
_____	319144P	7/8 in. x 1-1/2 in. x 144 in. Picket Qty: 506
_____	319192P	7/8 in. x 1-1/2 in. x 192 in. Picket Qty: 506
_____	349096P	7/8 in. x 3 in. x 96 in. Picket Qty: 276
_____	349144P	7/8 in. x 3 in. x 144 in. Picket Qty: 276
_____	349192P	7/8 in. x 3 in. x 192 in. Picket Qty: 276
_____	469126P	7/8 in. x 7 in. x 125-5/8 in. Tongue and Groove Picket Qty: 138
_____	469192P	7/8 in. x 7 in. x 192 in. Tongue and Groove Picket Qty: 138
_____	479192P	5/8 in. x 11-3/8 in. x 192 in. Tongue and Groove Picket Qty: 128
_____	389144P	1-1/2 in. x 1-1/2 in. x 144 in. TW Picket Qty: 378
PICKETS TEXTURED		
_____	769126P	7/8 in. x 7 in. x 125-5/8 in. Tongue and Groove CertaGrain Picket Qty: 138
_____	929072P	7/8 in. x 3 in. x 71-5/8 in. CertaGrain Picket Qty: 480
POSTS SMOOTH		
_____	649075P	4 in. x 4 in. x 75 in. Post Qty: 60
_____	649084P	4 in. x 4 in. x 84 in. Post Qty: 60
_____	649090P	4 in. x 4 in. x 90 in. Post Qty: 60
_____	649096P	4 in. x 4 in. x 96 in. Post Qty: 60
_____	649144P	4 in. x 4 in. x 144 in. Post (White only) Qty: 60
_____	649192P	4 in. x 4 in. x 192 in. Post Qty: 60
_____	539078P	Regular Wall 5 in. x 5 in. x 78 in. Post Qty: 48
_____	539084P	Regular Wall 5 in. x 5 in. x 84 in. Post Qty: 48
_____	539096P	Regular Wall 5 in. x 5 in. x 96 in. Post Qty: 48
_____	539108P	Regular Wall 5 in. x 5 in. x 107 in. Post Qty: 48
_____	539192P	Regular Wall 5 in. x 5 in. x 192 in. Post Qty: 48
_____	679096P	Heavy Wall 5 in. x 5 in. x 96 in. Post Qty: 48
_____	679108P	Heavy Wall 5 in. x 5 in. x 107 in. Post Qty: 48
_____	679132P	Blank Post Heavy Wall 5 in. x 5 in. x 132 in. Qty: 48
POSTS TEXTURED		
_____	759096P	CertaGrain Privacy 5 ft. Blank Post 5 in. x 5 in. x 96 in. Qty: 48
_____	759108P	CertaGrain Privacy 6 ft. Blank Post 5 in. x 5 in. x 107 in. Qty: 48
END CHANNEL SMOOTH		
_____	17961P	End Channel 5/8 in. x 1 in. x 60-7/8 in. Qty: 768
_____	17991P	Lattice Channel 5/8 in. x 1 in. x 90-3/4 in. Qty: 768
_____	16959P	End Channel 7/8 in. x 1 in. x 59-7/8 in. Qty: 768
END CHANNEL TEXTURED		
_____	26960P	CertaGrain End Channel 7/8 in. x 1 in. x 59 7/8 in. Qty: 768

The routing template is primarily for use in the field. The kits contain a number of templates that allow the installer to rout a variety of holes that will accept the fence or railing profiles.

This system is ideal for situations which require stepping or racking, as well as transitions from one height or style to another.

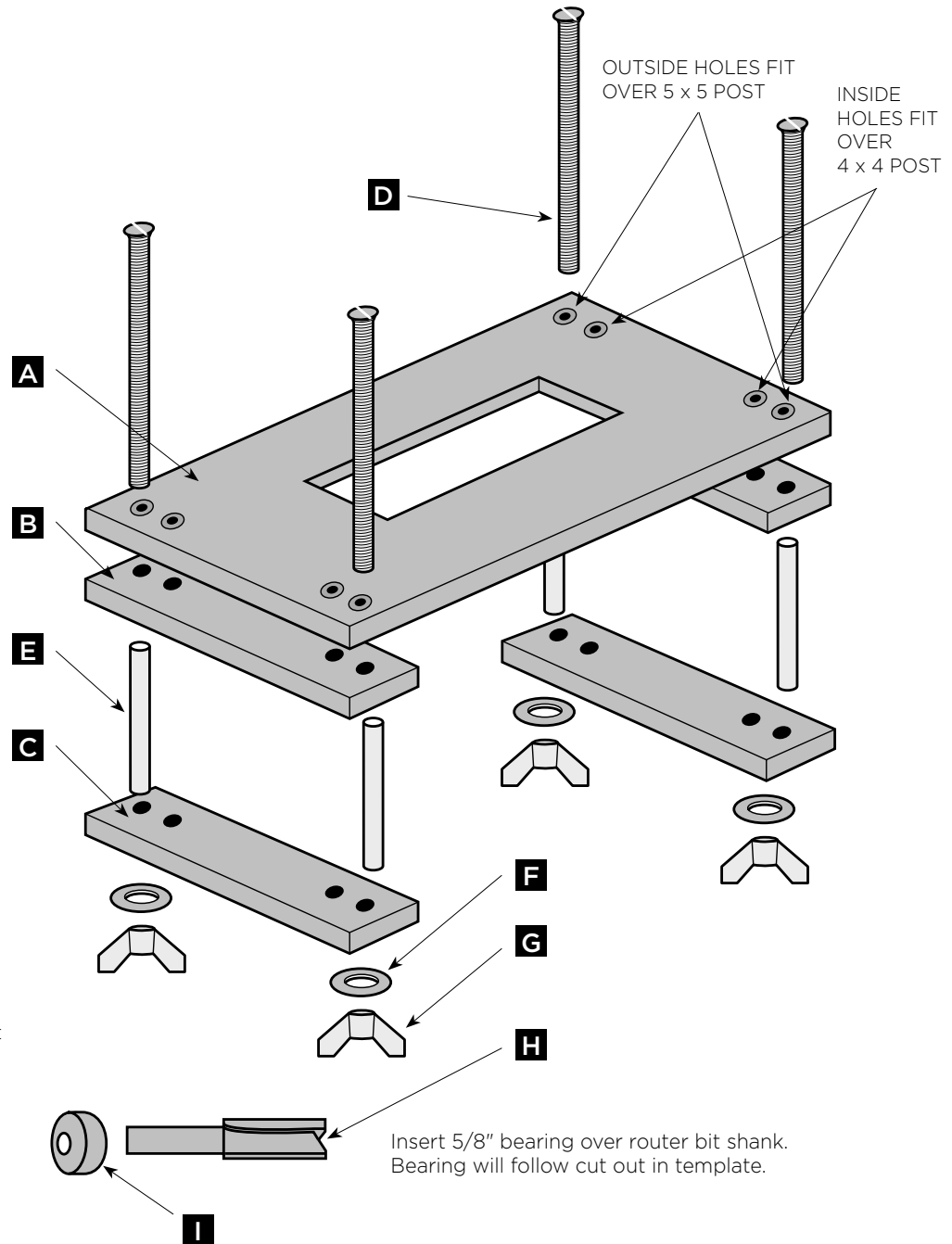
In addition to the template kit, either a fixed base or a plunge router is required. The plunge router will require a 5/8" router template guide (purchase from your local tool dealer).

The fixed base router will require a 5/8" bearing (supplied in the template kit).

CAUTION!
Follow manufacturer's recommendations for safe operating procedures.

Important!
Routing templates have been specifically designed to be used with either a 5/8" bearing (fixed base router), or a 5/8" template guide (plunge router) and a 3/8" router blade with a 1/4" shank.

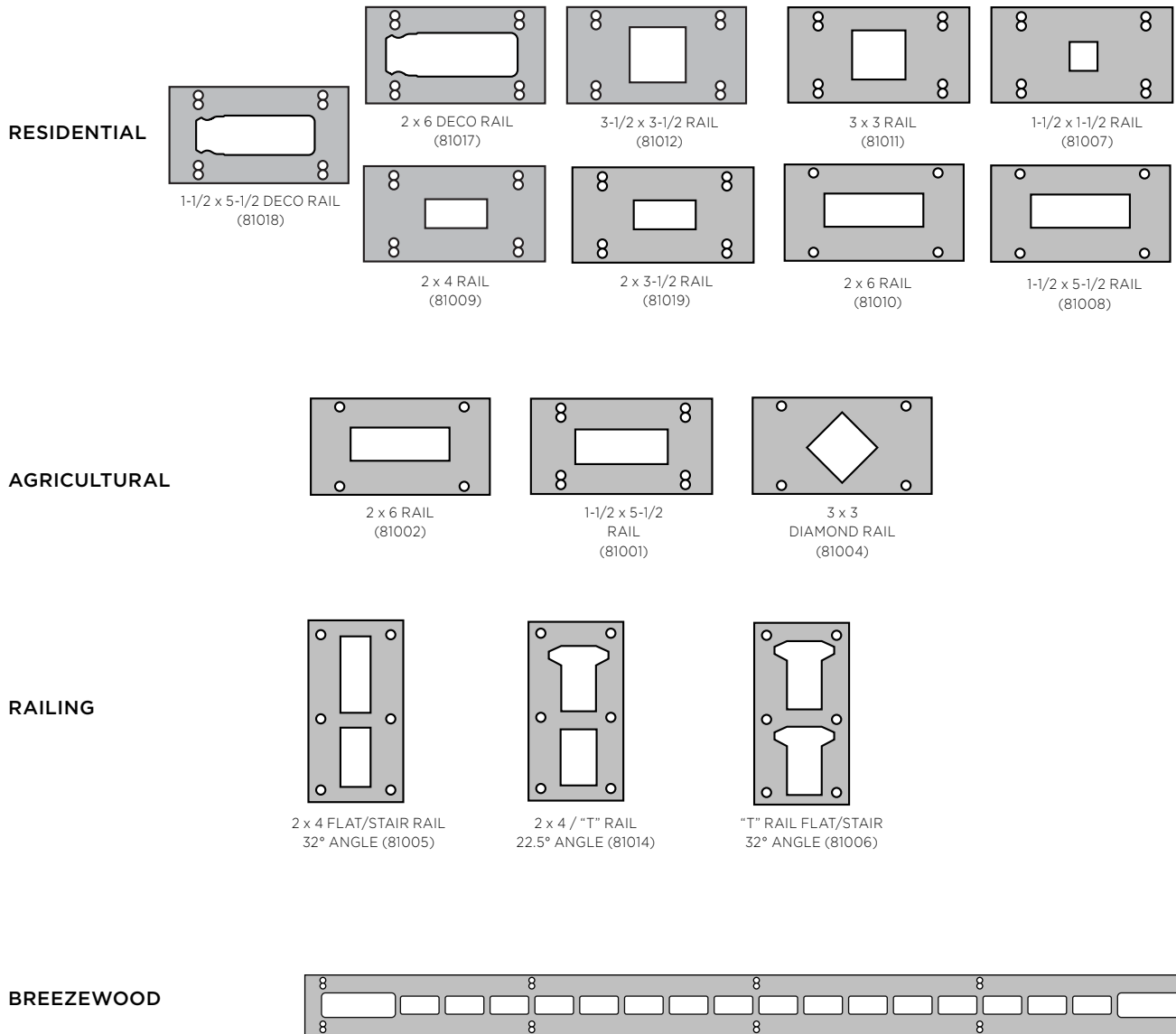
Any substitutions may result in an improper hole size or corner radius that could adversely affect the fit between the rail and post.



- A** ROUTING TEMPLATE
- B** 1-1/8" TEMPLATE SPACER PLATE
- C** 1-1/2" TEMPLATE SPACER PLATE
- D** 1/4" -20 x 6" BOLTS
- E** 3/8" OD PLEXI TUBE
- F** 1/4" FLAT WASHER
- G** 1/4" -20 WING NUT
- H** 3/8" ROUTER BIT W/ 1/4" SHANK
- I** 5/8" BEARING W/ 1/4" ID OPENING

QUANTITY	PRODUCT NUMBER	DESCRIPTION
_____	81041	Complete Routing Kit Package
_____	81044	Residential Routing Kit (9 black templates)
_____	81042	Agricultural Routing Kit (4 white templates)
_____	81063	Breezewood Template Kit (1 black template)

Note: Each template cut is designed to be 1/8 in. larger than the finished cut. This is to allow the template guide or bearing to follow the shape of the cut. Each kit comes in a carrying case suitable for field use.



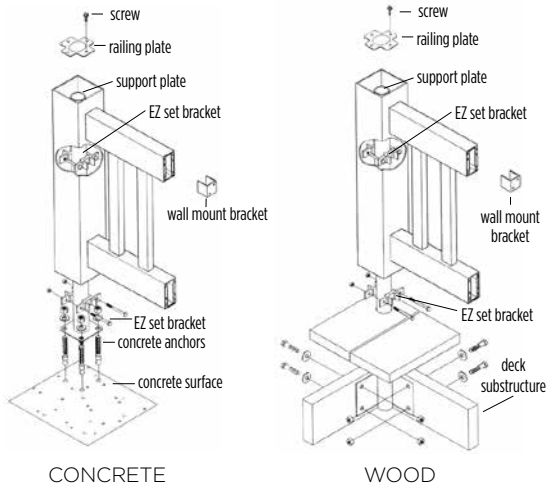
Each template cut out is designed to be 1/8" larger than the finished cut. This is to allow the template guide or bearing to follow the shape of the cut out.

Each kit comes in a carrying case suitable for field use

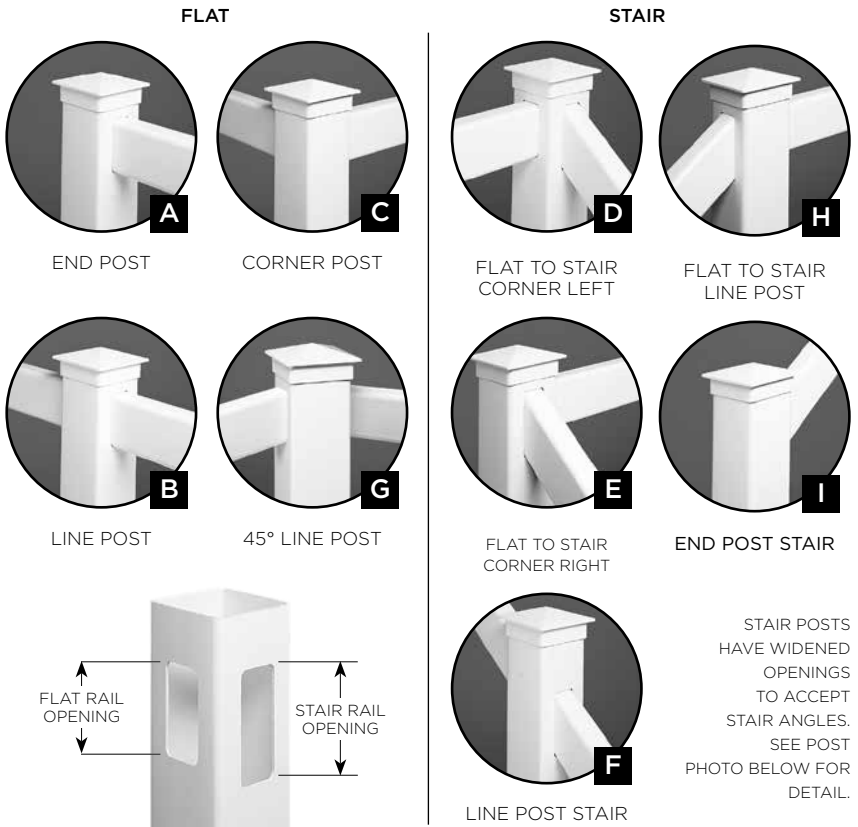
Before You Begin

Make Sure You Have All the Pieces You Need

1 POST SUPPORT KITS IN CONCRETE AND WOOD OPTIONS



2 POSTS

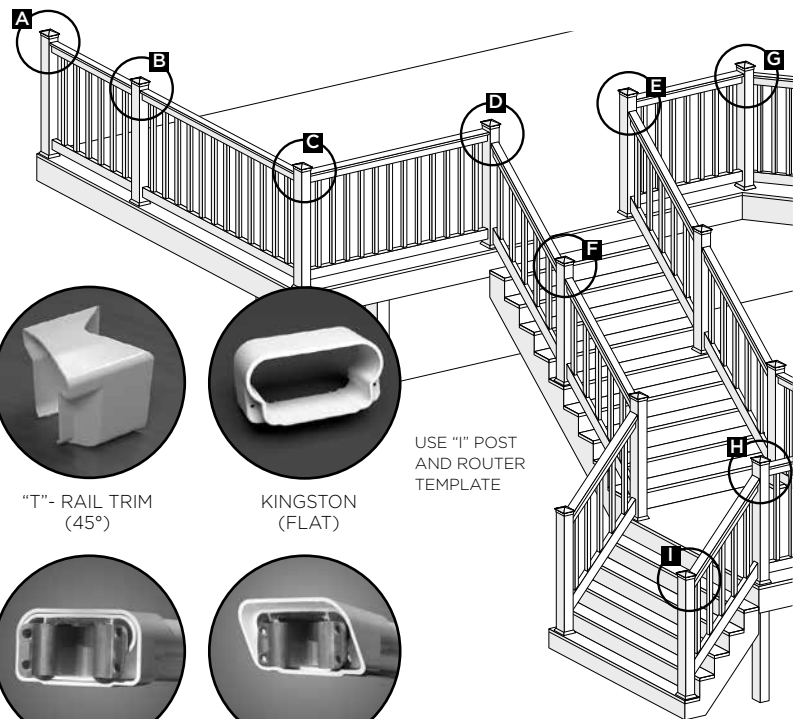
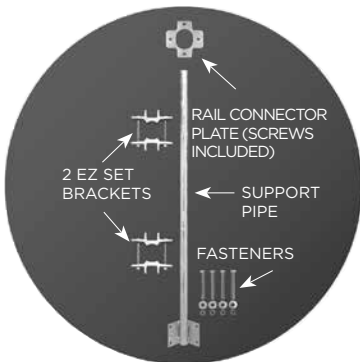


STAIR POSTS HAVE WIDENED OPENINGS TO ACCEPT STAIR ANGLES. SEE POST PHOTO BELOW FOR DETAIL.

POST SUPPORT HEIGHT


Railing system	Flat	Stair
3' Wood	43-1/2"	54"
3' Concrete	37-1/2"	48"
3-1/2' Wood	49-1/2"	54"
3-1/2' Concrete	43-1/2"	48"

YOUR POST SUPPORT KIT SHOULD INCLUDE:
(WOOD POST SUPPORT KIT SHOWN FOR ILLUSTRATION)



USE "I" POST AND ROUTER TEMPLATE

3 RAILING BRACKETS



For colors, add color letters to item number: Almond (AL), Clay (C).

QUANTITY	PRODUCT NUMBER	DESCRIPTION
RAILING BOXED SECTION (includes A,B,C,D, E) Posts and caps sold separately.		
_____	285006	3 ft. x 6 ft. Kingston (Flat) Boxed Kit, Square Balusters
_____	285206	3 ft. x 6 ft. Kingston (Flat) Boxed Kit, Traditional Balusters
_____	285008	3 ft. x 8 ft. Kingston (Flat) Boxed Kit, Square Balusters
_____	285208	3 ft. x 8 ft. Kingston (Flat) Boxed Kit, Traditional Balusters
_____	285010	3 ft. x 10 ft. Kingston (Flat) Boxed Kit, Square Balusters
_____	285210	3 ft. x 10 ft. Kingston (Flat) Boxed Kit, Traditional Balusters

Note: Traditional balusters are only available in White and Almond.

ROUND ALUMINUM BALUSTER RAIL COMPONENT PACKS - For use with Round Aluminum Balusters (sold separately). Top and bottom rail only (hardware packs sold separately).

_____	286395	6 ft. Kingston Rail Pack - Use with Round Aluminum Balusters
_____	288395	8 ft. Kingston Rail Pack - Use with Round Aluminum Balusters

ROUND ALUMINUM BALUSTER COMPONENT PACKS - For use with Round Aluminum Baluster Rail Component Packs (sold separately). Includes 20-3/4 in. Round Aluminum Balusters (15 balusters/6 ft. section and 20 balusters/8 ft section).

_____	362033	33 in. Aluminum Baluster 3/4 in. Pack (20/pack), Round (Flat sections)
-------	--------	--

4 IN. X 4 IN. POSTS

_____	649538	Blank Post 4 x 4 x 38
-------	--------	-----------------------

POST CAPS (not available in all colors)

_____	70409	Gothic Cap Ext 4 in. x 4 in.
_____	70411	Flat Cap Int 4 in. x 4 in.
_____	70492	Ball Cap 4 in. x 4 in.
_____	70414	Flat Cap Ext 4 in. x 4 in.
_____	70426	New England Cap 4 in. x 4 in.

GATES (hardware included)

_____	631011	3 ft. Kingston Gate Kit, Square Balusters
_____	631012	3 ft. Kingston Gate Kit, Traditional Balusters
_____	631025	3 ft. Gate Kit for Round Aluminum Balusters (Balusters sold separately)

Note: Gate kits include (2) 2-1/2 in. x 4 in. up-rights, rails, balusters (Aluminum Balusters sold separately. 60 in. wide gate uses 11 balusters), caps, screws, hinges and latch.

POST SUPPORT KITS

_____	71450	Post Support Kit (Concrete), Flat 37-1/2 in. Height
_____	714610	Bracketed Post Support Kit (Concrete), Flat (37-1/2 in. actual height)
_____	714615	Mount 36 in. height (includes 4 in. molded PVC guides)
_____	714617	Mount Mounting Hardware for Wood and Composite Applications (includes: (4) 5/16-18x1 in bolts; (4) 5/16-18x6 in. bolts; (8) flat SAE washers; (4) #10x3/4 in. self-drilling screws; (1) post mount leveling plate; (4) 5/16-18 hex nuts; (1) bag of (16) #10x1.000 self-drilling screws; (1) instruction sheet)
_____	714618	Mount Mounting Hardware for Concrete Applications (includes: (4) 5/16-18x1" bolts; (8) flat SAE washers; (4) #10x3/4" self-drilling screws; (1) post mount leveling plate; (1) bag of (16) #10x1.000 self-drilling screws)
_____	71455	Post Support Kit (Wood), Flat 42-1/2 in. Height

Note: Kits include welded pipe and plate, E-Z Set brackets, railing plate and lock screws, concrete anchors (concrete mount) or bolts (wood mount), nuts and washers.

OPTIONAL/EXTRA MATERIAL

_____	704132	Kingston Rail Mount Bracket Pack, Flat
_____	704147	Kingston Rail Mount Bracket Pack, Column
_____	704145	Kingston Rail Mount Bracket Pack, 45 Degrees
_____	704143	Kingston Rail Mount Bracket Pack, 22-1/2 Degrees
_____	70401	Post Base Trim Cover 4 in. x 4 in. (2 pc)
_____	70450	Decorative Post Trim 4 in. x 4 in.

- A TOP RAIL**
 3-1/4" x 1-5/8" x 68-1/2"
 (6' wide)
 3-1/4" x 1-5/8" x 92-1/2"
 (8' wide)
 3-1/4" x 1-5/8" x 116-1/2"
 (10' wide)
 with aluminum channel.

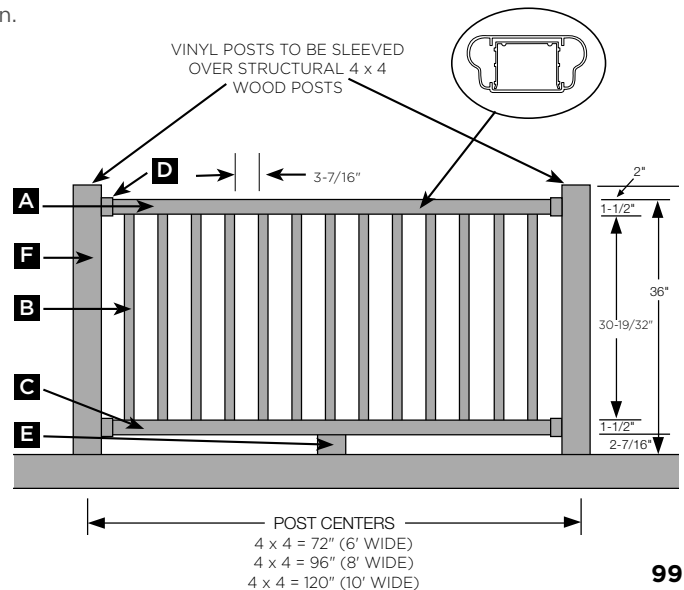
- B PICKETS**
 13 pickets of
 1-1/2" x 1-1/2" x 33-1/4"
 per 6' section.
 18 pickets of
 1-1/2" x 1-1/2" x 33-1/4"
 per 8' section.
 23 pickets of
 1-1/2" x 1-1/2" x 33-1/4"
 per 10' section.

- C BOTTOM RAIL**
 3-1/4" x 1-5/8" x 68-1/2"
 (6' wide)
 3-1/4" x 1-5/8" x 92-1/2"
 (8' wide)
 3-1/4" x 1-5/8" x 116-1/2"
 (10' wide)
 with aluminum channel.

- D RAIL MOUNT BRACKETS**
 4 per section

- E CRUSH BLOCK**
 1 per section
 (packed with brackets).

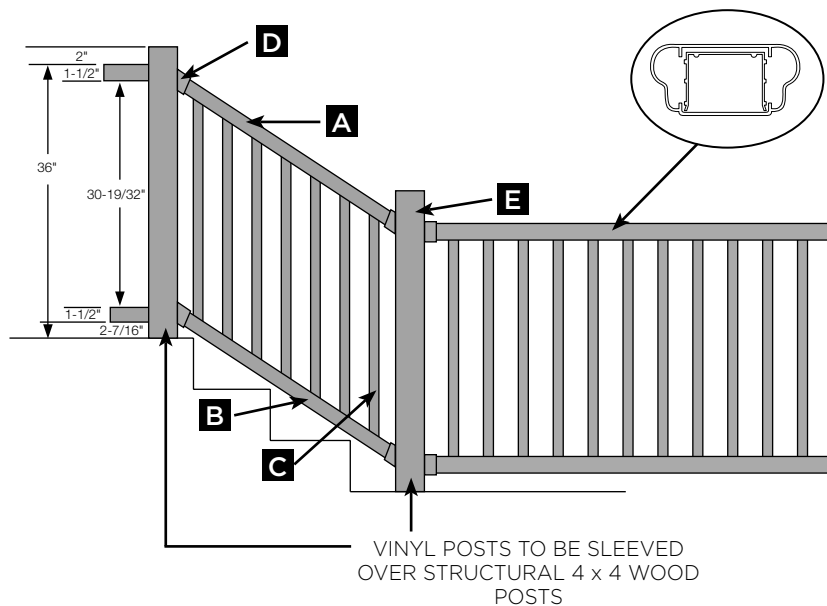
- F POST**
 4" x 4" x 38"



For colors, add color letters to item number: Almond (AL), Clay (C).

QUANTITY	PRODUCT NUMBER	DESCRIPTION
STAIR BOXED SECTION (includes A,B,C,D) Posts and caps sold separately.		
_____	286006	3 ft. x 6 ft. Kingston (Stair) Boxed Kit, Square Balusters
_____	286206	3 ft. x 6 ft. Kingston (Stair) Boxed Kit, Traditional Balusters
_____	286008	3 ft. x 8 ft. Kingston (Stair) Boxed Kit, Square Balusters
_____	286208	3 ft. x 8 ft. Kingston (Stair) Boxed Kit, Traditional Balusters
ROUND ALUMINUM BALUSTER RAIL COMPONENT PACKS - For use with Round Aluminum Balusters (sold separately). Top and bottom rail only (hardware packs sold separately).		
_____	286396	6 ft. Kingston Rail Pack - Use with Round Aluminum Balusters
_____	288396	8 ft. Kingston Rail Pack - Use with Round Aluminum Balusters
ROUND ALUMINUM BALUSTER COMPONENT PACKS - For use with Round Aluminum Baluster Rail Component Packs (sold separately). Includes 20-3/4 in. Round Aluminum Balusters (15 balusters/6 ft. section and 20 balusters/8 ft. section).		
_____	362031	31 in. Aluminum Baluster 3/4 in. Pack (20/pack), Round (Stair sections)
4 IN. X 4 IN. POSTS		
_____	649538	Blank Post 4 x 4 x 38
_____	649544	Blank Post 4 in. x 4 in. x 44 in.
POST CAPS (not available in all colors)		
_____	70409	Gothic Cap Ext 4 in. x 4 in.
_____	70411	Flat Cap Int 4 in. x 4 in.
_____	70492	Ball Cap 4 in. x 4 in.
_____	70414	Flat Cap Ext 4 in. x 4 in.
_____	70426	New England Cap 4 in. x 4 in.
POST SUPPORT KITS		
_____	71452	Post Support Kit (Concrete), Stair 48 in. Height
_____	71457	Post Support Kit (Wood), Stair 54 in. Height
<i>Note: Kits include welded pipe and plate, E-Z Set brackets, railing plate and lock screws, concrete anchors (concrete mount) or bolts (wood mount), nuts and washers.</i>		
OPTIONAL/EXTRA MATERIAL		
_____	704246	Kingston Rail Mount Bracket Pack, Stair/Steep Stair
_____	389218F	Square Baluster Replacement Pack, 39-1/4" (18 pc)
_____	371018F	Traditional Baluster Replacement Pack, 33-1/4" (18 pc)
_____	70401	Post Base Trim Cover 4 in. x 4 in. (2 pc)
_____	70450	Decorative Post Trim 4 in. x 4 in.

- A TOP RAIL**
 3-1/4" x 1-5/8" x 68-1/2" (6' wide)
 3-1/4" x 1-5/8" x 92-1/2" (8' wide)
 with aluminum channel.
- B BOTTOM RAIL**
 3-1/4" x 1-5/8" x 68-1/2" (6' wide)
 3-1/4" x 1-5/8" x 92-1/2" (8' wide)
 with aluminum channel.
- C PICKETS 32-1/2" BALUSTERS 33-1/4"**
 10 pieces of 1-1/2" x 1-1/2" x 33-1/4"
 per 6' section.
 14 pieces of 1-1/2" x 1-1/2" x 33-1/4"
 per 8' section.
- D STAIR RAIL MOUNT BRACKETS**
 4 per section.
- E POST**
 4" x 4" x 44"

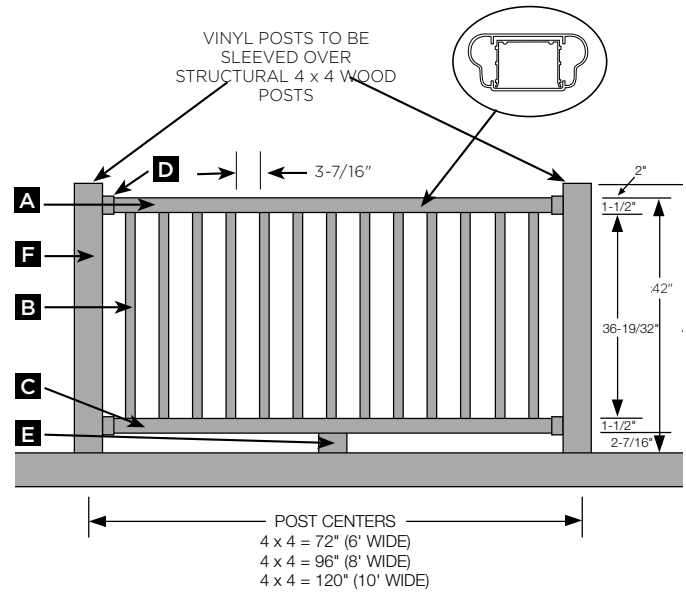


For colors, add color letters to item number: Almond (AL), Clay (C).

QUANTITY	PRODUCT NUMBER	DESCRIPTION
RAILING BOXED SECTION (includes A, B, C, D, E) Posts and caps sold separately.		
_____	285016	3-1/2 ft. x 6 ft. Kingston (Flat) Boxed Kit, Square Balusters
_____	285018	3-1/2 ft. x 8 ft. Kingston (Flat) Boxed Kit, Square Balusters
_____	285020	3-1/2 ft. x 10 ft. Kingston (Flat) Boxed Kit, Square Balusters
ROUND ALUMINUM BALUSTER RAIL COMPONENT PACKS - For use with Round Aluminum Balusters (sold separately). Top and bottom rail only (hardware packs sold separately).		
_____	286395	6 ft. Kingston Rail Pack - Use with Round Aluminum Balusters
_____	288395	8 ft. Kingston Rail Pack - Use with Round Aluminum Balusters
ROUND ALUMINUM BALUSTER COMPONENT PACKS - For use with Round Aluminum Baluster Rail Component Packs (sold separately). Includes 20-3/4 in. Round Aluminum Balusters (15 balusters/6 ft. section and 20 balusters/8 ft. section).		
_____	362039	39 in. Aluminum Baluster 3/4 in. Pack (20/pack), Round (Flat sections)
4 IN. X 4 IN. POSTS		
_____	649544	Blank Post 4 in. x 4 in. x 44 in.
POST CAPS (not available in all colors)		
_____	70409	Gothic Cap Ext 4 in. x 4 in.
_____	70411	Flat Cap Int 4 in. x 4 in.
_____	70492	Ball Cap 4 in. x 4 in.
_____	70414	Flat Cap Ext 4 in. x 4 in.
_____	70426	New England Cap 4 in. x 4 in.
GATES (hardware included)		
_____	631013	3-1/2 ft. Kingston Gate Kit, Square Balusters
_____	631026	3-1/2 ft. Gate Kit for Round Aluminum Balusters (Balusters sold separately)
<i>Note: Gate kits include (2) 2-1/2 in x 4 in. up-rights, rails, balusters (Aluminum Balusters sold separately. 60 in. wide gate uses 11 balusters), caps, screws, hinges and latch.</i>		
POST SUPPORT KITS		
_____	71451	Post Support Kit (Concrete), Flat 43-1/2 in. Height
_____	714611	Bracketed Post Support Kit (Concrete), Flat (43-1/2 in. actual height)
_____	71456	Post Support Kit (Wood), Flat 49-1/2 in. Height
_____	714616	Mount 42 in. height (includes 4" molded PVC guides)
_____	714617	Mount Mounting Hardware for Wood and Composite Applications (includes: (4) 5/16-18x1 in. bolts; (4) 5/16-18x6 in. bolts; (8) flat SAE washers; (4) #10x3/4 in. self-drilling screws; (1) post mount leveling plate; (4) 5/16-18 hex nuts; (1) bag of (16) #10x1.000 self-drilling screws; (1) instruction sheet)
_____	714618	Mount Mounting Hardware for Concrete Applications (includes: (4) 5/16-18x1" bolts; (8) flat SAE washers; (4) #10x3/4" self-drilling screws; (1) post mount leveling plate; (1) bag of (16) #10x1.000 self-drilling screws)
<i>Note: Kits include welded pipe and plate, E-Z Set brackets, railing plate and lock screws, concrete anchors (concrete mount) or bolts (wood mount), nuts and washers.</i>		
OPTIONAL/EXTRA MATERIAL		
_____	704132	Kingston Rail Mount Bracket Pack, Flat
_____	704147	Kingston Rail Mount Bracket Pack, Column
_____	704145	Kingston Rail Mount Bracket Pack, 45 Degrees
_____	704143	Kingston Rail Mount Bracket Pack, 22-1/2 Degrees
_____	70401	Post Base Trim Cover 4 in. x 4 in. (2 pc)
_____	70450	Decorative Post Trim 4 in. x 4 in.

- A TOP RAIL**
 3-1/4" x 1-5/8" x 68-1/2"
 (6' wide)
 3-1/4" x 1-5/8" x 92-1/2"
 (8' wide)
 with aluminum channel.
- B PICKETS**
 13 pickets of
 1-1/2" x 1-1/2" x 39-1/4"
 per 6' section.
 18 pickets of
 1-1/2" x 1-1/2" x 39-1/4"
 per 8' section.

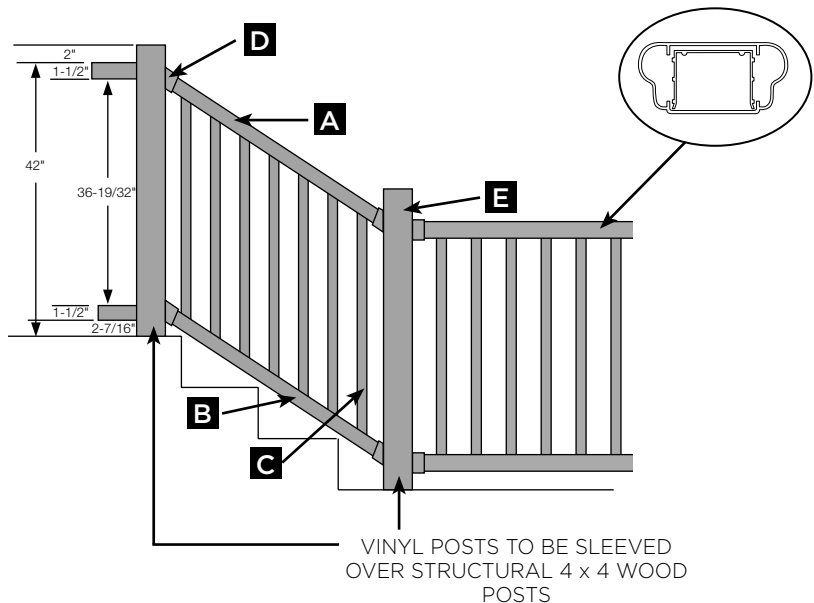
- C BOTTOM RAIL**
 3-1/4" x 1-5/8" x 68-1/2"
 (6' wide)
 3-1/4" x 1-5/8" x 92-1/2"
 (8' wide)
 with aluminum channel.
- D RAIL MOUNT BRACKETS**
 4 per section.
- E CRUSH BLOCK**
 1 per section
 (packed with brackets).
- F POST**
 4" x 4" x 44"



For colors, add color letters to item number: Almond (AL), Clay (C).

QUANTITY	PRODUCT NUMBER	DESCRIPTION
STAIR BOXED SECTION (includes A,B,C,D) Posts and caps sold separately.		
_____	286306	3-1/2 ft. x 6 ft. Kingston (Stair) Boxed Kit, Square Balusters
_____	286308	3-1/2 ft. x 8 ft. Kingston (Stair) Boxed Kit, Square Balusters
ROUND ALUMINUM BALUSTER RAIL COMPONENT PACKS - For use with Round Aluminum Balusters (sold separately). Top and bottom rail only (hardware packs sold separately).		
_____	286396	6 ft. Kingston Rail Pack - Use with Round Aluminum Balusters
_____	288396	8 ft. Kingston Rail Pack - Use with Round Aluminum Balusters
ROUND ALUMINUM BALUSTER COMPONENT PACKS - For use with Round Aluminum Baluster Rail Component Packs (sold separately). Includes 20-3/4 in. Round Aluminum Balusters (15 balusters/6 ft. section and 20 balusters/8 ft. section).		
_____	362037	37 in. Aluminum Baluster 3/4 in. Pack (20/pack), Round (Stair sections)
4 IN. X 4 IN. POSTS		
_____	649548	Blank Post 4 x 4 x 48
_____	649544	Blank Post 4 in. x 4 in. x 44 in.
POST CAPS (not available in all colors)		
_____	70409	Gothic Cap Ext 4 in. x 4 in.
_____	70411	Flat Cap Int 4 in. x 4 in.
_____	70492	Ball Cap 4 in. x 4 in.
_____	70414	Flat Cap Ext 4 in. x 4 in.
_____	70426	New England Cap 4 in. x 4 in.
POST SUPPORT KITS		
_____	71452	Post Support Kit (Concrete), Stair 48 in. Height
_____	71457	Post Support Kit (Wood), Stair 54 in. Height
<i>Note: Kits include welded pipe and plate, E-Z Set brackets, railing plate and lock screws, concrete anchors (concrete mount) or bolts (wood mount), nuts and washers.</i>		
OPTIONAL/EXTRA MATERIAL		
_____	704246	Kingston Rail Mount Bracket Pack, Stair/Steep Stair
_____	389218F	Square Baluster Replacement Pack, 39-1/4" (18 pc)
_____	70401	Post Base Trim Cover 4 in. x 4 in. (2 pc)
_____	70450	Decorative Post Trim 4 in. x 4 in.

- A TOP RAIL**
 3-1/4" x 1-5/8" x 68-1/2" (6' wide)
 3-1/4" x 1-5/8" x 92-1/2" (8' wide)
 with aluminum channel.
- B BOTTOM RAIL**
 3-1/4" x 1-5/8" x 68-1/2" (6' wide)
 3-1/4" x 1-5/8" x 92-1/2" (8' wide)
 with aluminum channel.
- C PICKETS** 39-1/4"
 10 pickets of 1-1/2" x 1-1/2" x 39-1/4"
 per 6' section.
 14 pickets of 1-1/2" x 1-1/2" x 39-1/4"
 per 8' section.
- D STAIR RAIL MOUNT BRACKETS**
 4 per section.
- E POST**
 4" x 4" x 44"



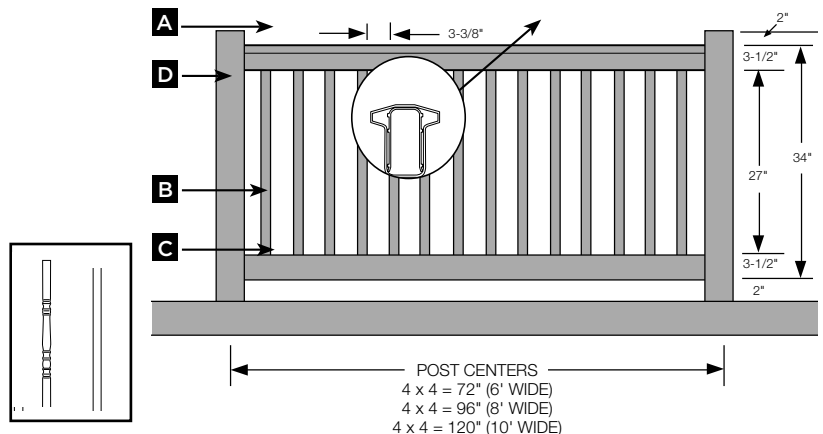
QUANTITY	PRODUCT NUMBER	DESCRIPTION
RAILING BOXED SECTIONS (includes A,B, C) Brackets, posts and caps sold separately.		
_____	20970	3 ft. x 6 ft. Oxford (Flat) Boxed Kit, Square Balusters
_____	20472	3 ft. x 6 ft. Oxford (Flat) Boxed Kit, Classic Balusters
_____	20978	3 ft. x 8 ft. Oxford (Flat) Boxed Kit, Square Balusters
_____	20480	3 ft. x 8 ft. Oxford (Flat) Boxed Kit, Classic Balusters
_____	20986	3 ft. x 10 ft. Oxford (Flat) Boxed Kit, Square Balusters
_____	20488	3 ft. x 10 ft. Oxford (Flat) Boxed Kit, Classic Balusters
ROUND ALUMINUM BALUSTER RAIL COMPONENT PACKS - For use with Round Aluminum Balusters (sold separately). Top and bottom rail only (hardware packs sold separately).		
_____	28614	6 ft. Oxford Rail Pack, Flat
_____	28814	8 ft. Oxford Rail Pack, Flat
<i>Note: Routed for 3/4 in. Round Aluminum Balusters</i>		
ROUND ALUMINUM BALUSTER COMPONENT PACKS - For use with Round Aluminum Baluster Rail Component Packs (sold separately). Includes 20-3/4 in. Round Aluminum Balusters (15 balusters/6 ft. section and 20 balusters/8 ft. section.)		
_____	362033	33 in. Aluminum Baluster 3/4 in. Pack (20/pack), Round (Flat sections)
4 IN. X 4 IN, POSTS		
_____	66151	Oxford Corner Post Flat 4 in. x 4 in. x 38 in.
_____	66152	Oxford Line Post Flat 4 in. x 4 in. x 38 in.
_____	66153	Oxford End Post Flat 4 in. x 4 in. x 38 in.
_____	649538	Blank Post 4 x 4 x 38
_____	66156	Oxford Line Post 45-Degree Line Post 4 in. x 4 in. x 38 in.
POST CAPS		
_____	70409	Gothic Cap Ext 4 in. x 4 in.
_____	70411	Flat Cap Int 4 in. x 4 in.
_____	70492	Ball Cap 4 in. x 4 in.
_____	70414	Flat Cap Ext 4 in. x 4 in.
_____	70426	New England Cap 4 in. x 4 in.
GATES (gates utilize 2 in. x 4 in. top rails, hardware included)		
_____	631021	3 ft. Oxford Gate Kit, Square Balusters
_____	631042	3 ft. Oxford Gate Kit, Classic Balusters
_____	631025	3 ft. Gate Kit for Round Aluminum Balusters (Balusters sold separately)
<i>Note: Gate kits include (2) 2-1/2 in. x 4 in. up-rights, rails, balusters (Aluminum Balusters sold separately. 60 in. wide gate uses 11 balusters), caps, screws, hinges and latch.</i>		
POST SUPPORT KITS		
_____	71450	Post Support Kit (Concrete), Flat 37-1/2 in. Height
_____	714610	Bracketed Post Support Kit (Concrete), Flat (37-1/2 in. actual height)
_____	71455	Post Support Kit (Wood), Flat 42-1/2 in. Height
_____	714615	Mount 36 in. height (includes 4 in. molded PVC guides)
_____	714617	Mount Mounting Hardware for Wood and Composite Applications (includes: (4) 5/16-18x1 in. bolts; (4) 5/16-18x6 in. bolts; (8) flat SAE washers; (4) #10x3/4 in. self-drilling screws; (1) post mount leveling plate; (4) 5/16-18 hex nuts; (1) bag of (16) #10x1.000 self-drilling screws; (1) instruction sheet)
_____	714618	Mount Mounting Hardware for Concrete Applications (includes: (4) 5/16-18x1" bolts; (8) flat SAE washers; (4) #10x3/4" self-drilling screws; (1) post mount leveling plate; (1) bag of (16) #10x1.000 self-drilling screws)
OPTIONAL/EXTRA MATERIAL		
_____	71343	Oxford T-Rail Rail Mount Bracket 4-Pack, 45 Degree
_____	71344	Oxford T-Rail Rail Mount Bracket 2-Pack, Column
_____	71348	Oxford T-Rail Rail Mount Bracket 4-Pack, Flat/Line/Level
_____	70401	Post Base Trim Cover 4 in. x 4 in. (2 pc)
_____	70450	Decorative Post Trim 4 in. x 4 in.

A TOP RAIL
 "T" rail x 71-1/2" (6' wide)
 "T" rail x 95-1/2" (8' wide)
 "T" rail x 119-1/2" (10' wide)
 with aluminum channel.

B PICKETS
 14 pickets of 1-1/4" x 1-1/4" x 33-1/4" per 6' section.
 19 pickets of 1-1/4" x 1-1/4" x 33-1/4" per 8' section.
 24 pickets of 1-1/4" x 1-1/4" x 33-1/4" per 10' section.

C BOTTOM RAIL
 2 x 4 x 71-1/2" (6' wide)
 2 x 4 x 95-1/2" (8' wide)
 2 x 4 x 119-1/2" (10' wide) with aluminum channel.

D POST
 4" x 4" x 38"



QUANTITY	PRODUCT NUMBER	DESCRIPTION
RAILING BOXED SECTIONS (includes A, B, C) Brackets, posts and caps sold separately.		
_____	20971	3 ft. x 6 ft. Oxford (Stair) Boxed Kit, Square Balusters
_____	20473	3 ft. x 6 ft. Oxford (Stair) Boxed Kit, Classic Balusters
_____	20979	3 ft. x 8 ft. Oxford (Stair) Boxed Kit, Square Balusters
_____	20481	3 ft. x 8 ft. Oxford (Stair) Boxed Kit, Classic Balusters
ROUND ALUMINUM BALUSTER RAIL COMPONENT PACKS - For use with Round Aluminum Balusters (sold separately). Top and bottom rail only (hardware packs sold separately).		
_____	28617	6 ft. Oxford Rail Pack, Stair
_____	28818	8 ft. Oxford Rail Pack, Stair
ROUND ALUMINUM BALUSTER RAIL COMPONENT PACKS - For use with Round Aluminum Balusters (sold separately). Top and bottom rail only (hardware packs sold separately).		
_____	362031	31 in. Aluminum Baluster 3/4 in. Pack (20/pack), Round (Stair sections)
STEEP STAIR (WILL RACK UP TO 42 DEGREE ANGLE)		
_____	28393	Oxford 6 ft. Rail Pack, Steep Stair
_____	28394	Oxford 8 ft. Rail Pack, Steep Stair
_____	37159F	Square Baluster 6 ft. Pack, 37-3/4 in.
_____	37161F	Square Baluster 8 ft. Pack, 37-3/4 in.
4 IN. X 4 IN. POSTS		
_____	66252	Oxford Line Post Stair 4 in. x 4 in. x 48 in.
_____	66253	Oxford End Post Stair 4 in. x 4 in. x 48 in.
_____	66558	Oxford End Post Stair (inground) 4 in. x 4 in. x 75 in.
_____	649548	Blank Post 4 x 4 x 48
_____	64631L	Oxford Flat to Stair Corner Post Left 4 x 4 x 38
_____	64631R	Oxford Flat to Stair Corner Post Right 4 x 4 x 38
_____	64632	Oxford Flat to Stair Line Post 4 x 4 x 38
POST CAPS		
_____	70409	Gothic Cap Ext 4 in. x 4 in.
_____	70411	Flat Cap Int 4 in. x 4 in.
_____	70492	Ball Cap 4 in. x 4 in.
_____	70414	Flat Cap Ext 4 in. x 4 in.
_____	70426	New England Cap 4 in. x 4 in.
POST SUPPORT KITS		
_____	71452	Post Support Kit (Concrete), Stair 48 in. Height
_____	71457	Post Support Kit (Wood), Stair 54 in. Height
OPTIONAL/EXTRA MATERIAL		
_____	70401	Post Base Trim Cover 4 in. x 4 in. (2 pc)
_____	71349	Oxford T-Rail Rail Mount Bracket 4-Pack, Stair
_____	70450	Decorative Post Trim 4 in. x 4 in.

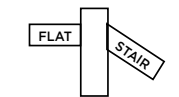
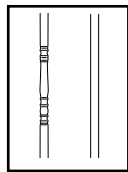
A TOP RAIL
 2" x 4" x 71-1/2" (6' wide)
 2" x 4" x 95-1/2" (8' wide)
 with aluminum channel.

B BOTTOM RAIL
 2" x 4" x 71-1/2" (6' wide)
 2" x 4" x 95-1/2" (8' wide)
 with aluminum channel.

C PICKETS
 11 pieces of 1-1/4" x 1-1/4" x 31-3/4"
 per 6' section.
 15 pieces of 1-1/4" x 1-1/4" x 31-3/4"
 per 8' section.

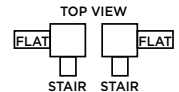
D POST
 4" x 4" x 48"

- 1** FLAT TO STAIR - line post, corner post.
- 2** STAIR/STEP - line post, end post.

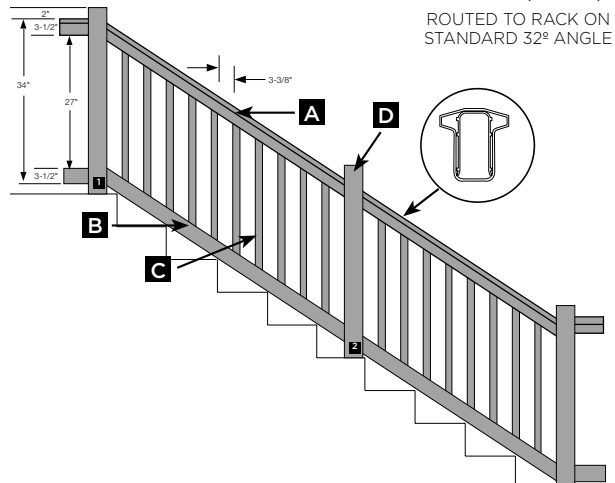


SIDE VIEW
 FLAT TO STAIR LINE POST

FLAT TO STAIR
 CORNER POST



TOP VIEW
 FLAT STAIR



Railing Oxford Flat

3.5 ft. High / 6, 8 and 10 ft. Wide

Select one of the available colors
 White

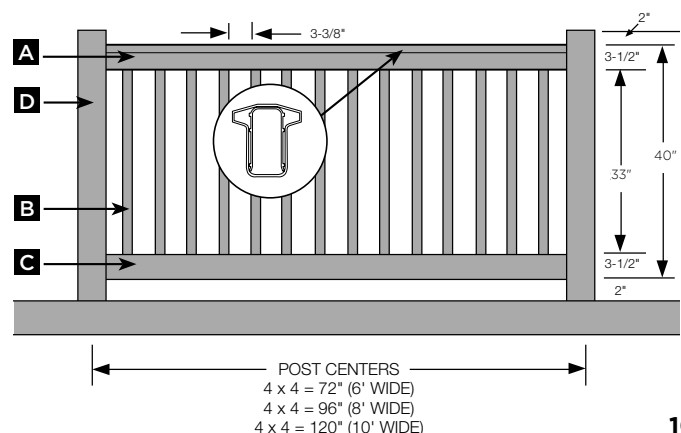
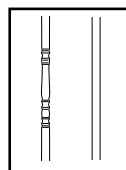
QUANTITY	PRODUCT NUMBER	DESCRIPTION
RAILING BOXED SECTIONS (includes A, B, C) Brackets, posts and caps sold separately.		
_____	20974	3-1/2 ft. x 6 ft. Oxford (Flat) Boxed Kit, Square Balusters
_____	20476	3-1/2 ft. x 6 ft. Oxford (Flat) Boxed Kit, Classic Balusters
_____	20982	3-1/2 ft. x 8 ft. Oxford (Flat) Boxed Kit, Square Balusters
_____	20484	3-1/2 ft. x 8 ft. Oxford (Flat) Boxed Kit, Classic Balusters
_____	20990	3-1/2 ft. x 10 ft. Oxford (Flat) Boxed Kit, Square Balusters
ROUND ALUMINUM BALUSTER RAIL COMPONENT PACKS - For use with Round Aluminum Balusters (sold separately). Top and bottom rail only (hardware packs sold separately).		
_____	28614	6 ft. Oxford Rail Pack, Flat
_____	28814	8 ft. Oxford Rail Pack, Flat
ROUND ALUMINUM BALUSTER COMPONENT PACKS - For use with Round Aluminum Baluster Rail Component Packs (sold separately). Includes 20-3/4 in. Round Aluminum Balusters (15 balusters/6 ft. section and 20 balusters/8 ft. section).		
_____	362039	39 in. Aluminum Baluster 3/4 in. Pack (20/pack), Round (Flat sections)
4 IN. X 4 IN. POSTS		
_____	66161	Oxford Corner Post 4 in. x 4 in. x 44 in.
_____	66162	Oxford Line Post 4 in. x 4 in. x 44 in.
_____	66163	Oxford End Post 4 in. x 4 in. x 44 in.
_____	649544	Blank Post 4 in. x 4 in. x 44 in.
_____	66166	Oxford Line Post 45-Degree Line Post 4 in. x 4 in. x 44 in.
POST CAPS		
_____	70409	Gothic Cap Ext 4 in. x 4 in.
_____	70411	Flat Cap Int 4 in. x 4 in.
_____	70492	Ball Cap 4 in. x 4 in.
_____	70414	Flat Cap Ext 4 in. x 4 in.
_____	70426	New England Cap 4 in. x 4 in.
POST SUPPORT KITS		
_____	71451	Post Support Kit (Concrete), Flat 43-1/2 in. Height
_____	714611	Bracketed Post Support Kit (Concrete), Flat (43-1/2 in. actual height)
_____	71456	Post Support Kit (Wood), Flat 49-1/2 in. Height
_____	714616	Mount 42 in. height (includes 4" molded PVC guides)
_____	714617	Mount Mounting Hardware for Wood and Composite Applications (includes: (4) 5/16-18x1 in. bolts; (4) 5/16-18x6 in. bolts; (8) flat SAE washers; (4) #10x3/4 in. self-drilling screws; (1) post mount leveling plate; (4) 5/16-18 hex nuts; (1) bag of (16) #10x1.000 self-drilling screws; (1) instruction sheet)
_____	714618	Mount Mounting Hardware for Concrete Applications (includes: (4) 5/16-18x1" bolts; (8) flat SAE washers; (4) #10x3/4" self-drilling screws; (1) post mount leveling plate; (1) bag of (16) #10x1.000 self-drilling screws)
GATES (gates utilize 2 in. x 4 in. top rails, hardware included)		
_____	631023	3-1/2 ft. Oxford Gate Kit, Square Balusters
_____	631044	3-1/2 ft. Oxford Gate Kit, Classic Balusters
_____	631026	3-1/2 ft. Gate Kit for Round Aluminum Balusters (Balusters sold separately)
<i>Note: Gate kits include (2) 2-1/2 in. x 4 in. up-rights, rails, balusters (Aluminum Balusters sold separately). 60 in. wide gate uses 11 balusters), caps, screws, hinges and latch.</i>		
OPTIONAL/EXTRA MATERIAL		
_____	70401	Post Base Trim Cover 4 in. x 4 in. (2 pc)
_____	71348	Oxford T-Rail Rail Mount Bracket 4-Pack, Flat/Line/Level
_____	71343	Oxford T-Rail Rail Mount Bracket 4-Pack, 45 Degree
_____	71344	Oxford T-Rail Rail Mount Bracket 2-Pack, Column
_____	70450	Decorative Post Trim 4 in. x 4 in.

- A TOP RAIL**
 "T" rail x 71-1/2" (6' wide)
 "T" rail x 95-1/2" (8' wide)
 "T" rail x 119-1/2" (10' wide with aluminum channel).

- B PICKETS**
 14 pieces of 1-1/4" x 1-1/4" x 39-1/4" per 6' section.
 19 pieces of 1-1/4" x 1-1/4" x 39-1/4" per 8' section.
 24 pieces of 1-1/4" x 1-1/4" x 39-1/4" per 10' section.

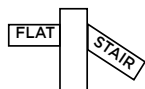
- C BOTTOM RAIL**
 2 x 4 x 95-1/2" (8' wide)
 2 x 4 x 119-1/2" (10' wide) with aluminum channel.

- D POST**
 4" x 4" x 44"



QUANTITY	PRODUCT NUMBER	DESCRIPTION
RAILING BOXED SECTIONS (includes A, B, C) Brackets, posts and caps sold separately.		
_____	20975	3-1/2 ft. x 6 ft. Oxford (Stair) Boxed Kit, Square Balusters
_____	20983	3-1/2 ft. x 8 ft. Oxford (Stair) Boxed Kit, Square Balusters
ROUND ALUMINUM BALUSTER RAIL COMPONENT PACKS - For use with Round Aluminum Balusters (sold separately). Top and bottom rail only (hardware packs sold separately).		
_____	28617	6 ft. Oxford Rail Pack, Stair
_____	28818	8 ft. Oxford Rail Pack, Stair
ROUND ALUMINUM BALUSTER COMPONENT PACKS - For use with Round Aluminum Baluster Rail Component Packs (sold separately). Includes 20-3/4 in. Round Aluminum Balusters (15 balusters/6 ft. section and 20 balusters/8 ft. section).		
_____	362037	37 in. Aluminum Baluster 3/4 in. Pack (20/pack), Round (Stair sections)
STEEP STAIR (WILL RACK UP TO 42 DEGREE ANGLE)		
_____	28393	Oxford 6 ft. Rail Pack, Steep Stair
_____	28394	Oxford 8 ft. Rail Pack, Steep Stair
_____	37159F	Square Baluster 6 ft. Pack, 37-3/4 in.
_____	37161F	Square Baluster 8 ft. Pack, 37-3/4 in.
4 IN. X 4 IN. POSTS		
_____	66462	Oxford Line Post Stair 4 in. x 4 in. x 51-1/2 in.
_____	66463	Oxford End Post Stair 4 in. x 4 in. x 51-1/2 in.
_____	66568	Oxford Inground End Post Stair 4 in. x 4 in. x 75 in.
_____	649552	Blank Post 4 x 4 x 52
_____	64641L	Oxford Flat to Stair Corner Post Left 4 x 4 x 44
_____	64641R	Oxford Flat to Stair Corner Post Right 4 x 4 x 44
_____	64642	Oxford Flat to Stair Line Post 4 x 4 x 44
POST CAPS		
_____	70409	Gothic Cap Ext 4 in. x 4 in.
_____	70411	Flat Cap Int 4 in. x 4 in.
_____	70492	Ball Cap 4 in. x 4 in.
_____	70414	Flat Cap Ext 4 in. x 4 in.
_____	70426	New England Cap 4 in. x 4 in.
POST SUPPORT KITS		
_____	71452	Post Support Kit (Concrete), Stair 48 in. Height
_____	71457	Post Support Kit (Wood), Stair 54 in. Height
OPTIONAL/EXTRA MATERIAL		
_____	70401	Post Base Trim Cover 4 in. x 4 in. (2 pc)
_____	71349	Oxford T-Rail Rail Mount Bracket 4-Pack, Stair
_____	70450	Decorative Post Trim 4 in. x 4 in.

TRANSITION POST OPTIONS

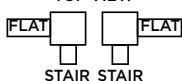


SIDE VIEW

FLAT TO STAIR LINE POST

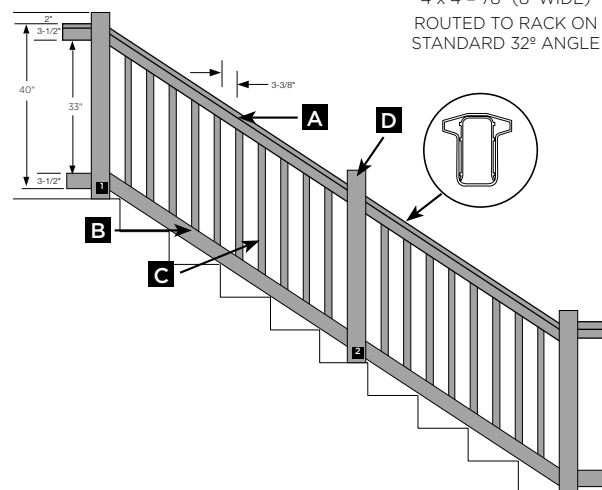
FLAT TO STAIR CORNER POST

TOP VIEW



STAIR STAIR

- A TOP RAIL**
2" x 4" x 71-1/2" (6' WIDE)
2" x 4" x 95-1/2" (8' WIDE)
with aluminum channel.
- B BOTTOM RAIL**
2" x 4" x 71-1/2" (6' WIDE)
2" x 4" x 95-1/2" (8' WIDE)
with aluminum channel.
- C PICKETS**
11 pieces of 1-1/4" x 1-1/4" x 37-3/4"
per 6' section.
15 pieces of 1-1/4" x 1-1/4" x 37-3/4"
per 8' section.
- D POST**
4" x 4" x 51-1/2"
- 1** FLAT TO STAIR - line post, corner post.
- 2** STAIR/STEP - line post, end post.

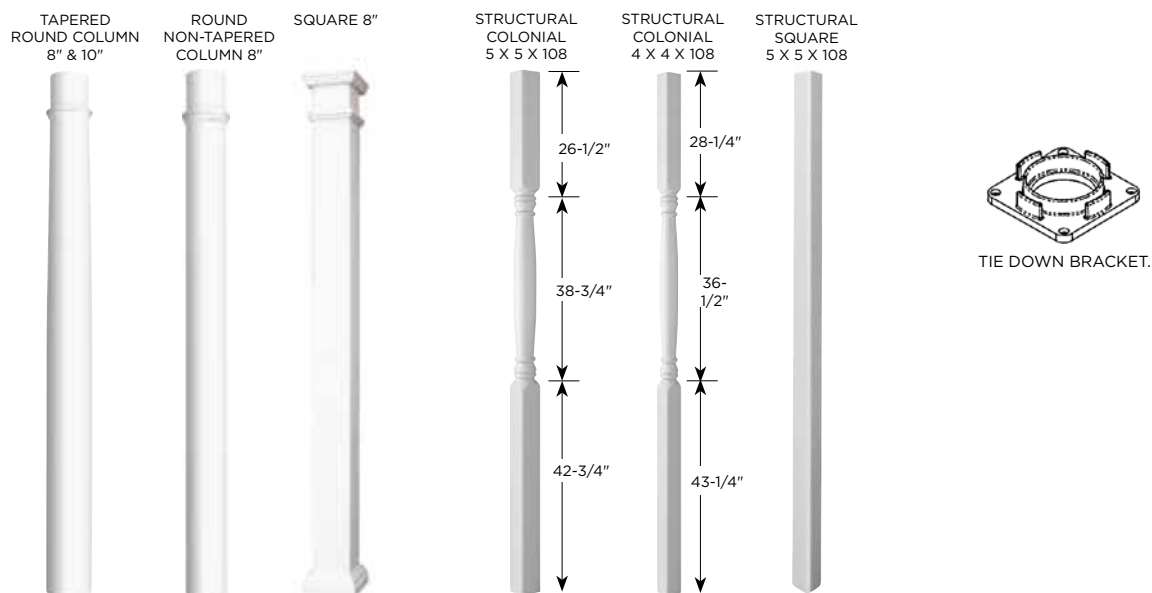


Railing Porch Posts/Columns

Select one of the available colors
 ■ Almond ■ Clay ■ White

For colors, add color letters to item number: Almond (AL), Clay (C).

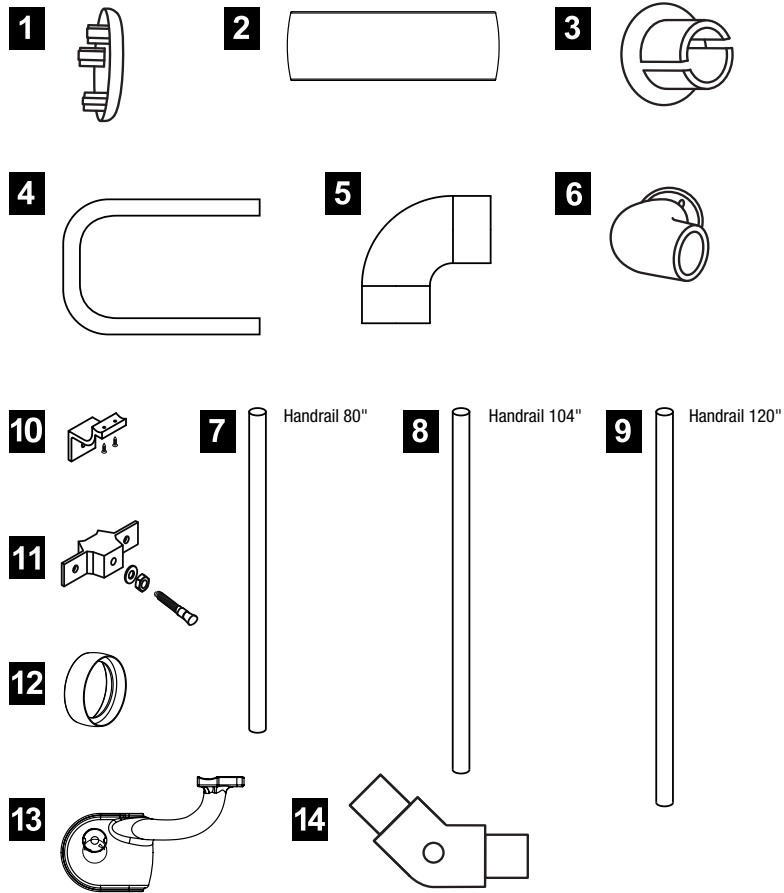
QUANTITY	PRODUCT NUMBER	DESCRIPTION
COLONIAL 4 IN. X 4 IN. PORCH POST (White, Almond)		
_____	73020	Colonial Porch Post 4 in. x 4 in. x 108 in.
SQUARE 5 IN. X 5 IN. PORCH POST (White, Almond, Clay)		
_____	73019	Square Porch Post 5 in. x 5 in. x 108 in.
COLONIAL 5 IN. X 5 IN. PORCH POST (White, Almond)		
_____	73017	Colonial Porch Post 5 in. x 5 in. x 108 in.
ACCESSORIES		
_____	70480	Porch Post 4 in. x 4 in. Trim (4 pc)
_____	70407	Porch Post 5 in. x 5 in. Trim (4 pc)
8in. TAPERED PORCH COLUMN		
_____	73030	8 in. x 108 in. Round Column Tapered with Mounting Plates (White only)
_____	73035	Cap/Base Trim Set with Hardware - 8 in. Round Column Tapered (White only)
<i>Note: For complete post, order both Column and Trim set.</i>		
10 IN. TAPERED PORCH COLUMN		
_____	73031	10 in. x 108 in. Round Column Tapered with Mounting Plates (White only)
_____	73037	Cap/Base Trim Set with Hardware - 10 in. Round Column Tapered (White only)
<i>Note: For complete post, order both Column and Trim set.</i>		
8 IN. ROUND PORCH COLUMN		
_____	73032	8 in. x 108 in. Round Column Non-Tapered with Mounting Plates (White only)
_____	73036	Cap/Base Trim Set with Hardware - 8 in. Round Column Non-Tapered (White only)
<i>Note: For complete post, order both Column and Trim set.</i>		
8 IN. SQUARE PORCH COLUMN		
_____	73033	8 in. x 8 in. x 108 in. Square Column with Mounting Plates (White only)
_____	73038	Cap/Base Trim Set with Hardware - 8 in. Square Column (White only)
<i>Note: For complete post, order both Column and Trim set.</i>		
DECORATIVE POST SLEEVE		
_____	73046	Decorative Porch Post Cover 6 in. x 6 in. x 120 in.
_____	73047	Pyramid Post Cap 6 in. x 6 in.
_____	73048	4 Piece Post Sleeve Trim 6 in. x 6 in. (requires field cutting)



**Railing
Handrail**

Select one of the available colors
 White

QUANTITY	PRODUCT NUMBER	DESCRIPTION
_____	74028	RLG Handrail Bracket ASSY (10)
_____	74029	RLG Handrail EZ Post Attach (11)
_____	74083	RLG Handrail 180-Degree End Loop (4)
_____	74084	RLG Handrail 90-Degree CR (5)
_____	74085	RLG Handrail 90-Degree Post Return (6)
_____	74080	80 in. Aluminum Handrail (7)
_____	74104	104 in. Aluminum Handrail (8)
_____	74120	120 in. Aluminum Handrail (9)
_____	74089	End Cap (1)
_____	74081	Straight Wall Return (3)
_____	74070	Handrail Straight Joiner (2)
_____	74069	Handrail Joint Ring (12)
_____	74071	Handrail Inside Corner Bracket (13)
_____	74088	RLG Aluminum External Joiner (14)



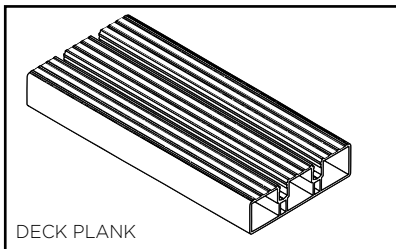
SPACING OF BRACKETS SHOULD BE A MAXIMUM OF 6' ON CENTER

Deck

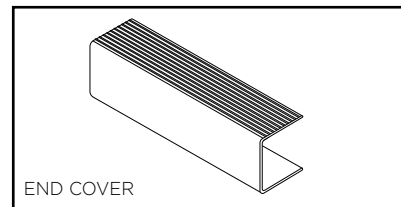
Select one of the available colors
 ■ Almond ■ Gray ■ White

For colors, add color letters to item number: Almond (AL), Gray (G).

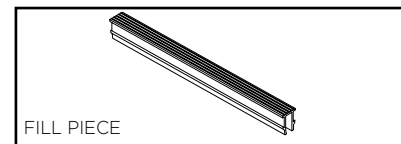
QUANTITY	PRODUCT NUMBER	DESCRIPTION
DECK PLANK 1-1/2 IN. X 5-1/2 IN.		
_____	119145	Deck Plank x 145 in. (12 ft.)
_____	119193	Deck Plank x 193 in. (16 ft.) Minimum order quantity of 25
_____	119241	Deck Plank x 241 in. (20 ft.)
_____	70781P	Deck Screw #8 x 2-1/2 in. (order approx. 15 per 10 ft. of lineal plank) Qty: 100
_____	70783P	Deck Screw #8 x 2-1/2 in. Stainless Steel Qty: 100
FILL PIECE		
_____	129145	Fill Piece x 145 in. (12 ft.)
_____	129193	Fill Piece x 193 in. (16 ft.)
_____	129241	Fill Piece x 241 in. (20 ft.)
END COVER (C-SHAPED)		
_____	139144	End Cover x 144 in. (12 ft.)
_____	70820P	End Cover Fastener (25 pc) order approx. 1 per lineal foot
FASCIA PRODUCTS		
_____	349096	Picket 7/8 in. x 3 in. x 96 in.
_____	319096	Picket 7/8 in. x 1-1/2 in. x 96 in.
_____	70787P	#8 x 1-1/2 in. Stainless Steel Screw Qty: 100
_____	70792P	Snap Cap Washer Qty: 100
_____	70793P	Snap Cap Qty: 100
_____	70822P	3/4 in. Rail Plug Qty: 25



20' deck plank available in pallet quantity only as part of a full or 1/2 truckload of Bufftech products.



Can be scored & cut to form L-channel for trim



Estimated Material Cost Per Lineal Foot

You Should Know

This is a guideline only. It should be used as a reference and as an aid in selling CertainTeed EverNew Decking.

Formula

1. Calculate square footage of surface to cover with deck plank.
2. Multiply square footage x 2.18 to determine linear feet of **deck plank** required.
3. Multiply linear feet of plank x 2 to determine linear feet of **fill piece** required.
4. Measure linear footage of open ended plank to determine linear feet of **end cover** required.

Request for Material Estimate

QUOTATION DATE _____ COMPANY _____

CONTACT _____ STATE _____ ZIP CODE _____

PHONE _____ FAX _____

FENCE:

RESIDENTIAL:

STYLE _____ HEIGHT _____ COLOR _____ POST CAP _____

GATES: GATE KIT _____ PREASSEMBLED GATE _____

POST & RAIL: 2 RAIL _____ 3 RAIL _____ 4 RAIL _____ POST CAP _____

RAILS: 1-1/2 x 5-1/2 _____ 2 x 6 _____ COLOR _____

GATES: SINGLE _____ DOUBLE _____

RAILING: STYLE _____ HEIGHT _____ COLOR _____

POST CAP _____ POST TRIM _____

BALUSTER STYLE _____ BRACKETED _____ ROUTED _____

MOUNTING METHOD: SLEEVE OVER WOOD _____ CONCRETE _____ WOOD _____

LAYOUT

TOTAL FOOTAGE _____

Request for Deck Estimate

DATE _____ COMPANY _____

CONTACT _____ STATE _____ ZIP CODE _____

PHONE _____ FAX _____

REQUIRED INFORMATION

1. **COLOR OF DECKING:** WHITE GRAY ALMOND (CIRCLE CHOICE)
2. **DIRECTION OF FLOOR JOISTS** (PLEASE DEMONSTRATE WITH ARROWS ON YOUR SKETCH)
3. **ANY STEPS?** Y N (CIRCLE CHOICE) **HOW MANY?** _____ **WIDTH OF STEP** _____
4. **RELATIONSHIP OF ATTACHED BUILDINGS TO THE DECK (IF ANY, PLEASE DEMONSTRATE)**
5. **IS FASCIA COVER REQUIRED?** Y N (CIRCLE CHOICE)
6. **HEIGHT OF REQUIRED FASCIA BOARD** _____

DECK LAYOUT

SPECIAL NOTES

- For quote purposes only, 12' or 16' planks are used.
- Decking must be laid in the opposite direction or diagonally to the direction of the joists.
- Deck screws required approx. 1-1/2 per linear foot and are sold in 100/pack.
- Standard deck screws are galvanized. Please specify if stainless are desired.
- Fill pieces required are 2 per length plank.
- End covers are quoted for exposed cut edges only.
- End cover fasteners required are 1 per linear foot of end cover.

Bufftech®

Extruded Products 800-333-0569

Molded Products 866-648-9336

www.bufftech.com



CertainTeed

CEILINGS • DECKING • FENCE • GYPSUM • INSULATION • RAILING • ROOFING • SIDING • TRIM
20 Moores Road, Malvern, PA 19355 Professional: 800-233-8990 Consumer: 800-782-8777 certainteed.com

©01/23 CertainTeed, Printed in the USA, Code No. 03-08-167-NA-EN